



Per- and Polyfluoroalkyl Substances Chemical Action Plan

Hazardous Waste and Toxics Reduction Program
Washington State Department of Ecology
Olympia, Washington

Publication 21-04-048
Revised September 2022



Publication Information

This document is available on the Department of Ecology's website at:
<https://apps.ecology.wa.gov/publications/summarypages/2104048.html>

Cover photo credit: Manuel Santiago, September 12, 2019: Pexels

Related Information

- [Focus on: PFAS Chemical Action Plan](#)¹
- [Draft Per- and Polyfluoroalkyl Substances Chemical Action Plan](#)²

Contact Information

Hazardous Waste and Toxics Reduction Program

Washington Department of Ecology
P.O. Box 47600
Olympia, WA 98504-7600
Phone: 360-407-6700
Website: [Washington State Department of Ecology](#)³

Participating Programs and Offices

Washington Department of Ecology programs: Air Quality, Environmental Assessment, Hazardous Waste and Toxics Reduction, Rules and Accountability, Solid Waste Management, Spills, Toxics Cleanup, Water Quality

Washington Department of Health offices: Drinking Water, Environmental Public Health Sciences

ADA Accessibility

The Department of Ecology is committed to providing people with disabilities access to information and services by meeting or exceeding the requirements of the Americans with Disabilities Act (ADA), Section 504 and 508 of the Rehabilitation Act, and Washington State Policy #188.

To request an ADA accommodation, contact Ecology by phone at 360-407-6700 or email at hwtrpubs@ecy.wa.gov. For Washington Relay Service or TTY call 711 or 877-833-6341. Visit Ecology's website for more information.

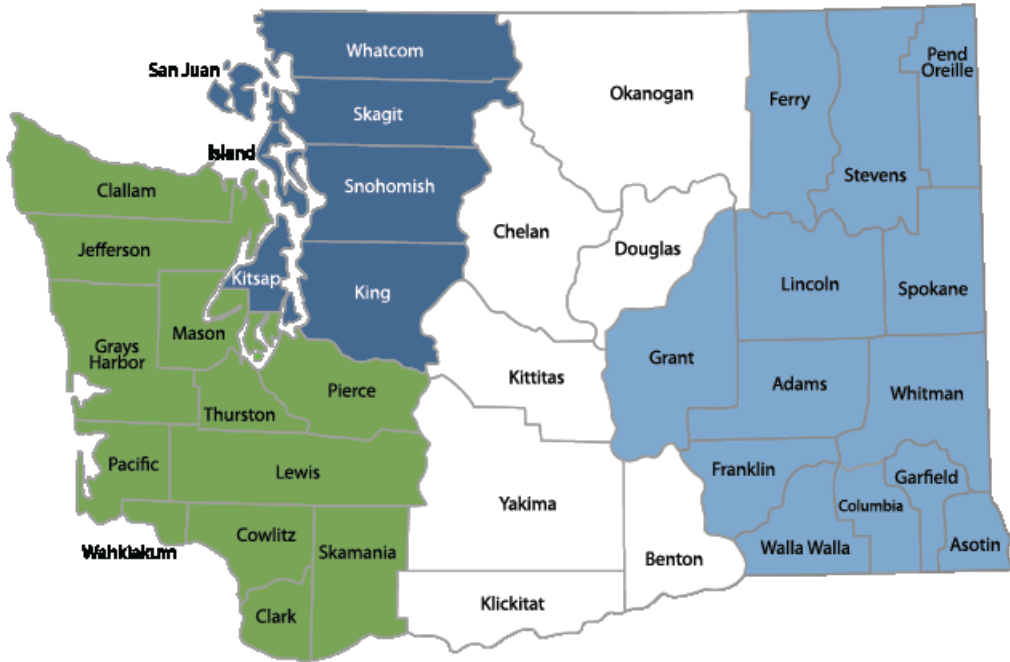
¹ <https://apps.ecology.wa.gov/publications/summarypages/2004048.html>

² <https://apps.ecology.wa.gov/publications/summarypages/2004035.html>

³ www.ecology.wa.gov/contact

Department of Ecology's Regional Offices

Map of Counties Served



Southwest Region 360-407-6300	Northwest Region 425-649-7000	Central Region 509-575-2490	Eastern Region 509-329-3400
---	---	---------------------------------------	---------------------------------------

Region	Counties served	Mailing Address	Phone
Southwest	Clallam, Clark, Cowlitz, Grays Harbor, Jefferson, Mason, Lewis, Pacific, Pierce, Skamania, Thurston, Wahkiakum	PO Box 47775 Olympia, WA 98504	360-407-6300
Northwest	Island, King, Kitsap, San Juan, Skagit, Snohomish, Whatcom	3190 160th Ave SE Bellevue, WA 98008	425-649-7000
Central	Benton, Chelan, Douglas, Kittitas, Klickitat, Okanogan, Yakima	1250 W Alder St Union Gap, WA 98903	509-575-2490
Eastern	Adams, Asotin, Columbia, Ferry, Franklin, Garfield, Grant, Lincoln, Pend Oreille, Spokane, Stevens, Walla Walla, Whitman	4601 N Monroe Spokane, WA 99205	509-329-3400
Headquarters	Across Washington	PO Box 46700 Olympia, WA 98504	360-407-6000

Per- and Polyfluoroalkyl Substances Chemical Action Plan

Hazardous Waste and Toxics Reduction Program
Washington State Department of Ecology
Headquarters Building
Olympia, Washington

Revised September 2022 | Publication 21-04-048



DEPARTMENT OF
ECOLOGY
State of Washington

Table of Contents

Per- and Polyfluoroalkyl Substances	i
Chemical Action Plan	i
Publication Information	2
Contact Information.....	2
ADA Accessibility.....	2
Department of Ecology’s Regional Offices.....	3
Per- and Polyfluoroalkyl Substances Chemical Action Plan	4
Table of Contents.....	4
List of Figures and Tables.....	5
Executive Summary.....	12
Introduction	35
PFAS Assessment Summary	37
PFAS CAP Recommendations.....	48
PFAS CAP Requirements	78
Acronyms	82
Appendix 1: Chemistry.....	85
Appendix 2: Analytical Methods.....	122
Appendix 3: Sources and Uses	150
Appendix 4: Fate and Transport	217
Appendix 5: Environmental Occurrence.....	246
Appendix 6: Ecological Toxicology	280
Appendix 7: Health	310
Appendix 8: Biosolids.....	422
Appendix 9: Regulations	442
Appendix 10: Economic Analysis.....	463
Appendix 11: Response to Comments.....	498

List of Figures and Tables

Figures

Figure 1. PFAS cycle adapted to presence of PFAS in Washington state outside of occupational settings.....	38
Figure 2. Recommendations found in the PFAS Chemical Action Plan and associated sub-efforts to support implementation.	48
Figure 3. Non-fluorinated hydrocarbon, octane sulfonic acid.....	87
Figure 4. Fluorinated hydrocarbon, PFOS.....	87
Figure 5. Simplified illustration of octane sulfonic acid (left) and PFOS (right) chemical structure where C and H are not shown.	87
Figure 6. PFOS in which the SO ₃ H functional group is represented by R.	87
Figure 7. Schematic structure of a polyfluorinated surfactant, the 8:2 fluorotelomer sulfonic acid.....	90
Figure 8. The ammonium salt of PFPrOPrA/HPFO-DA (also known as GenX).....	100
Figure 9. Fluorinated side-chain polymer, typical of stain-resistant surface treatments for textiles.....	101
Figure 10. Possible chemical structure of perfluoropolyether (PFPE).....	101
Figure 11. A schematic of the ECF reaction that forms PFOS.....	103
Figure 12. Schematic of telogen (perfluoroethyl iodide) reacting with three taxogen units (tetrafluoroethene) to form a perfluorinated product, perfluorooctyl iodide (PFI).	103
Figure 13. Schematic of PFI further reacting with the hydrocarbon ethene to form the polyfluorinated 8:2 fluorotelomer iodide (FTI).....	103
Figure 14. An 8:2 fluorotelomer iodide (left) can be converted to an 8:2 fluorotelomer alcohol (right).	104
Figure 15. Comparison of two-carbon tetrafluoroethene taxogens manufactured using ECF (Jiang et al., 2015).	105
Figure 16. Analytical chemistry data for the PFCA content (C4 – C12) of a U.S. carpet or upholstery protector concentrate (Liu et al., 2012).	106
Figure 17. Manufacturing emissions estimates from the OECD (Wang et al., 2014).....	107
Figure 18. Legacy carpet treatment chemistry.....	110
Figure 19. A phosphate di-ester formed from EtFOSE.	111
Figure 20. Typical legacy POSF-based surfactant used in liquid-applied products.	112
Figure 21. 6:2 FTAB surfactant typical of fire-fighting foam products.	112

Figure 22. Two processing aids used in fluoropolymer production.	113
Figure 23. Count of secondary manufacturing facilities by county based on NAICS code.....	154
Figure 24. Class 1, 3, and 4 oil transfer, storage, and handling facilities.....	163
Figure 25. Locations of municipal solid waste (MSW) and limited purpose (LP) landfills in Washington.....	180
Figure 26. Illustration of precursor transformation leading to PFAAs.	219
Figure 27. Examples of precursor aerobic biotransformation to PFAAs with half-lives (as described in Section 4.1).....	220
Figure 28. Average PFAS compound profiles in two types of surface waters collected from Washington state water bodies in 2016.....	249
Figure 29. PFAS concentrations (ng/L) in wastewater treatment plant effluent samples collected in 2016.	251
Figure 30. Total perfluoroalkyl acid (T-PFAA) concentrations in wastewater treatment plant effluent collected in 2008 (grey bars on the left) and 2016 (orange bars on the right).	252
Figure 31. PFAS concentrations (ng/g dw) in sediment core samples collected in Washington state in 2012.	253
Figure 32. Total perfluoroalkyl acid (T-PFAA) concentrations in freshwater fish fillet tissue collected in 2008 (grey bars on the left) and 2016 (yellow bars on the right).....	256
Figure 33. Total perfluoroalkyl acid (T-PFAA) concentrations in freshwater fish liver tissue collected in 2008 (grey bars on the left) and 2016 (yellow bars on the right).....	257
Figure 34. Total perfluoroalkyl acid concentrations (ng/g fw) measured in osprey eggs collected in 2016.	258
Figure 35. Total perfluoroalkyl acid (T-PFAA) concentrations in osprey eggs collected from the Lower Columbia River in 2008 (grey bars on the right) and 2016 (yellow bars on the left).	259
Figure 36. Mean total perfluoroalkyl acid (T-PFAA) concentrations in English sole fillet collected in 2017.	261
Figure 37. Mean total perfluoroalkyl acid (T-PFAA) concentrations in fillet of sub-adult resident Chinook salmon collected in 2016 and 2017.....	262
Figure 38. Mean total perfluoroalkyl acid (T-PFAA) concentrations in juvenile Chinook whole body tissue collected in 2013 and 2016.	263
Figure 39. Mean total perfluoroalkyl acid (T-PFAA) concentrations in herring liver (left bars) and whole body tissue (right bars) collected in 2013 and 2016.....	263
Figure 40. Time trend of median serum levels (µg/L) of four PFAS in representative samples of U.S. residents over 12 years old from the NHANES (CDC, 2019).....	321
Figure 41. Median PFAAs serum levels in the general U.S. population by life stage.	323

Figure 42. Demographics of PFOS serum levels in non-Hispanic whites, non-Hispanic blacks, Mexican-Americans, all Hispanics, and Asians (CDC - NHANES, 2015-2016).	325
Figure 43. Geometric mean PFAAs serum levels (µg/L) in Asian subgroups from the ACE Study in California, compared to national norms as reported in CDC NHANES 2015 – 16. (Attfield, 2018; Biomonitoring California, 2019a, 2019b; CDC - NHANES, 2015 – 2016).	326
Figure 44. Elevated serum PFAAs levels (µg/L) in communities with drinking water impacted by industrial PFAS sources compared to the U.S. general population (ATSDR, 2013; CDC - NHANES, 2017; Minnesota Department of Health, 2020).	329
Figure 45. Geometric mean serum levels (µg/L) in samples collected from people who lived, worked or received childcare at Pease Tradeport in New Hampshire and Airway Heights, Washington. Levels are compared to national norms as measured by the CDC NHANES for the same time period.	331
Figure 46. Known areas of PFAS contamination in drinking water supplies.	339
Figure 47. Arial map of NAS Whidbey Island.	342
Figure 48. Sampling area for private wells around the Fairchild Air Force Base (Fairchild Air Force Base, 2019).	345
Figure 49. Organization of comment responses including a summary of the issue, a list of individuals organizations who provided comments related to the issue, and the response.....	502

Tables

Table 1. Acronyms found in the CAP summary.	82
Table 2. Chemical name acronyms used in the CAP summary, excluding the general acronyms listed in the table above.	83
Table 3. PFAS classes.....	89
Table 4. Overview of non-polymer perfluoroalkyl PFAS (Buck et al., 2011).	91
Table 5. Overview of non-polymer polyfluoroalkyl PFAS (Buck et al., 2011).	93
Table 6. Overview of polymeric PFAS (Buck et al., 2011).	96
Table 7. Typical examples of legacy and current-use products for selected use categories (Danish Environmental Protection Agency (DEPA), 2015; United Nations Environmental Programme (UNEP), 2013). (See Tables 4, 5, and 6 for definitions of abbreviations.)	109
Table 8. Acronyms found in the chemistry appendix.	120
Table 9. Chemical name acronyms found in the chemistry appendix, excluding general acronyms listed only in the table above.	120
Table 10. EPA validated Methods 537, 537.1 and 533 analyte list.	125
Table 11. Method 8327 PFAS analytes: PFAS sulfonic acids.....	129
Table 12. Method 8327 PFAS analytes: PFAS carboxylic acids.	129

Table 13. Method 8327 PFAS analytes: PFAS sulfonamides and sulfonamidoacetic acids.....	130
Table 14. EPA method development and validation to detect and quantify selected PFAS in air, water, soil and other environmental media (EPA, 2021b).	131
Table 15. Acronyms found in the analytical methods appendix.	147
Table 16. Chemical name acronyms found in the analytical methods appendix, excluding the general acronyms listed in the table above.....	148
Table 17: Secondary manufacturing in Washington.....	153
Table 18. 2004 estimated AFFF storage at certified airports and hangars (combined totals) ..	159
Table 19. 2011 Estimated AFFF storage at certified airports and hangars (combined totals) ..	159
Table 20. Military AFFF storage (combined totals) in 2004 and 2011.....	160
Table 21. 2004 AFFF storage at petroleum related facilities.....	162
Table 22. 2011 AFFF storage at petroleum related facilities.....	162
Table 23. Road tunnels with fixed foam firefighting systems in Seattle.	164
Table 24. 2004 and 2011 estimated AFFF quantities in Washington state.....	164
Table 25. Firefighting release incidents voluntarily reported to Ecology’s ERTS.	165
Table 26. Reports of PFOS in children’s products, at concentrations below 100 parts per million unless noted.....	166
Table 27. Estimated PFCA in consumer products in a typical home.	169
Table 28. Estimated FTOH or FTS in consumer products in a typical home.....	169
Table 29. Consumer products that have the potential to contribute to human and environmental exposures of PFAS in Washington state.....	170
Table 30. Summary of waste disposed in 2016 in Washington state (Ecology, 2017).	178
Table 31. Landfill leachate production from select landfills located in Washington (Carter, 2020).	180
Table 32. 2015 – 2016 waste characterization data.....	182
Table 33. Annual PFAS disposal estimates by material type.	185
Table 34. Dangerous waste disposal reports from 2010 to 2016 (kilograms).....	186
Table 35. Global and Washington state estimated PFCA and FTOH emissions for the period 1960 – 2002.....	187
Table 36. Global and Washington state POSF direct use and disposal emissions for the period 1970 – 2002.	188
Table 37. Global and Washington state POSF and PFOS indirect emissions to water and air for the period 1970 – 2002.....	188

Table 38. Global and Washington PFHxSF and PFDS Emissions in the period 1958 – 2015 (Boucher et al., 2019).....	189
Table 39. Average annual historical Washington state PFAS emissions based on global estimates.....	189
Table 40. Estimated PFCA in consumer products in a typical home.	198
Table 41. Estimated FTOH or FTS in consumer products in a typical home.	199
Table 42. Acronyms found in the sources and uses appendix.	215
Table 43. Chemical name acronyms found in the sources and uses appendix, excluding the general acronyms listed in the table above.....	216
Table 44. Acronyms found in the fate and transport appendix.	244
Table 45. Chemical name acronyms found in the fate and transport appendix, excluding the acronyms listed in the table above.....	245
Table 46. PFAS concentration ranges in Washington state surface water (ng/L).	266
Table 47. PFAS concentration ranges in Washington state surface water (ng/L).	267
Table 48. PFAS concentration ranges in Washington state WWTP effluent (ng/L).	267
Table 49. PFAS concentration ranges in Washington state WWTP effluent (ng/L).	268
Table 50. PFAS concentration ranges in Washington state sediment (ng/g dw) (Ecology, 2010; EIM database).	268
Table 51. PFAS concentration ranges in Washington state freshwater fish (ng/g ww) (Ecology 2010, 2012, 2017, in prep.).....	269
Table 52. PFAS concentration ranges in Washington state freshwater fish (ng/g ww) (Ecology 2010, 2012, 2017, in prep.).....	269
Table 53. PFAS concentration ranges in Washington state Osprey eggs (ng/g fw) (Ecology, 2010, 2017).	270
Table 54. PFAS concentration ranges in Washington state Osprey eggs (ng/g fw) (Ecology 2010, 2017).	270
Table 55. PFAS concentration ranges in Washington state sediment (ng/g dw) (Ecology, 2010; EIM database).	271
Table 56. PFAS concentrations in Puget Sound free-ranging marine and anadromous fish (ng/g ww). (WDFW, in prep.)	271
Table 57. Acronyms found in the environmental occurrence appendix.	278
Table 58. Chemical name acronyms found in the environmental occurrence appendix, excluding the acronyms listed in the table above.	278

Table 59. Perfluoroalkyl sulfonates. Example of the bioaccumulation potential of some PFAS, as related to the number of fluorinated carbons comprising each compound’s molecular structure (Conder et al., 2008).	282
Table 60. Perfluorocarboxylates. Example of the bioaccumulation potential of some PFAS, as related to the number of fluorinated carbons comprising each compound’s molecular structure (Conder et al., 2008).	282
Table 61. BAF values for aquatic biota.	286
Table 62. Toxicological effects of PFOA and PFOS in freshwater species.	289
Table 63. Toxicological effects of PFOA and PFOS in saltwater species.	290
Table 64. Reproductive and developmental effects of selected PFAS compounds in terrestrial upland and surrogate animal species (Stahl et al., 2011).....	292
Table 65. Acronyms found in the ecological toxicology appendix.	308
Table 66. Chemical name acronyms found in the ecological toxicology appendix, excluding the general acronyms listed in the table above.....	308
Table 67. Occupational exposure estimates (Langer et al., 2010).	328
Table 68. Results of PFAS testing of drinking water in Washington state for PFAS.	349
Table 69. 2016 Lifetime Health Advisory Levels for two PFAS in drinking water established by EPA Office of Water (EPA, 2016a).....	353
Table 70. Proposed State Action Levels (SALs) for Washington public drinking water systems.	354
Table 71. Toxicity reference values developed by ANSES (ANSES, 2017).	358
Table 72. Health-based values for oral intake of different types PFAA chemicals according to various government agencies and authoritative bodies.	367
Table 73. Acronyms found in the health appendix.....	418
Table 74. Chemical name acronyms found in the health appendix, excluding the acronyms in the table above.	420
Table 75. Estimates of the time needed to reach Blaine et al. (2013) municipal soil concentrations from annual applications of biosolids using various concentration estimates and mean Washington application rate in megagrams per hectare (6.95 Mg/ha).....	430
Table 76. Estimates of the time needed to reach Blaine et al. (2013) industrial soil concentrations from annual applications of biosolids using various concentration estimates and mean Washington application rate in megagrams per hectare (6.95 Mg/ha).....	431
Table 77. Acronyms found in the biosolids appendix.....	440
Table 78. Chemical name acronyms found in the biosolids appendix, excluding the acronyms found in the table above.....	441
Table 79. Washington laws, regulations, and executive orders applicable to PFAS.	443

Table 80. PFOS chemical group and selected salts identified in WAC 173-333-310.....	446
Table 81. Acronyms found in the regulations appendix.....	461
Table 82. Chemical name acronyms found in the regulations appendix, excluding the acronyms listed in the table above.	462
Table 83. Percentage of cost by remedial activity phase.	469
Table 84. Carpet invoices by group and quarter, 2018 (DES, 2018a).	477
Table 85. Price per square yard of carpet.....	477
Table 86. Total cost increase by group and scope of change, annual.....	478
Table 87. Price difference between green and non-green products.	480
Table 88. Paint quantities purchased, by type.	480
Table 89. Paint price per gallon.	481
Table 90. Industries likely to use PFAS.....	483
Table 91. Acronyms found in the economic analysis appendix.....	497
Table 92. Chemical name acronyms found in the economic analysis appendix, excluding the general acronyms listed in the table above.....	497
Table 93. Summary of comments, both written and verbal, on the Draft PFAS CAP.	500
Table 94. Timeline for Ecology publications and notifications, Part 139 Airport reporting and prohibitions for AFFF sale and use under Chapter 70A.400 RCW.	532
Table 95. Acronyms found in the response to comments appendix.....	632
Table 96. Chemical name acronyms found in the response to comments appendix, excluding general acronyms listed only in the table above.....	634

Executive Summary

Per- and polyfluoroalkyl substances (PFAS) are a family of more than 9,000 synthetic organic chemicals. PFAS can withstand high temperatures and survive highly corrosive environments. They are used in the manufacture of coatings, surface treatments, and specialty chemicals in cookware, carpets, food packaging, clothing, cosmetics, and other common consumer products. PFAS also have many industrial applications and are an active ingredient in certain types of fire-fighting foams (aqueous film-forming foams, or AFFF). PFAS coatings resist oil, grease, and water.

A Chemical Action Plan (CAP) identifies, characterizes, and evaluates uses and releases of a specific Persistent Bioaccumulative Toxin (PBT), a group of PBTs, or metals of concern, and recommends actions to protect human health or the environment.

The Departments of Ecology (Ecology) and Health (Health) (jointly “we”) developed this PFAS CAP to recommend actions to address PFAS in the environment and resulting human impacts. This CAP builds on work that started in 2016, when we convened an advisory committee to inform and guide our PFAS CAP development work. In April of 2018, we issued an Interim CAP for PFAS (Interim CAP), recommending actions to address problems with PFAS. The Interim CAP was updated in [January 2019](#).⁴ Following additional input by the Advisory Committee, we issued [Preliminary CAP Recommendations](#)⁵ (Preliminary Recommendations) in May 2019. These recommendations also took into account the Washington State Legislature’s 2018 adoption of laws that impact PFAS use in firefighting foam and food packaging in the state.

A [Draft CAP](#),⁶ informed by Advisory Committee input received in July 2019 and updated based on new information available about PFAS between May 2019 and early 2020, was issued for public comment in October 2020. Comments were received through January 2021 and were considered to finalize this CAP.

Why are we concerned about PFAS?

PFAS use leads to persistent perfluorinated breakdown products in our environment. PFAS are used in many applications for consumer, commercial, and industrial products. For most products, the supply chain is not transparent and we know little about the specific PFAS and amounts they contain, or the potential to expose humans or the environment during production, use, and disposal. Many PFAS—such as those used for firefighting foam—degrade in the environment to form perfluoroalkyl acids (PFAAs). No known natural mechanisms can break these PFAAs down. Some places PFAS have been detected in Washington include surface waters, groundwater, wastewater treatment plant (WWTP) effluent, freshwater and marine sediments, freshwater and marine fish tissue, and osprey eggs. Any toxic or other hazardous effects of these chemicals will be with us for many decades.

⁴ <https://apps.ecology.wa.gov/publications/documents/1804005.pdf>

⁵ https://www.ezview.wa.gov/Portals/_1962/Documents/PFAS/PrelimRecommendations-2019-PFAS-CAP.pdf

⁶ <https://apps.ecology.wa.gov/publications/documents/2004035.pdf>

Nearly everyone in Washington is likely exposed to PFAS. National surveys show that most people tested have some PFAS in their blood. Many sources lead to exposure. Workers in jobs related to PFAS-containing products have the highest exposures. People consuming PFAS-contaminated drinking water or food can also be highly exposed. For most people, exposure occurs through food, drinking water, and contact with things like disposable packaging or treated textile products, to name a few.

Some PFAS are bioaccumulative. Bioaccumulation of PFAS has been confirmed in marine and terrestrial species, zooplankton and other invertebrates, and fish. Animals living far from sources of PFAS show bioaccumulation. PFAS have also been shown to be taken up by plants, especially short-chain PFAS. Long-chain PFAS tend to be more bioaccumulative in biota. Some PFAS are known to bioaccumulate in people because they are readily absorbed following ingestion, resist metabolic breakdown, and are poorly excreted from the human body.

Some PFAS show harmful effects to wildlife and to people. In animal studies, several PFAAs produce developmental, liver, and immune toxicity. Epidemiological studies suggest links between PFAA exposure and several negative health outcomes in human beings, including increases in cholesterol levels, immune suppression, and lower birthweights. Higher exposures have also shown associations with some cancers, such as testicular and kidney cancers.

Replacement products are still poorly understood. U.S. manufacturers have ceased manufacturing and using long-chain PFAS, such as perfluorooctane sulfonate (PFOS) and perfluorooctanoic acid (PFOA), with the exception of certain specialty uses. Certain short-chain PFAS used as replacements may be lower in toxicity and bioaccumulation, but their exposure and toxicity characteristics are still being studied. Other replacement PFAS appear to have concerning toxicity and biopersistence. Short-chain replacements can be more mobile in the environment and just as persistent long-term, resulting in potentially expensive remediation should they be confirmed harmful to wildlife and humans.

Responding to PFAS contamination is expensive and requires cross-agency coordination. When PFAS concentrations in drinking water supplies exceed health advisory levels, timely mitigation is needed to protect human health. Without identified funding, public water systems and their ratepayers must absorb expensive response costs. Multiple local, state, and federal agencies may be involved in investigating and responding to a drinking water contamination event.

Recommendations for action

We are recommending actions to address PFAS contamination of the environment and the resulting potential impacts to animal and human health. We base these recommendations on our assessment of scientific information available regarding the behavior of PFAS.

1.0 Ensure drinking water is safe

1.1 Identify funding for PFAS drinking water mitigation

Water systems may incur a costly response to PFAS detections, especially when there is no responsible party identified. Without funding, public water systems and their ratepayers must absorb these costs. Lower-income and overburdened communities are less able to absorb unplanned ratepayer cost increases when PFAS contamination of their water supply is identified. Funding would support a more equitable water system response. Potential immediate and long-term costs include:

- Continue providing water or alternate water supplies while incurring costs to implement necessary permanent mitigation actions.
- Investigate contamination sources.
- Find an alternative water source and/or design and install expensive treatment systems on contaminated water sources.
- Maintain and monitor new treatment systems.
- Replace and dispose of used treatment system media.

Recommendation

State agencies, the Washington State Legislature, and water systems should work together to fund PFAS drinking water mitigation. These costs should be reimbursed by responsible parties under applicable laws. Once PFAS water contaminants are classified as hazardous substances by the federal government or meet the definition of hazardous substance under the state of Washington's statutes or rules, they can be addressed under the state Model Toxics Control Act (MTCA) framework.

Drinking Water State Revolving Fund is a U.S. Environmental Protection Agency (EPA)-funded loan program administered by Health. The loans are used to:

- Improve drinking water infrastructure.
- Finance the cost of installing treatment or other infrastructure improvements over a number of years.

Drinking Water State Revolving Fund can provide emergency loans in the event a water system is issued a "Do Not Use" order by the Department of Health as a result of PFAS contamination. The program recently funded a reservoir project for City of Spokane to allow Spokane to provide reliable water service to Airway Heights. Airway Heights has PFAS in their wells and is now relying on City of Spokane for its water.

EPA provides funding to Health's Office of Drinking Water for set-aside activities and source water protections. Health can use these funds in limited circumstances to defray costs of additional water testing.

Other funding programs in the state could be tapped for loans or grants to help with costs of new infrastructure in response to PFAS contamination:

- Public Works Assistance Account overseen by Public Works Board.
- Community Development Block Grant overseen by Department of Commerce.
- Rural Development loans and grants overseen by U.S. Department of Agriculture.

Public water systems can pursue reimbursement from potentially liable parties under the state MTCA when PFAS are concluded to be hazardous substances under MTCA. Even under MTCA, water systems may have to carry costs long-term or permanently because:

- The process of identifying responsible parties and being reimbursed can take years.
- Responsible parties may be difficult, if not impossible, to determine.
- The potentially liable party could be a local entity under the same public administration as the water utility (for example, a local fire station).
- Legal costs to the affected water system operator to pursue liable parties can also be significant.

Privately owned water systems regulated by the Washington State Utilities and Transportation Commission (defined in Chapter [80.04.010\(30\)](#) Revised Code of Washington [RCW]),⁷ and having 100 or more connections or charging more than \$557 per year per customer) may have fewer options to secure funding, being primarily limited to the Drinking Water State Revolving Fund.

In each of these cases, the costs borne by the water system would be long-term or permanent.

Cost

Initial investigation and mitigation costs at PFAS-contaminated sites are reported in the millions of dollars. These costs have been borne by the U.S. Department of Defense (DOD), the water systems or local governments impacted, and the agency programs at Health and Ecology that support water systems and contaminated site cleanup.

For example, the Issaquah PFAS Pilot Project received \$400,000 through the State Building Construction Account for groundwater assessment work to be conducted during the 2019 – 2021 biennium. An additional \$750,000 was allocated as part of the 2021 – 2023 state [Capital Budget](#)⁸ for additional groundwater investigation and pilot project design.

Funding of \$450,000 was also provided for the West Plains PFAS Groundwater Fate and Transport study. Modeling will assist with geochemical fingerprinting PFAS sources across the West Plains area. The Spokane Regional Health District—in collaboration with Fairchild AFB, Spokane County, and Eastern Washington University—will undertake the study. These allocations were focused on very specific activities, but the 2021 – 2023 Capital Budget included several much larger appropriations to help address PFAS-contaminated drinking water, such as:

- \$5,950,000 to the Department of Commerce to provide assistance with PFAS treatment at the City of DuPont water wells.

⁷ <https://app.leg.wa.gov/rcw/default.aspx?cite=80.04.010>

⁸ <http://lawfilesexternal.leg.wa.gov/biennium/2021-22/Pdf/Bills/Session%20Laws/House/1080-S.SL.pdf>

- \$5,569,000 to the Department of Health (as a drinking water construction loan) for treatment of PFAS-contaminated groundwater at the Lakewood Water District.

With mitigation measures identified, implementation funds are sought from granting sources as described above. In addition to costs for investigating the source of the contamination, filter maintenance and monitoring also require ongoing expenditures. Such costs could also be covered under grants, but may require additional resources from water supply systems.

Each contaminated drinking water site has specific needs, which complicates cost estimation. Without knowing the number of impacted systems in the state, we are unable to estimate total costs to implement this recommendation.

1.2 Provide technical support for site characterization, source investigation, and mitigation at contaminated sites

Local water districts and governments often lack the expertise and resources to investigate sources of PFAS contamination. Technical assistance helps them understand the advantages and disadvantages of various options to reduce levels of PFAS in water and soil. Appropriate actions are informed by site-specific conditions and a knowledge of evolving drinking water treatments and cleanup methods. Research into the unusual properties of PFAS will inform mitigation as replacement PFAS products also make their way into the environment. To recover mitigation costs, Ecology must identify the party or parties responsible for the source of contamination.

Recommendation

Ecology and Health will continue to develop expertise and provide technical assistance and guidance to drinking water purveyors, local jurisdictions, and responsible parties in order to address PFAS contamination and conduct cleanup actions.

Those actions include:

- Ecology will continue to collaborate with involved parties at PFAS contamination sites in the state. These efforts will help to better understand the sources, composition, and distribution of PFAS contamination in soil and water. Identification and evaluation of appropriate cleanup actions and their costs will be informed by this work. This work is being done within Ecology's existing resources.
- Health will continue to provide water systems with advice and assistance to understand the mitigation options and guide voluntary action on unregulated PFAS until the rulemaking for PFAS in drinking water is complete. To-date, technical assistance has focused on public water systems near military bases with PFAS detections in groundwater. Department of Health continues to include local health departments in outreach and guidance. This work is being done within Health's existing resources.
- Ecology will look at using Safe Drinking Water Action Grants (a category of Remedial Action Grants for Local Governments) to help address PFAS-contaminated drinking water once Maximum Contaminant Levels (MCLs) have been promulgated for the PFAS compounds of concern or site-specific cleanup levels have been established.

- Ecology plans to investigate PFAS contamination in groundwater and surface water. These efforts would support local health departments, cities, counties, and other public entities in Washington when PFAS contamination is discovered. Initial investigation efforts could identify areas at high risk of contamination. This could include areas where trainings or firefighting activities used large quantities of PFAS-containing AFFF, or where spills released the foam. Ecology could prioritize funding for site-specific assessments and groundwater testing. Funding for this action is estimated below.
- Ecology plans to consider the number of people impacted, the concentration of the PFAAs in the drinking water, and vulnerable populations present when prioritizing mitigation and cleanup activities. Ecology may use mapping tools such as Environmental Justice (EJ) screen and Information by Location (IBL) in the Washington Tracking Network (WTN) portal to characterize the demographics of the population served by impacted drinking water.
- Ecology may seek to obtain chemical identities from products and at contaminated sites to find chemical “fingerprints” useful in identifying source locations. Analytical methods may not yet be developed to obtain all the required data.

Cost

To support PFAS investigations as needed, Ecology requested resources from the Legislature to:

- Provide monitoring assistance to local jurisdictions when PFAS contamination is discovered.
- Assist with investigations, including researching potential sources, collecting samples, conducting laboratory analysis, and installing monitoring wells.

This type of environmental monitoring work was funded in 2020 and 2021 through the approved state [2019 – 2021 supplemental budget](#).⁹

1.3 Support biomonitoring and other health studies to answer important health questions

Biomonitoring can help us understand the best way to reduce human exposure to PFAS. Biomonitoring helps people compare their PFAS exposure level to national averages, and could connect residents to health information as it becomes available.

Recommendation

Health should continue to find opportunities for Washington residents to participate in exposure and health studies. These studies help answer important community and public health questions about PFAS exposure and health outcomes. For example, Health requested and supports inclusion of Airway Heights as one of eight sites in the Agency for Toxic Substances and Disease Registry’s (ATSDR) PFAS Exposure Assessment study. Health also applied for but was not awarded a cooperative agreement to include a Washington site in the ATSDR Multisite PFAS Health Study.

⁹ <https://ofm.wa.gov/sites/default/files/public/budget/statebudget/20supp/Z-0776.2Operating.pdf>

State agencies should also support investigations into pathways of PFAS contamination in food, drinking water, and indoor environments. They should pursue policies to mitigate and reduce these sources of human exposure over time.

Cost

Biomonitoring studies are expensive and the state would need funding to support these types of investigations. Additional funding could be secured through competitive grants for such activities. Benchmark costs have been estimated based on reports from several sites in the U.S. where biomonitoring testing has been conducted for residents near areas of PFAS contamination. Costs averaged up to \$1,000 per person tested.

2.0 Manage environmental PFAS contamination

Ecology establishes cleanup levels for hazardous substances in the environment. The cleanup level concentrations, under specific exposure conditions, are considered sufficiently “protective of human health and the environment.” Currently, no enforceable federal or Washington state regulatory standards exist to determine whether a site with PFAS contamination requires cleanup or to regulate cleanup of PFAS at contaminated sites. Further, best practices for conducting such a cleanup are not established.

To support PFAS groundwater contamination investigation in the Lower Issaquah Valley Aquifer, Ecology developed investigatory levels for PFOS and PFOA. These were advisory values, not regulatory cleanup levels.

Ecological receptors contribute to Washington state’s health and economy overall. Collecting additional data and extending cleanup levels to other environmental media is crucial to protecting them.

2.1 Establish PFAS cleanup levels for soil and groundwater

Recommendation

- Using existing authority under MTCA, Ecology plans to develop cleanup levels for PFOA, PFOS, perfluorononoic acid (PFNA), perfluorohexane sulfonic acid (PFHxS), and perfluorobutane sulfonic acid (PFBS)—the five PFAS for which the State Board of Health (SBOH) is planning to promulgate state action levels in 2021. Ecology will use SBOH drinking water standards or action levels adopted in rule to develop these cleanup levels.
- Ecology will explore methods for investigation and cleanup of PFAS contamination.
- Ecology will conduct monitoring for PFAS compounds in environmental media (soils, surface water, and sediment) and wildlife tissue to identify sources of contamination and assess exposure.
- Once sufficient supporting data are available, Ecology plans to develop cleanup levels for individual or mixtures of PFAS in soil, sediment, freshwater, and saltwater to protect ecological receptors.
- In this context, the following activities will be implemented to support activity under the recommendations above:

- Trophic transfer and bioaccumulation of PFAS compounds should be further evaluated in aquatic and terrestrial food webs to further understand exposure.
 - Selected individual PFAS compounds, as well as common PFAS mixtures, should be evaluated for ecotoxicity in aquatic and terrestrial biota, using both laboratory and field methods.
 - Ecological risk assessment should be performed for PFAS compounds by detailing exposure and effects in order to estimate risks to non-human biota.
 - An uncertainty analysis should accompany PFAS ecorisk assessment to promote transparency in the risk assessment and communication processes and to more clearly identify data gaps.
 - Results of these risk assessments should support potential interventions (for example, species protections) and characterization of potential impacts on ecological services.
- Ecology will provide information to interested parties about cleanup efforts.

Cost

The cost to develop cleanup standards is being funded out of Ecology’s Toxics Cleanup Program operating budget, and is expected to be approximately \$42,000 based on the cost of developing advisory levels. This estimate does not include work to collect additional exposure data, nor to develop cleanup levels for other environmental media (sediment and surface water).

Costs to develop and evaluate methods for addressing PFAS contamination are difficult to estimate due to significant uncertainties around:

- How (and in what concentrations) most PFAS affect people, animals, and plants.
- How best to measure the types and amounts of PFAS in the environment.
- How PFAS move through the environment and change over time.
- How to effectively clean up environmental PFAS contamination—including factors like protectiveness, feasibility, and cost.

Ecology is planning to conduct additional environmental monitoring in 2020 and 2021 funded through the approved state [2020 supplemental budget](#),¹⁰ however specific projects have not yet been selected.

2.2 Partner with local organizations in communities with contaminated water or contaminated sites

When testing identifies PFAS-contaminated drinking water in a new community, it can be challenging to communicate effectively with area residents.

Communities are unique, and there may be:

- Cultural and language barriers to effective communication.
- Economic, systemic, and social barriers to act on public health advice.

¹⁰ <https://ofm.wa.gov/sites/default/files/public/budget/statebudget/20supp/Z-0776.2Operating.pdf>

These barriers disproportionately affect low-income and other historically overburdened communities, including communities of color. During PFAS investigation and mitigation, state agencies should collaborate with local leadership and organizations to strengthen community awareness and engagement.

Community-based and community-led organizations (that are rooted in and directly serve these communities) can offer meaningful engagement support. For example:

- A recent \$120,000 two-year grant funded a local organization providing educational materials and conducting outreach in a community impacted by industrial activities.
- In one affected community, a local church group volunteered to distribute bottled water to elderly and disabled residents.

Recommendation

Department of Health will identify local health departments or community-based organizations to address health equity related to contaminated sites in public communications. Health will coordinate with Ecology to distribute funding to those organizations selected for assistance. Health's new [Community Engagement Guide](#)¹¹ may support this effort.

Funded organizations would:

- Address potential health equity issues through culturally and linguistically informed engagement.
- Find trusted messengers or platforms to deliver audience-tested risk communication messages to engage historically overburdened and higher risk populations.
- Support impacted populations in finding their own solutions through collective action and decision-making.
- Engage the community throughout the course of the public health response, source investigation, and site cleanup.
- Invite area residents to actively participate on advisory committees, in site information meetings, and in public decision-making about remediation.
- Aim to remove participation barriers by providing child care, reducing transportation costs, and planning for convenient meetings times at familiar locations.
- When possible, appropriately compensate community advisors for participation—particularly in areas with low-income populations.

Cost

If PFAS are classified as hazardous substances under MTCA, community-led public engagement would be eligible for funding through Ecology's Public Participation Grant program (in the Contaminated Site Project category). Designated PFAS funds should be allocated specifically to PFAS-related impacts to communities.

¹¹ <https://www.doh.wa.gov/Portals/1/Documents/1000/CommEngageGuide.pdf>

Local outreach efforts depend on the extent and type of community outreach required for a specific contamination concern. As such, at this time, it is not possible to estimate the funding needed for these efforts.

2.3 Work to prevent PFAS releases from firefighting foam use and manufacturing

PFAS-containing Class B firefighting foam has been associated with drinking water contamination in Washington state. In their risk-based efforts to identify and mitigate PFAS in drinking water, both the military and Health focused on firefighting foam release sites. However, firefighting foam is not the only likely source of PFAS in state drinking water. Other states that are expanding testing for PFAS in drinking water have identified manufacturing and commercial sources such as:

- Manufacture of waterproof leather shoes.
- Manufacture of parchment paper.
- Taxidermy.
- Textile coating.
- Metal plating and finishing.
- Car washes.
- Pulp and paper mills.

In addition to the manufacturing processes themselves, wastes generated during some manufacturing processes can result in releases of PFAS to the environment if they are improperly managed. More work is needed to understand PFAS use, sources, pathways of exposure, and effects on human health and the environment resulting from industrial use or manufacturing.

Recommendation

Ecology will continue to work proactively with industry, manufacturers, and businesses to eliminate releases to the environment from the use of PFAS-containing AFFF or other manufacturing processes using PFAS.

To address PFAS in AFFF, Ecology would continue implementing the Firefighting Agents and Equipment Toxic Chemical Use law (Chapter [70A.400](#) RCW¹²), as follows:

- Collaborate with firefighting foam users to develop and share outreach materials and best management practices that address the proper use, storage, and disposal of PFAS-containing AFFF.
- Ensure that industrial use of PFAS-containing AFFF provides for containment procedures along with collection of this foam and contaminated soil or sediment for proper designation and disposal. Costs to industrial users to collect and dispose of released PFAS-containing AFFF include plan development, employee training, methods for containment, and disposal of waste.

¹² <https://app.leg.wa.gov/rcw/default.aspx?cite=70A.400&full=true>

- Continue identifying organizations and industries which store and use AFFF in training and emergency firefighting, including the use of AFFF in highway tunnels.
- Assist state and local governments, airports, industry, and fire districts with prioritizing the quantification, disposal, and replacement of PFAS-containing AFFF, especially in communities with cumulative impacts, health disparities, and environmental justice considerations.
- Share information about PFAS-free Class B firefighting foam with firefighting foam users as information or research is available, including GreenScreen® certifications.
- Provide funding to airports to purchase equipment to test their firefighting capabilities without the use of PFAS foam.
- Conduct compliance and enforcement actions to ensure the law is being followed.

Ecology will work proactively with industry, manufacturers, and businesses to eliminate releases to the environment from PFAS use in manufacturing or other processes.

- Ecology will review data from other states and countries to identify industrial or manufacturing uses of PFAS. Ecology will also consider data collected through the implementation of other CAP recommendations to identify potential industrial and manufacturing PFAS discharges. Ecology will use this information to identify industries in Washington that have used or continue to use commercial quantities of PFAS. Ecology will also track future Toxic Release Inventory (TRI) reports (starting 2021) for industries.
- Ecology will evaluate PFAS release potential from those industries which may have used or continue to use PFAS.
- Ecology will reach out to these industries to discuss their use of PFAS, identify opportunities to switch to safer alternatives, implement best practices, and ensure proper waste management.

Cost

Ecology identified additional foam stockpiles managed by commercial airports, manufacturing, and transportation facilities that represent a large pollution source, but do not currently qualify for the disposal program established under Chapter [70A.400](#)¹³ RCW. Ecology estimates that it will cost between \$500,000 and \$1,500,000 to collect, transport, and dispose of such foam, including 0.25 full-time equivalent (FTE) to manage this program. Ecology included this cost in its fiscal year (FY) 2021 – 2023 budget request.

Ecology has requested approximately \$36,000 for monitoring and compliance activities to be conducted under Chapter 70A.400 RCW in FY 2021 – 2023.

Ecology estimates that support to industry to investigate and support reduction of non AFFF-related PFAS use would require the resources of 0.25 FTE for one year, at the cost of approximately \$50,000. This funding has not yet been budgeted or requested.

¹³ <https://app.leg.wa.gov/rcw/default.aspx?cite=70A.400&full=true>

3.0 Reduce PFAS in products

People are exposed to PFAS in their homes when they use products, and via exposure to house dust that contains PFAS. Ingesting contaminated food and drinking water leads to the greatest portion of chronic exposure to PFAS (specifically to PFOS and PFOA) for the general population.

According to EPA, some of the most significant sources of human exposure to nine PFAS in the U.S. are carpets and commercial carpet-care liquids, which contribute to PFAS in residential and commercial indoor environments. Infants and children have higher exposure due to inhalation and ingestion of house dust. High PFAA levels were also identified in ski waxes, leather samples, outdoor textiles, and some baking papers.

Actions need to be implemented to remove or reduce levels of PFAS from products that contribute to human or environmental exposure. Removing chemicals from consumer products can reduce chemicals in indoor air and dust. These actions directly impact human and environmental exposures. Research is needed to understand how these products contribute to human exposure.

3.1 Reduce PFAS exposure from carpets and rugs, water and stain resistance treatments, and leather and textile furnishings

Recommendation

We recommend that as part of the work conducted under Chapter [70A.350](#)¹⁴ RCW, the following regulatory actions be considered:

- Requesting that manufacturers:
 - Identify products that contain PFAS.
 - Disclose their use of priority chemicals in product ingredients.
 - Release information on exposure and chemical hazard.
 - Describe the amount and function of PFAS in products.

In addition to the work conducted under Chapter 70A.350 RCW above, we recommend the following actions:

- Implement a purchasing preference policy for PFAS-free carpet. Work with vendors on the state flooring contract to offer PFAS-free carpet on all state master contracts and all agency contracts. Purchasing PFAS-free carpet could result in increased costs to the state.
- If safer alternatives are available, include them in Ecology's [Product Replacement Program](#)¹⁵ to replace legacy PFAS-containing carpet in community centers, low-income housing, libraries, daycares, and other environments where children may be disproportionately exposed.

¹⁴ <https://app.leg.wa.gov/RCW/default.aspx?cite=70A.350>

¹⁵ <https://ecology.wa.gov/Waste-Toxics/Reducing-toxic-chemicals/Product-Replacement-Program>

Cost

The Legislature funds these efforts under the Safer Products for Washington program. As a result of appropriations for the 2019 – 2021 biennium, the 2020 supplemental budget, and the 2021 – 2023 biennium, Ecology received approximately \$1.5 million to implement the program as a whole through 2026. As described in its [July 2020 report to the Legislature](#),¹⁶ Ecology identified eleven priority products, three of which were PFAS related (carpets, water and stain resistance treatments, and leather and textile furnishings).

Because Ecology conducts program activities as a whole, it is not possible to distinguish program costs attributed to only the PFAS-related priority products. However, one could approximate the PFAS-related costs as a proportion of entire program costs based on the number of priority products identified—three of eleven. Thus, the cost of activities associated with PFAS-related priority products under Chapter [70A.350](#)¹⁷ RCW would be approximately \$409,000.

At this time, Ecology has not estimated the cost of additional actions (i.e., implementing a purchasing preference policy and replacing PFAS-containing carpet under the Product Replacement Program). Ecology is already funding a staff position to coordinate the identification of viable purchasing preference policies with the Washington State Department of Enterprise Services for a number of products, including PFAS-containing carpet.

Establishing the cost of replacing carpet in community centers, low-income homes, libraries, daycares, and other environments where children may be disproportionately exposed would require an estimate of the number of facilities targeted, and the square footage of carpet to be replaced. Funding could then be requested by Ecology's Product Replacement Program.

3.2 Identify additional sources and uses of PFAS and consider them in the second Safer Products for Washington cycle

The priority products identified in 2020 under the Safer Products for Washington program do not account for all sources and uses of PFAS. Ecology will continue research to better understand how other products contribute to PFAS concentrations in homes, workplaces, and the environment. These include, but may not be limited to, PFAS in:

- Water-resistant clothing and gear.
- Nonstick cookware and kitchen supplies.
- Personal care products (including cosmetics and dental floss).
- Cleaning agents.
- Automotive products.
- Floor waxes and sealants.
- Ski waxes.
- Car waxes.

¹⁶ <https://apps.ecology.wa.gov/publications/summarypages/2004019.html>

¹⁷ <https://app.leg.wa.gov/RCW/default.aspx?cite=70A.350>

Recommendation

Ecology should engage with overburdened communities regarding consumer products that may contain PFAS. Communities use consumer products differently. Ecology should identify consumer products which might be disproportionately exposing overburdened communities.

Ecology should conduct preliminary investigations into the availability and feasibility of safer alternatives, prior to Phase 2 of Cycle 2 of Safer Products for Washington, for the products listed above. If safer alternatives are identified in the preliminary investigations, outreach should be conducted to increase voluntary adoption in the marketplace.

Ecology should determine if the products listed above are significant sources or uses of PFAS. If so, they should be evaluated during Phase 2 of Cycle 2 of Safer Products for Washington to determine if they should be recommended as priority products. If identified as a priority product in the report to the Legislature, the product will be evaluated to determine if safer alternatives are feasible and available. If they are, Ecology may determine that a restriction or ban is appropriate.

Cost

Ecology will make budget requests to fund future cycles of the Safer Products for Washington program, including consideration of the products listed above.

Ecology estimates that the costs of future cycles of product consideration under Safer Products for Washington would be similar to those incurred to-date (see [Recommendation 3.1](#) above), but could vary based on the complexity and the number of additional chemical-product combinations considered.

3.3 Implement other reduction actions for PFAS in products

Ecology should investigate uses and regulatory actions to further reduce exposures and releases to the environment from the priority consumer products containing PFAS.

Recommendation

Actions should include:

- Gather input from low-income and other historically overburdened communities, including communities of color. Develop a list of ways to reduce exposure that include low cost and subsidized approaches. These may be particularly important measures to employ in communities with higher exposure from drinking water. No cost estimate is provided to conduct this evaluation or to develop exposure reduction recommendations.
- Establish a purchasing preference policy for products free of intentionally added PFAS. Work with vendors to offer PFAS-free textiles, furniture, and paints. If possible, select products that do not have stain- or water-resistance or use safer alternatives. Apply this policy to all state master contracts and all agency contracts.

- Consider PFAS as a class when the list of chemicals of high concern to children (CHCC), [WAC 173-334-130](#),¹⁸ is updated.
- Propose a ban on the import or sale of all products in Washington containing phased-out long-chain PFAAs. Long-chain PFAAs include perfluorinated carboxylates (PFCAs) with seven or more fully fluorinated carbons (for example, PFOA) and perfluorinated sulfonates (PFSAs) with six or more fully fluorinated carbons (for example, PFHxS and PFOS), their salts, and precursor compounds capable of forming long-chain PFAAs.

Cost

No cost estimate is provided to conduct the evaluation of low-income or overburdened communities or to develop exposure reduction recommendations. Exposure reduction actions would be specific to the needs expressed by specific communities.

The costs for banning the import and sale of certain PFAS cannot be estimated. This activity would require legislative action—an estimate for implementing such an action can only be completed once the specifics of any enacted legislation are known.

The costs for considering PFAS as a class when the CHCC is next updated would be included in the staff and agency resources allocated to such an update. Such funding requests have not yet been made.

4.0 Understand and manage PFAS in waste

Products people use in their homes and businesses can release PFAS. Waste streams generated in residential and commercial settings are treated in WWTPs or sent to disposal facilities such as landfills, which in turn can re-emit PFAS to the environment.

PFAS in municipal and industrial wastewater entering WWTPs may partition to different media (for example, solids and liquids) and transform into terminal PFAS compounds.

Decomposing domestic and industrial waste containing PFAS and rainfall can create leachate that contains PFAS released from disposed products. Older un-lined landfills can release leachate to groundwater. Leachate produced in lined landfills is typically transferred to WWTPs for further treatment. Both of these management methods have the potential to release PFAS to the environment.

Biosolids produced in WWTPs where PFAS are present can in turn be contaminated with PFAS. Fundamental PFAS concentration data to characterize Washington biosolids is lacking. Toxicity, concentration, and pathway of exposure determine the risks that PFAS in biosolids pose to human health and the environment.

¹⁸ <https://apps.leg.wa.gov/wac/default.aspx?cite=173-334-130>

4.1 Evaluate PFAS in wastewater treatment

Recommendation

Ecology should evaluate PFAS in WWTP influent and effluent to better understand PFAS discharges in Washington state.

- Ecology should develop a study design to sample PFAS in three different types of plants: WWTPs with secondary treatment, nutrient removal, and advanced solids removal. Sampling should include products of selected WWTP unit processes (for example primary and secondary clarifiers or dechlorination) to help differentiate removal efficiencies of the different treatment types.
- The study design should ensure that the sampled WWTPs either receive industrial discharges that are likely to contain PFAS or have drinking water sources with known PFAS contamination.
- Ecology should identify industries that are likely to generate wastewater containing PFAS.
- Based on the information from the study, Ecology should consider additional monitoring requirements for WWTP dischargers. This should include consideration of whether EPA has developed approved analytical methods for PFAS suitable for WWTP effluent and a regulatory target (a nationally recommended water quality criterion for PFAS) for waters of the state.
- Based on this evaluation, Ecology should require possible PFAS monitoring for some or all domestic and industrial WWTPs.

Cost

Ecology received \$235,000 to conduct a WWTP sampling study by June 30, 2021. This includes costs for sample analysis, which can range from \$1,000 to \$1,500 per sample, as well as project staff salaries.

The cost of establishing additional monitoring requirements based on the sampling study has not been determined. More funding sources may be needed to complete this work.

4.2 Evaluate landfill PFAS emissions

Recommendation

Ecology will develop a sampling program at selected landfills across the state. The sampling will test for PFAS in leachate, groundwater, and air emissions.

Leachate

The Solid Waste Management program (SWM) developed Phase I of the program, involving leachate sampling. This phase is funded and approved. Landfill leachate sampling was completed in November 2020.

Ecology developed the study to better characterize landfill leachate. The study will:

- Sample leachate at selected landfills in the state.
- Determine the range of values for 33 PFAS substances in leachate, and compare to landfills throughout the country.

- Arrive at an estimate of the total PFAS materials in the landfill leachate through Total Oxidized Precursor (TOP) analyses.
- Determine if differences in amount of PFAS occurs in landfill cells of different ages.
- Determine if specific types of waste streams lead to higher PFAS values.
- Identify disposed wastes that are likely to generate PFAS releases to leachate.
- Perform a one-time testing of leachate from approximately 23 landfills.
- Consider additional sampling of leachate for landfills not yet sampled after the initial Phase I is completed. This second step of Phase I may include landfills that are undergoing MTCA cleanups, or landfills that contain specific refuse streams that have been shown to have high PFAS values from the Phase I sampling.

If warranted, Ecology would manage PFAS in landfill leachate long-term by:

- Considering additional monitoring requirements for landfills to test leachate for PFAS using information from the study above.
- Potentially updating the rules (Chapters [173-350](https://apps.leg.wa.gov/wac/default.aspx?cite=173-350)¹⁹ and [351](https://apps.leg.wa.gov/wac/default.aspx?cite=351)²⁰ WAC) to require PFAS testing of leachate during landfill monitoring.

Groundwater and gaseous emissions

Phase II of the program will sample groundwater and gas emissions at landfills for PFAS. This phase of the program is in the conceptual stage. Landfills to be sampled will be based on the results of the Phase I leachate study. Groundwater will be sampled from existing monitoring wells.

The Solid Waste Management program (SWM), in conjunction with the Air Quality Program (AQ), will develop the gas emissions sampling portion of the program. Ecology will also consider landfill gas emissions monitoring being conducted by North Carolina State University and Oregon State University.

Landfill waste makeup

In parallel to landfill gas emission sampling above, Ecology will continue to research the makeup of PFAS waste entering and potentially currently stored in landfills.

Cost

The Phase I testing of leachate from 23 landfills received \$34,500 of funding. It is estimated that the groundwater sampling portion of Phase II will cost approximately \$60,000. An estimate for the sampling of gaseous emissions has not yet been developed.

Adding PFAS monitoring requirements to Chapter 173-350 WAC could take two and a half years and cost up to \$1.1 million. Less complex rulemaking could take two years and cost up to \$260,000. These cost estimates include employee time and expenses, but will vary based on the degree of consultation with Ecology's Assistant Attorneys General.

¹⁹ <https://apps.leg.wa.gov/wac/default.aspx?cite=173-350>

²⁰ <https://apps.leg.wa.gov/wac/default.aspx?cite=173-351>

4.3 Evaluate Washington biosolids management

The information gaps regarding biosolids are significant and currently prevent assessment of risk from PFAS in biosolids that are land applied in Washington. Any regulatory changes should be founded on defensible data and science-based risk assessments. If Ecology uses scientific modeling to assess potential PFAS transfer from biosolids to soil or groundwater, realistic model parameters must be used.

Washington biosolids regulation in the near term should ensure sound agronomic land application practices on permitted sites where human exposure is limited. It is premature to add or change regulatory limits given the absence of data from Washington biosolids and problems identified with models and their input parameters.

Recommendation

We recommend the following key steps to address the current data gaps:

- Establish biosolids and soil sample collection and handling methods for PFAS analysis.
- Accredite Washington labs for EPA-validated analysis methods.
- Use EPA-validated analysis methods for biosolids and soils.
- Conduct credentialed third-party review of raw mass spectrometer PFAS data.
- Investigate land application sites where procedures mimic rates and practices under current state rule (Chapter [173-308](#)²¹ WAC).
- Evaluate realistic exposure pathways.
- Evaluate risk modeling using realistic input values.
- Collaborate with stakeholders to get accurate and precise biosolids data. Initial results should remain anonymous.
- Compile analysis data with statistical review.

To conduct this work, Ecology will collaborate with municipalities managing WWTPs.

Cost

As of the date of this CAP, it is not possible to precisely estimate costs for implementing this recommendation—based on the cost of sample analysis and the need to sample multiple municipal WWTPs, an initial round of biosolids sampling statewide is preliminarily estimated at \$100,000. Ecology will recruit a senior employee to lead the biosolids data gathering process. Ecology will also submit program funding requests for both sampling and analysis to help with expenses.

²¹ <https://apps.leg.wa.gov/wac/default.aspx?cite=173-308>

What else are we doing about PFAS?

This section outlines other activities Ecology and Health are conducting in addition to developing this CAP. For the most part, the activities described below implement legislation which has been adopted. Some of these activities also respond to earlier CAP recommendations, for example reducing AFFF releases to the environment, and further assessing certain products which contain PFAS (e.g., carpeting) as priority PFAS sources.

Rulemaking

State drinking water rulemaking

The SBOH initiated two [rulemaking activities](#)²² to address PFAS in drinking water. The SBOH is considering establishing state action levels for PFAS in drinking water. The proposed revisions to Chapter [246-290](#)²³ WAC intend to improve public health protection by requiring Group A water systems to test for PFAS, and providing health-based action levels for five common PFAS: PFOS, PFOA, PFNA, PFHxS and PFBS. The proposed revisions would require monitoring, recordkeeping and reporting, and follow-up actions for PFAS. The SBOH is also considering amendments to the drinking water laboratory certification and data reporting rules (Chapter [246-390](#)²⁴ WAC) to align laboratory data reporting requirements with the anticipated changes to Chapter 246-290 WAC outlined above. Health's [overall timeline](#)²⁵ and [lab rule timeline](#)²⁶ anticipates draft rules will be issued for comment in August 2021, and the rulemaking completed in 2021.

Law implementation

Firefighting Agents and Equipment

Chapter [70A.400](#)²⁷ RCW establishes restrictions on Class B firefighting foam that contains intentionally added PFAS chemicals:

- As of July 1, 2018, prohibits use of Class B firefighting foam for training.
- As of July 1, 2020, prohibits the manufacture, sale, and distribution of Class B firefighting foam.
 - Interim exemptions include federally required users, petroleum storage and distribution facilities, or certain chemical plants.
- Requires manufacturers to notify Washington purchasers about the presence and purpose of PFAS in firefighting personal protective equipment.
- Two years after amendment of federal regulations (prohibiting the use of PFAS-containing foam), requires federal facilities to use non-PFAS foams that comply with the new federal regulation.

²² <https://www.doh.wa.gov/CommunityandEnvironment/DrinkingWater/RegulationandCompliance/RuleMaking>

²³ <https://apps.leg.wa.gov/wac/default.aspx?cite=246-290>

²⁴ <https://apps.leg.wa.gov/wac/default.aspx?cite=246-390>

²⁵ <https://www.doh.wa.gov/Portals/1/Documents/4200/PFAS-Timeline.pdf>

²⁶ <https://www.doh.wa.gov/Portals/1/Documents/4200/LabRuleTimeline.pdf>

²⁷ <https://app.leg.wa.gov/rcw/default.aspx?cite=70A.400&full=true>

- Airports must inform Ecology about their ability to switch to non-PFAS foams within 18 months of the change in federal regulations.
- Beginning 2024, restricts the purchase of PFAS-containing foams by oil terminals, oil refineries, and chemical plants.

Update: Ecology completed—or is conducting—the following activities to implement the law.

- Developed an agency website to provide more information and outreach materials regarding the [requirements of the law](#).²⁸ Ecology updates this website with additional information as new implementation activities are initiated.
- Conducted outreach to manufacturers to explain the requirements and ensure compliance with the restrictions.
- Collaborated with firefighting foam users on the restriction of PFAS-containing firefighting foam use in training, and on the purchase restriction taking effect in 2020. Ecology will continue to provide technical assistance in this area as purchase and use restrictions continue to take effect.
- Provided technical assistance to state and local governments and other jurisdictions to help them purchase PFAS-free Class B firefighting foam. This activity will continue as purchase restrictions continue to take effect.
- Provided guidance to municipal fire departments on how to safely use and correctly store their AFFF stockpiles while Ecology completes its AFFF environmental impact statement (EIS) under the State Environmental Policy Act (SEPA).
- Launched an input-based test equipment reimbursement program. This program will provide Washington State Part 139 airports with funding to purchase equipment which will allow them to test their firefighting equipment without having to run PFAS foam through the system.
- Informed firefighting personal protective equipment manufacturers of the requirement to notify purchasers about the presence of PFAS—and requested copies of the notification. An initial round of such requests was completed in 2019—additional similar requests may be re-initiated in the future.
- Surveyed state and local governments and other jurisdictions about stocks of Class B firefighting foam through Ecology’s [Product Replacement Program](#).²⁹
- In July of 2020, in response to receiving information that PFAS-containing firefighting foam products were still being sold in Washington after July 1, 2020, Ecology communicated with sellers and manufacturers of such products that such sales were prohibited by Chapter [70A.400.020](#)³⁰ RCW. Enforcement resolution included changes in foam formulations and the recall of banned foam products.
- In January 2021, issued a [Determination of Significance and Scoping Notice](#)³¹ to prepare for an EIS review of an AFFF collection and disposal program. The EIS will

²⁸ <https://ecology.wa.gov/Waste-Toxics/Reducing-toxic-chemicals/Addressing-priority-toxic-chemicals/PFAS/Toxics-in-firefighting>

²⁹ <https://ecology.wa.gov/Waste-Toxics/Reducing-toxic-chemicals/Product-Replacement-Program>

³⁰ <https://app.leg.wa.gov/rcw/default.aspx?cite=70A.400.020&full=true>

³¹ https://www.ezview.wa.gov/Portals/_1962/Documents/FirefightingFoam/01.19.2020_DS_EIS_Issuance.pdf

consider the collection and disposal program’s impact upon the environment, public health, disadvantaged communities, wildlife including endangered species, and other resources still to be determined. The EIS will also investigate potential disposal methods. Those disposal methods are likely to include options such as landfill, deep-well injection, emerging technologies such as supercritical water oxidation, and incineration. No decision regarding the preferred destruction method has been made. Ecology expects to issue the EIS by the end of 2021 or early 2022. Ongoing activity related to this review is updated via the [project webpage](#).³²

Packages Containing Metals and Toxic Chemicals

The Packages Containing Metals and Toxic Chemicals law (Chapter [70A.222](#)³³ RCW) includes the following restrictions:

- Effective January 2022, prohibits PFAS in plant fiber-based food packaging.
- Requires Ecology to conduct an AA to identify safer alternative products. This assessment must consider chemical hazard, performance, cost and availability, and exposure.
 - Ecology must submit the findings for external peer review and publish the results in the Washington State Register.
- Requires Ecology to report results to the Legislature before a ban on PFAS in food packaging can take effect.

Update: Ecology has completed—or is conducting—the following work to implement the law.

- Our analysis focused on single-use food paper (such as wraps), dinnerware (such as plates), and takeout containers used to serve and transport freshly prepared food.
- Ecology and Health submitted the [PFAS in Food Packaging Alternatives Assessment \(AA\) Report to the Legislature](#),³⁴ and published the [PFAS in Food Packaging AA](#)³⁵ in February 2021.
- Ecology and Health initiated the second PFAS AA cycle in 2021, considering the following types of products: closed containers, flat service ware, open-top containers, bags and sleeves, and bowls. These products include several types of products where no alternatives that met all the criteria in the law were identified. We expect to submit a report to the legislature by the end of 2021.
- We are working on a pilot program to help users of PFAS-containing food packaging test out safer alternatives in their businesses or institutions.

³² <https://ecology.wa.gov/Waste-Toxics/Reducing-toxic-chemicals/Addressing-priority-toxic-chemicals/PFAS/Toxics-in-firefighting#foam-replacement>

³³ <https://app.leg.wa.gov/rcw/default.aspx?cite=70A.222&full=true>

³⁴ <https://apps.ecology.wa.gov/publications/summarypages/2104007.html>

³⁵ <https://apps.ecology.wa.gov/publications/summarypages/2104004.html>

The Pollution Prevention for Healthy People and Puget Sound Act

The Pollution Prevention for Healthy People and Puget Sound Act (Chapter [70A.350](#)³⁶ RCW) creates a process for Ecology, in consultation with Health, to regulate classes of chemicals in consumer products. Ecology is implementing the law through the [Safer Products for Washington](#)³⁷ program. It identifies PFAS as priority chemicals and requires Ecology to:

- Designate priority chemicals and identify products that contain these chemicals.
- Consider safer, feasible and available alternatives to use instead of the priority chemicals.
- Determine needed regulatory actions and adopt rules to implement regulatory actions.
- Conduct stakeholder consultation, legislative reporting, and rulemaking.

Update: Under the implementation program, Ecology submitted the [final version of the report](#)³⁸ identifying priority products with PFAS to the Legislature on July 6, 2020. Since the summer of 2020, Ecology and Health have developed draft criteria to identify safer, feasible, and available alternatives and used the criteria to determine whether potential alternatives to PFAS are safer, feasible for use in the priority products identified, and available on the market. Following this work, Ecology will determine whether regulatory actions are necessary and report this to the Legislature by June 1, 2022.

Children's Safe Products Act

The Children's Safe Products Act (CSPA), Chapter [70A.430](#)³⁹ RCW, requires manufacturers to annually report the presence of certain chemicals (including PFOS and PFOA) in children's products sold in Washington state.

Update: Ecology implements the law as follows:

- Ecology receives manufacturer reports and conducts compliance activities.
- Manufacturer reports are [published online](#).⁴⁰

Other activities

Landfill leachate sampling

One of the 2019 Preliminary Recommendations addressed gathering more information about PFAS in landfill leachate. Ecology has begun this work. Ecology's Solid Waste Management Program (SWM) developed Phase I of a landfill leachate sampling program. This phase is funded and approved. Landfill leachate sampling was completed in November 2020. Ecology received the PFAS laboratory analytical data in the Spring of 2021 and the data is currently undergoing review and analysis. A final report on Phase I of the PFAS leachate study is expected to be

³⁶ <https://app.leg.wa.gov/rcw/default.aspx?cite=70A.350&full=true>

³⁷ <https://ecology.wa.gov/safer-products-wa>

³⁸ <https://apps.ecology.wa.gov/publications/summarypages/2004019.html>

³⁹ <https://app.leg.wa.gov/rcw/default.aspx?cite=70A.430&full=true>

⁴⁰ <https://hpcds.theic2.org/Search>

completed by the end of 2021. The study sampled leachate at selected landfills from across the state to estimate a range of values for 40 PFAS substances as well as 20 total oxidizable precursor compounds. Values will be compared to landfills across the country, and the data will be used to:

- Evaluate potential differences in amount of PFAS across landfill cells of different ages.
- Investigate whether specific waste streams lead to higher PFAS values. This will identify disposed waste that is likely to release PFAS to leachate.
- Help determine if any follow-up studies may be needed to evaluate potential impacts to groundwater, soil-gas vapor, and air emissions that are associated with landfill operations.

WWTP sampling

One of the 2019 Preliminary Recommendations addressed gathering more information about PFAS in WWTP influent and effluent. Ecology received funding to develop and conduct sampling of PFAS in influent, effluent, and biosolids at three municipal WWTPs receiving industrial discharges. This data would help inform how PFAS move through a WWTP and which treatment processes are potentially more effective at transforming and removing PFAS. Ecology sampled three WWTPs in February 2021 and will complete the report in Fall 2021.

Fish consumption advisory

Health is developing fish consumption advisories for PFOS in freshwater fish based on Ecology fish sampling data. Health received additional data from Ecology in 2019 to provide an adequate basis for a fish consumption advisory. Health is reviewing these data and re-evaluating screening levels in consideration of recent changes in recommended oral intake.

Introduction

A Chemical Action Plan (CAP) “identifies, characterizes, and evaluates uses and releases” for individual, or groups of, PBTs, and “recommends actions to protect human health or the environment” WAC [173-333-400](#)(1).⁴¹ Chapter 173-333 WAC identifies perfluorooctane sulfonates (PFOS), a type of per- and polyfluoroalkyl substances (PFAS), as a chemical group that requires further action because they persist in the environment for long periods of time, where they can bioaccumulate to levels that pose threats to human health and the environment in Washington.

The Washington State Department of Ecology (Ecology) and the Washington State Department of Health (Health), jointly “we,” prepared this PFAS CAP to identify, characterize, and evaluate PFAS uses, releases, and current PFAS management approaches in Washington state. Based on these considerations, we recommend actions to reduce PFAS exposure, use, and release in Washington. The recommendations address urgent public health and environmental concerns while considering feasibility, social impacts, and economic costs. As described in detail in the [PFAS CAP Requirements](#) section below, the CAP considers the family of PFAS as a whole.

The CAP includes the following sections:

- A [PFAS Assessment Summary](#) section reviewing the findings of our analysis.
- The [CAP Recommendations](#) stemming from these assessments and a discussion of PFAS-related activities Ecology and Health are conducting in addition to preparing this CAP.
- A description of the [PFAS CAP Requirements](#) guiding the preparation of the CAP and next steps in the CAP process.

A series of ten appendices then assess current scientific knowledge and impacts of PFAS in Washington, each identifying the recommendations it informed. The appendices are organized as follows:

- Appendix 1: Chemistry—reviews the chemical characteristics of PFAS.
- Appendix 2: Analytical Methods—outlines analytical standards available to identify PFAS in environmental media.
- Appendix 3: Sources and Uses—summarizes commercial use of PFAS and how this use results in environmental releases.
- Appendix 4: Fate and Transport—describes how PFAS enter and behave in the environment.
- Appendix 5: Environmental Occurrence—describes how PFAS are distributed throughout Washington state’s environment.
- Appendix 6: Ecological Toxicology—reviews toxicological impacts of PFAS to environmental media and their inhabitants.

⁴¹ <https://app.leg.wa.gov/wac/default.aspx?cite=173-333-400>

- Appendix 7: Health—reviews the potential for human exposure and health impacts for several PFAS and summarizes PFAS occurrence in state drinking water.
- Appendix 8: Biosolids—reviews the impacts of PFAS in biosolids generated from wastewater treatment.
- Appendix 9: Regulations—reviews state and federal regulations that apply to PFAS in Washington state.
- Appendix 10: Economic Analysis—presents qualitative and quantitative estimates of costs to implement recommendations, as well as costs and benefits from reducing PFAS in Washington’s environment.
- Appendix 11: Response to Comments—presents responses to comments received on the [Draft PFAS CAP](#).⁴²

⁴² <https://apps.ecology.wa.gov/publications/summarypages/2004035.html>

PFAS Assessment Summary

This section summarizes the major findings from our assessment of PFAS, their presence in our environment, and their potential impacts. In order to make this summary accessible, we did not include the citations that support each statement. Each appendix includes detailed assessment findings and associated references to scientific and other sources. Readers should consider the information below in the context of and in combination with the full analysis presented in each appendix.

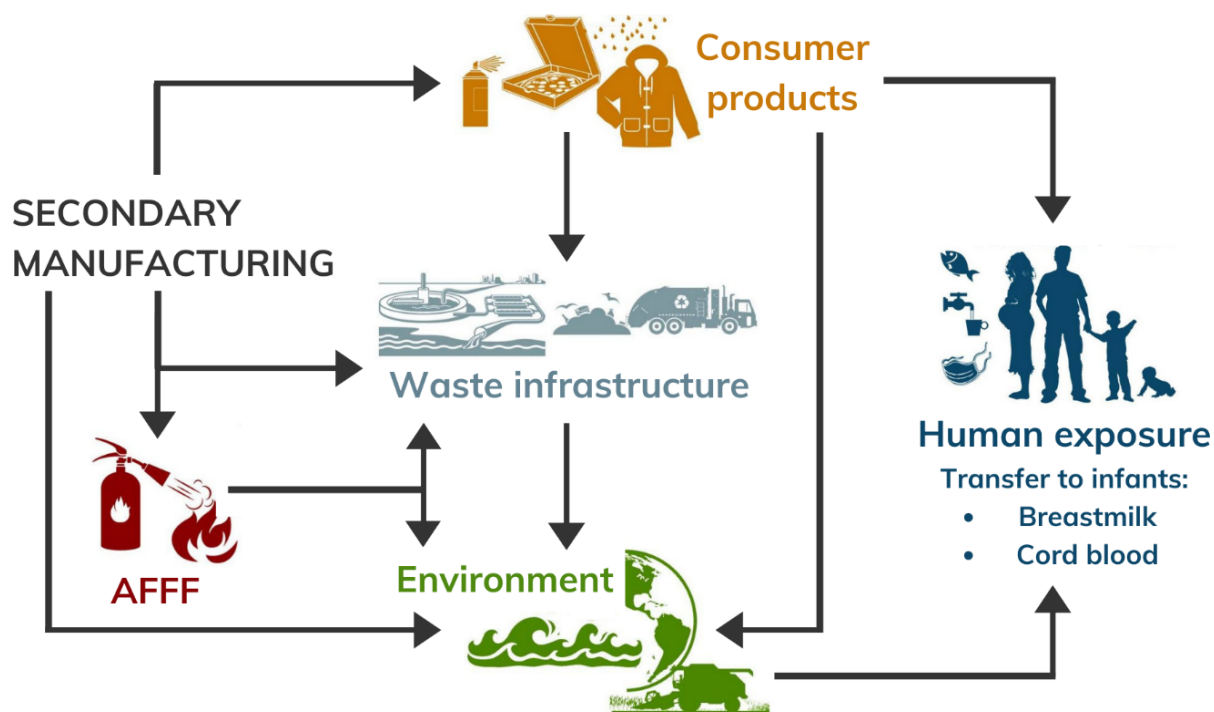
PFAS are used in many applications for consumer, commercial, and industrial products. Even though PFAS were not manufactured in Washington, they may be used in certain manufacturing and industrial processes in our state. PFAS can enter the environment and different types of waste streams as a result of product use. Some waste stream pathways can result in PFAS being cycled from one waste stream into another. Many PFAS—such as those used for firefighting foam—degrade in the environment to form perfluoroalkyl acids (PFAAs). No known natural mechanisms can break these PFAAs down.

PFAS have been detected in Washington state’s environment. They are also expected to occur in several types of waste streams produced throughout our state. PFAS have been detected in Washington surface waters, groundwater, wastewater treatment plant (WWTP) effluent, freshwater and marine sediments, freshwater and marine fish tissue, and wildlife. They are expected to occur in landfills and biosolids produced at WWTPs.

National surveys show that most people tested have some PFAS in their blood. Many sources lead to exposure. Workers in jobs related to PFAS-containing products have the highest exposures. People consuming PFAS-contaminated drinking water or food can also be highly exposed. For most people, exposure occurs through food, drinking water, and contact with things like disposable packaging or treated textile products, to name a few.

Figure 1 illustrates the “PFAS cycle” adapted to the presence of PFAS in Washington state outside of occupational settings. The various pathways through which PFAS enters the environment, cycles through the environment and waste streams, and resulting routes of exposure for humans and the environment are show in Figure 1.

Figure 1. PFAS cycle adapted to presence of PFAS in Washington state outside of occupational settings.



Note: Figure was adapted from an [article by Elise M. Sunderland et al., published in 2019](#).⁴³

Chemistry (Appendix 1)

More than 4,730 PFAS are registered in the Chemical Abstract Service. As of November 2019, U.S. Environmental Protection Agency's (EPA) master list of PFAS includes 9,252 chemical compounds. EPA identified approximately 600 PFAS which are actively used in U.S. commerce. The large chemical family of PFAS is subdivided into non-polymer and polymer classes.

In their manufactured form, PFAS can be gases, liquids, and high-molecular weight polymer solids. Individual PFAS can be raw materials, compounds used in products, or environmental transformation products. One of the important chemical characteristics of PFAS is their resistance to extreme environments. This characteristic makes certain PFAS completely resistant to natural degradation.

Due to their well-established properties, perfluorooctane sulfonate (PFOS) and perfluorooctanoic acid (PFOA) dominate the literature on PFAS. Much of the regulatory interest on PFAS in the environment focuses on PFOS and PFOA. Both of these chemicals are long-chain fluorine and carbon atoms. The number of carbon atoms distinguishes long-chain PFAS from

⁴³ <https://www.ncbi.nlm.nih.gov/pmc/articles/PMC6380916/>

short-chain PFAS. Since 2002, voluntary stewardship efforts eliminated PFOS and PFOA production in the U.S., Japan, and Europe.

Below are some examples of how PFAS chemical characteristics are used in products:

- Carpet and textile treatments to impart stain and water resistance.
- Paper and packaging treatment to provide water, oil, and grease resistance as well as non-stick performance.
- Surfactants to impart water, oil, and dirt resistance to painted walls, sealed grout, or polished floors.
- Hydraulic fluids resistant to high temperature or reactive environments.
- PFAS-based aqueous film forming foams (AFFF) to extinguish Class B (flammable liquid fuel) fires.
- Durable and heat-stable fluoropolymer surfaces that create non-stick cookware.
- Durable water-resistant layer for outdoor clothing that creates breathable but waterproof fabric.

Analytical Methods (Appendix 2)

A variety of analytical methods are available to analyze PFAS in consumer products and the environment, and the methods are still evolving. Currently, few methods are formally validated and published. [Appendix 2: Analytical Methods](#) reviews the standard and non-standard analytical methods for analyzing PFAS.

In November 2018, EPA published a multi-laboratory validated method, EPA Method 537.1 version 1.0, for analyzing 18 PFAS analytes in drinking water. EPA later updated this method with Revision 2.0. In December 2019, EPA announced a new validated method for testing additional PFAS in drinking water, EPA Method 533. This method focuses on PFAS with carbon chain lengths of four to twelve, and complements EPA Method 537.1 version 1.0.

Methods 537.1 Revision 2.0 and 533 are intended to analyze PFAS in drinking water. As a result, they are not effective for additional PFAS compounds or other sample types without modifying the method.

EPA is tentatively scheduled to issue Draft Method 8328 in 2021. The Draft Method 8328 will make use of solid-phase extraction to sample water not used for drinking. Additional methods EPA is developing and validating to detect and quantify PFAS in air, water, and soil include:

- Clean Water Act Method 1600.
- OTM Method 45.
- Standard Operating Procedures for Total Organic Fluorine.
- Analytical Model to Identify Novel PFAS Using Non-Targeted Analysis Data.

Most of the available standard methods for PFAS analysis do not account for all known PFAS. Human exposures to PFAS are generally not from individual PFAS, but from complex mixtures. Analytical techniques are limited in determining which PFAS are in those mixtures. Non-specific methods for PFAS analysis assessed in Appendix 2 include:

- Combustion ion chromatography.
- Particle-induced gamma ray emission.
- Total oxidizable precursors assay.

Analysis of PFAS is progressing, but challenges remain because the complete list of PFAS relevant to environmental and human exposure is unknown. As more studies identify novel PFAS, an effective, comprehensive technique that is capable of quantitative, non-target analysis remains elusive.

Ecology's analysis of analytical methods does not include specific recommendations. Ecology supports the use of approved validated methods as recommended by EPA for specific targeted PFAS analysis. Implementation of several CAP recommendations requires PFAS sampling in environmental media, which would benefit from improved analytical approaches that can characterize unknown PFAS.

Sources and Uses (Appendix 3)

PFAS contamination is widespread. As of April 2020, in the U.S., 300 sites and 390 water systems in more than 40 states have known PFAS contamination. AFFF use during emergency response, equipment testing, and training exercises contributes to PFAS groundwater contamination. AFFF has been stored and used throughout Washington. Ecology estimates that 1.4 million liters may have been stored statewide in 2004, and 606,000 liters in 2011.

PFAS releases from manufacturing are linked to approximately 60 contaminated sites across the U.S. We do not know of any PFAS manufacturing which has occurred, or continues to occur, in Washington state. We estimate that the range of industry sectors (mining, paper products, resins, surfactants, etc.) that potentially use PFAS—as raw material or as a product component—represent approximately 1,200 manufacturing businesses. However, we do not yet know whether any of these operations have used, or currently use PFAS.

People are exposed to PFAS in their homes when they use contaminated products and through contact with house dust that contains PFAS. For example, textile-related products that use fluorinated chemicals include carpeting and upholstery, outer garments, tents, car seat covers, leather articles, etc. Studies have also identified a variety of PFAS in a range of cosmetics. Between 2014 and 2019, PFOS was reported in 112 children's products sold in Washington. High levels of PFAS have been reported in occupational settings (such as carpet shops and industries that use products containing PFAS), where we estimate that 269,278 Washington workers could be exposed.

PFAS may be entering the state's ambient environment as a result of waste disposal, landfill leachate (liquid that drains from a landfill), land application of industrial sludge, and discharges of municipal and industrial wastewater. Numerous products that contribute to waste streams contain PFAS. Some municipal wastewater treatment plant (WWTP) effluent sampling in Washington found PFAS levels similar to publicly owned WWTPs in other areas of the U.S.

Privately and publicly operated landfills, which receive and store wastes, are likely to receive products containing PFAS. Uncontrolled leachate can migrate into groundwater, resulting in contamination if the landfill contains materials containing PFAS. Controlled leachate, which may

also contain PFAS, is typically sent to publicly owned WWTPs, potentially increasing PFAS in WWTP influent.

Data suggest that 51.66 to 17,043 metric tons of PFAS are landfilled in consumer products in Washington each year. From 1960 – 2002, we estimate Washington state’s average annual contribution of six PFAS emissions (the sum of perfluoro-carboxylic acid [PFCA], fluorotelomer alcohol [FTOH], perfluorooctane sulfonyl fluoride [POSF], PFOS, PFHxS, and perfluorodecane sulfonate [PFDS]) resulting from product use and waste streams is approximately 29.5 metric tons per year.

Fate and Transport (Appendix 4)

Manufacturing processes can use and emit PFAS directly into the environment. Once emitted into the environment, certain short-chain and long-chain PFAS—called “precursors”—can degrade to perfluoroalkyl acids (PFAAs), which are very stable in the environment and are referred to as terminal substances. The timeframe for the transformation from precursor to terminal substance depends on the compounds present and the surrounding environmental conditions. Transformation processes include:

- Abiotic (without living organisms).
- Biotic aerobic (by organisms with access to oxygen).
- Biotic anaerobic (by organisms without oxygen).

Even though U.S. production of PFOS and PFOA was phased out by 2002 and 2015 respectively, levels of certain PFAAs have continued to increase in wildlife because of these transformation processes. Manufacturers continue to make other precursor compounds, which transform into PFAAs in the environment. Surface waters and wildlife have measurable levels of both precursors and PFAAs. This shows that exposure to precursors can be significant.

During direct or secondary manufacturing, PFAS can be released to the air through stack emissions. Once in the air, certain PFAS can travel large distances before deposition, as shown by their occurrence across the globe, far from all manufacturing sites.

Environmental release to bodies of water results from secondary manufacturing activities. Neither the state nor federal Clean Water Act (CWA) establish numeric standards for discharge of PFAS in industrial wastewater discharges. PFAS-containing product use and disposal in domestic wastewater can result in PFAS presence in sewage. Similarly, PFAS can also be present in domestic wastewater effluents, which are released to on-site wastewater systems, and typically discharge to groundwater.

Some PFAS compounds, as a result of their high solubility, may be susceptible to leaching from landfills or contaminated biosolids, compost, and soils when exposed to water. PFAS will often localize at phase interfaces, such as soil and water or water and air boundaries.

Individual PFAS will adsorb to organic carbon in soil to varying degrees. How long PFAS remain in soil depends on site-specific factors. However, evidence shows that desorption is often incomplete. As such, soil contaminated with PFAS may remain as a low-volume source of contamination for ground and surface water for a long time.

Environmental Occurrence (Appendix 5)

In Washington, PFAAs have been detected in fresh and marine surface waters, stormwater in urban industrial catchments, municipal WWTP effluent (treated water leaving the treatment plant), freshwater and marine sediments, catch basin sediments, freshwater and marine fish, mussels, and osprey eggs. Environmental concentrations of PFAAs in Washington state surface waters, WWTP effluent, and freshwater fish tissue sampled in 2016 were consistent with PFAS levels in other parts of the U.S. not impacted by PFAS manufacturing facilities.

Beyond Washington, PFAS have been detected in other wildlife, with PFOS generally detected at the highest frequency and in the greatest amount.

Monitoring suggests that stormwater, municipal WWTP effluent, and uncontrolled releases of AFFF are primary ways that PFAAs are delivered to water bodies. PFOS (and to a lesser extent, perfluorodecanoic acid [PFDA], perfluorododecanoic acid [PFDoA], perfluoroundecanoate [PFUnA], and perfluorooctane sulfonamide [PFOSA]) are widespread in freshwater fish tissue found in Washington state's water bodies. Samples of urban lake fish tissue had PFOS levels that are above Department of Health's initial screening levels and may trigger consumption advisories to protect human health. Sampling in 2018 confirmed that PFAS concentrations in freshwater fish collected from Washington urban lakes are consistent with other urban water bodies in North America.

Environmental monitoring in 2016 suggested that PFAA levels in surface waters and municipal WWTP effluent had decreased since the last round of sampling in 2008. A shift was evident in WWTP effluent samples: short-chain PFAAs were replacing PFOA as the most dominant compounds.

At sites affected by urban sources and WWTP effluent discharge locations, PFOS and other long-chain PFAAs are detected in osprey eggs at concentrations that are high enough to reduce hatchability. PFAS concentrations (primarily PFOS) in osprey eggs remained unchanged between 2008 and 2016.

Ecological Toxicology (Appendix 6)

PFOA and PFOS are the major PFAS contaminants found in oceanic waters. A variety of wildlife across the globe have measurable PFCA (perfluorooctanoate [PFO], perfluorononanoate [PFN], or perfluorodecanoate [PFD]) concentrations. Stability and water solubility allow some PFAS to transport through marine environments, concentrate in marine organisms, and easily accumulate throughout all trophic levels.

Both short- and long-chain PFAS are environmentally persistent. Long-chain PFAS tend to be more bioaccumulative and produce adverse toxicological effects, even at relatively low contaminant levels. While resistant to degradation, short-chain PFAS appear to be less bioaccumulative and to have fewer significant toxicological effects. Though short-chain PFAS are less bioaccumulative, high mobility and bioavailability lead to relatively high levels in fish tissues.

Bioaccumulation or biomagnification has been confirmed in marine and terrestrial species, zooplankton and other invertebrates, and fish. PFAS have been shown to be taken up by plants from soil, with different PFAS presenting in different portions of the plant.

Biomagnification results in greater levels of PFAS in animals higher on the food chain (e.g., seals, polar bears), relative to animals at lower trophic levels. PFAS are persistent and able to transport long distances, and bioaccumulation is not required for sustained internal exposure. Therefore, animals do not need to be near sources of PFAS releases to the environment to show bioaccumulation, and exposure will continue regardless of accumulation.

Scientific literature supports the association between PFOA exposure and reduced antibody response in animals. Animal studies with both PFOS and PFOA show that they are well-absorbed orally, but poorly eliminated. PFAAs bind to proteins (rather than fats, like other bioaccumulating compounds), and are found mostly in the liver and blood. Documented toxicological effects of PFAS include:

- Inhibited growth and detrimental effects on photosynthesis on green algae and floating macrophyte, *L. gibba* (*P. subcapitata*, *S. capricornutum*, and *C. vulgaris*).
- Slight to moderate toxicity to aquatic invertebrates.
- Impacted fertility in adult fish.
- Risks for impacted development in Arctic marine food webs.
- Reduced plant root elongation.
- Induction of liver tumors in Wistar rats.
- Significantly stunted mammary epithelial growth and ultrastructural liver changes in mice.
- Reduced hatchability and pathological liver changes in chickens.

Health (Appendix 7)

We are still learning about potential human health risks of PFAS. Much of what we know is from toxicity testing in laboratory animals. The evidence base is strongest for PFOA and PFOS, but is expanding for other PFAAs.

Animal studies provide strong evidence that some PFAAs produce liver and kidney toxicity, immune toxicity, reproductive and developmental toxicity, endocrine disruption (altered hormones), and certain tumors. Epidemiological studies link higher exposures to PFAAs with reduced antibody response to childhood vaccines, increased cholesterol and liver enzymes, and slightly reduced birth weights, among others.

It takes years for human bodies to excrete PFOS, PFOA, PFNA, PFHxS, and other long-chain PFAS—some are strongly bioaccumulative in people. Other PFAAs such as perfluorobutanoic acid (PFBA), PFBS, and perfluorohexanoic acid (PFHxA) are more rapidly cleared. For most PFAS, absorption, distribution, and clearance in humans have not been studied.

Since 1999, Centers for Disease Control and Prevention (CDC) surveys of the U.S. population detected PFOS, PFOA, PFHxS, and PFNA in the blood of nearly every participant. Levels have

declined since phase-outs of these PFAS from domestic production and use, but current analysis methods cannot identify all PFAS in human blood, underestimating occurrence.

People can be exposed to PFAS from contaminated drinking water and other dietary sources, from indoor dust and air containing PFAS released from consumer products, and from use of PFAS-containing consumer products. Although difficult to assess, studies identify food and drinking water as the likely main routes of non-occupational exposure for people.

Several Washington drinking water sources have been contaminated near sites of AFFF release:

- City of Issaquah.
- Naval Air Station, Whidbey Island—with off-base impacts to the Town of Coupeville, plus adjacent public and private drinking water supplies.
- Naval Base Kitsap Bangor—with off-base impacts to private wells.
- Joint Base Lewis McChord, and the Fort Lewis and McChord field water systems—with off-base impacts to city drinking water systems in Dupont, Lakewood, Tacoma, and Parkland.
- Fairchild Air Force Base—with off-base impacts to the City of Airway Heights and private well owners.

In each area, the sum of PFOA and PFOS in at least one drinking water well exceeded EPA's lifetime health advisory level (70 parts per trillion [ppt]). AFFF is the suspected contamination source in all of these areas. Ongoing site investigations may identify other sources.

Biosolids (Appendix 8)

Chapter [173-308](#)⁴⁴ WAC, Biosolids Management, divides wastewater solids into two classes. Those that meet the regulatory standards to allow land application are classified as biosolids, whereas those that do not meet the regulatory standards are classified as sewage sludge. Washington law requires that biosolids are land applied (i.e., applied to agricultural fields as fertilizer) to the greatest extent possible, but sewage sludge is disposed in landfills. Currently, about 85 – 90% of biosolids generated in Washington are land-applied.

Some U.S. labs are analyzing biosolids using modified procedures based on EPA's Method 537. However, guidelines are inconsistent and results are not validated. For PFAS analysis using modified 537 methods, Ecology's lab accreditation unit at Manchester Environmental Laboratory recognizes the National Environmental Laboratory Accreditation Program (NELAP) for a few other Washington labs. EPA is in the process of validating a different procedure for analyzing PFAS in biosolids and soil—SW-846.

Most studies assessing contamination impacts from biosolids application sample publicly owned WWTPs receiving influent directly from industries using fluorinated compounds. Although some industrial discharge in Washington is possible, we anticipate that the majority of perfluorinated compounds in Washington municipal wastewater originate from domestic sources.

⁴⁴ <https://apps.leg.wa.gov/wac/default.aspx?cite=173-308>

Worldwide monitoring data show that PFOA and PFOS concentrations in biosolids are trending downward, likely due to less production of the compounds. Studies with high loading rates to agricultural soils showed bioaccumulative effects in some vegetables or diminished growth of spring wheat. However, the PFOS and PFOA application rates in these studies were likely far higher than the PFOS and PFOA present in Washington biosolids. The lack of potential industrial contamination in Washington means these negative impacts on crop growth are not likely to be representative of biosolids applications in Washington state.

Adoption of extremely low regulatory limits for soil PFAS could have adverse consequences for organics and residual recycling, and may not provide demonstrated risk-reduction for human health and the environment.

Regulations (Appendix 9)

Regulatory action to restrict the production and use of PFAS has been enacted at both state and federal levels. The best understood long-chain PFAS (such as PFOS and PFOA) were voluntarily withdrawn from commercial use in the U.S. However, specialized uses are still permitted.

Washington state is considering developing drinking water standards for several PFAS. Regulatory activity in Washington includes, for example:

- Manufacturer reporting requirements under for children’s products (Chapter [70A.430](https://app.leg.wa.gov/rcw/default.aspx?cite=70A.430)⁴⁵ RCW).
- Restrictions for use, and eventual bans of AFFF (Chapter [70A.400](https://app.leg.wa.gov/rcw/default.aspx?cite=70A.400)⁴⁶ RCW).
- Assessments of safer alternatives for PFAS used in carpets and rugs, textile and leather furnishings, aftermarket textile treatment products (Chapter [70A.350](https://app.leg.wa.gov/rcw/default.aspx?cite=70A.350)⁴⁷ RCW), and food contact packaging (Chapter [70A.222](https://app.leg.wa.gov/rcw/default.aspx?cite=70A.222)⁴⁸ RCW).

At the federal level, the Food and Drug Administration regulates PFAS use in food packaging. The ATSDR advises local, state, federal, and tribal agencies regarding human health effects. DOD enacted requirements to decrease PFAS use—such as in AFFF in food packing for military rations, for example. DOD will also continue with initiatives to address PFAS contamination resulting from its activities.

Under the Toxic Substances Control Act (TSCA), EPA has minimized and regulated the manufacture and use of certain long-chain PFAS. Data on PFAS use nationally will soon be collected via EPA’s Toxics Release Inventory (TRI). EPA is coordinating these and other activities under its 2019 PFAS Action Plan.

⁴⁵ <https://app.leg.wa.gov/rcw/default.aspx?cite=70A.430&full=true>

⁴⁶ <https://app.leg.wa.gov/rcw/default.aspx?cite=70A.400&full=true>

⁴⁷ <https://app.leg.wa.gov/rcw/default.aspx?cite=70A.350&full=true>

⁴⁸ <https://app.leg.wa.gov/rcw/default.aspx?cite=70A.222&full=true>

Economic Analysis (Appendix 10)

Statewide costs for PFAS mitigation in drinking water will not be fully understood until further testing to characterize the occurrence in drinking water is complete. Currently, a few examples are available to consider the costs of drinking water mitigation for PFAS. Some examples do not separate investigation costs.

- The City of Issaquah spent more than \$600,000 (plus ongoing maintenance costs) to install a filter on one PFAS-contaminated city well.
- The Sammamish Plateau Water and Sewer District has incurred testing and modeling costs in excess of \$510,000. The District is funding an \$800,000 project to design a PFAS treatment plant in response to the proposed SBOH State Action Levels (SAL). Ultimate construction of a PFAS removal treatment plant is estimated to be \$6 – \$7 million dollars. The District has also incurred additional costs to replace water supply from wells that were removed from production due to PFAS contaminant levels.
- The Department of Navy (DON) spent \$9.8 million to add granular activated carbon treatment to the Town of Coupeville's water system and connect impacted private well owners to the Town's water system near Naval Air Station Whidbey Island, Outlying Landing Field (OLF) Coupeville. The DON has also spent over \$14 million (as of January 2021) for PFAS investigation and other drinking water mitigation efforts.
- In 2017, Airway Heights public water system shut down PFAA-contaminated wells. Using the City of Spokane water system, Airway Heights used an emergency intertie (to flush their system with clean water) and added another connection (to supply water while they pursue treatment options). The water purchase (439 million gallons) could cost \$687,000 in the first year. The Air Force has agreed to pay the city.
- The Lakewood Water District anticipates capital costs of \$21 million to provide treatment for well systems. The District estimates that operating costs and treatment media replacement costs of \$340 million and \$1.1 billion respectively will be incurred over the 50-year life of the treatment system.
- At Joint Base Lewis McChord, McChord Field System, activated carbon filtration treatment of water from three wells is estimated to cost \$10.3 million for initial capital investments, and \$830,000 per year for ongoing maintenance.

These costs are in line with similar drinking water remediation activities in other states. The total cost of remediation for PFAS-contaminated groundwater remains unknown, because there are no completed cleanups of PFAS contamination in the U.S.

Based on Washington state Model Toxics Control Act (MTCA) remediation ratios, we have estimated that overall remediation costs could range between \$5.3 million and \$62.8 million for a site where AFFF release results in groundwater contamination. Interim solutions such as filtering or alternative sources of drinking water could result in ten-year costs of \$6.5 million to \$10 million.

Response to Comments (Appendix 11)

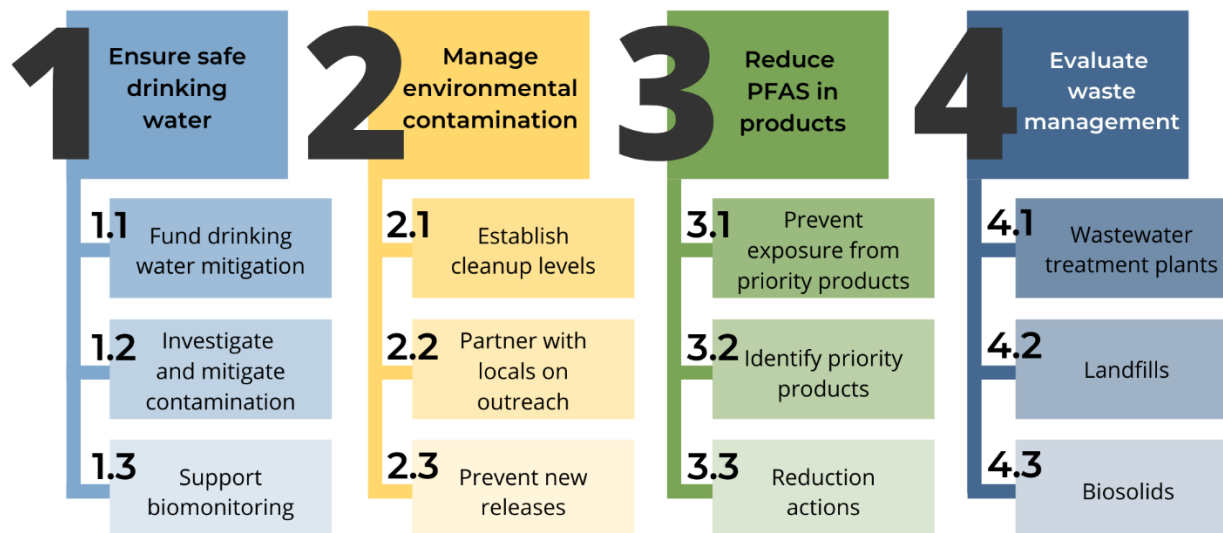
This appendix provides our response to comments received on the [Draft PFAS CAP](#),⁴⁹ which was issued for public review in October 2020. The response is organized into 299 Issues, addressing topics presented in the CAP. The responses also identify changes made to the CAP as a result of the comments received.

⁴⁹ <https://apps.ecology.wa.gov/publications/summarypages/2004035.html>

PFAS CAP Recommendations

Our CAP recommendations address a broad range of concerns. Figure 2 provides an overview of the four main categories of recommendations proposed.

Figure 2. Recommendations found in the PFAS Chemical Action Plan and associated sub-efforts to support implementation.



We based these recommendations on our assessment of scientific information—presented in the appendices—and Advisory Committee input (see section [PFAS CAP Requirements](#) below). These broad categories were first identified in the [2018 Interim Chemical Action Plan for Per- and Polyfluorinated Alkyl Substances](#)⁵⁰ (Interim CAP). Over time, as we improved our knowledge of PFAS, and as several pieces of legislation were passed and implemented, some of our earlier recommendations were acted upon and further refined in our [May 2019 Preliminary CAP Recommendations](#)⁵¹ (Preliminary Recommendations). Our activity to address PFAS has continued since May 2019, resulting in additional evolution of our recommendations, described below.

For each of the four main recommendations, this section provides a summary of how the recommendations have evolved since they were first considered in 2018, and identifies implementation activities that have already begun. Most of the activities described below implement legislation that has been adopted. Some of these activities also respond to Interim CAP or Preliminary Recommendations, for example reducing AFFF releases to the environment, and further assessing certain PFAS-containing products.

⁵⁰ <https://apps.ecology.wa.gov/publications/SummaryPages/1804005.html>

⁵¹ https://www.ezview.wa.gov/Portals/_1962/Documents/PFAS/PrelimRecommendations-2019-PFAS-CAP.pdf

Implementing the CAP recommended actions would require additional resources and funding. We include agency cost estimates for some actions. [Appendix 10: Economic Analysis](#) addresses economic impacts to other entities for some actions.

1.0 Ensure drinking water is safe

Protecting public health by ensuring safe drinking water is a fundamental responsibility of the Health Office of Drinking Water (ODW).

There are three types of drinking water systems in Washington:

- Group A water systems serve [85% of state residents](#).⁵² They service more than 15 connections or more than 25 people. There are 4,105 Group A systems in the state. ODW primarily regulates these public water systems.
- Group B water systems are smaller and serve 1.5% of state residents. The local health department usually oversees these systems. Group B systems have few testing requirements for continued operation.
- Private wells serve 13.5% of state residents. Private wells are only regulated in their design and installation, and regulatory overview is by local health departments. Chemical testing is not usually required.

Less than 10% of all Group A systems in the state have been tested for PFAS. This includes water testing done by the DOD, voluntary testing by public water systems, and testing done under EPA's third unregulated contaminant monitoring rule (UCMR3). However, those that have been tested serve most water customers in the state. The percentage of Group B and private wells tested for PFAS is even lower. A water test is required to determine whether PFAS are in drinking water, because PFAS are tasteless and odorless at levels of public health concern.

Because testing and treating for PFAS in drinking water is expensive, exposures to PFAS-contaminated water may be disproportionately borne by populations who do not have the financial means to test for and remove these contaminants.

⁵² <https://www.doh.wa.gov/DataandStatisticalReports/EnvironmentalHealth/DrinkingWaterSystemData/DataDownload>

Previous CAP Recommendations

Interim CAP

The [Interim CAP](#)⁵³ proposed three areas of action pertaining to drinking water protection.

First, it proposed supporting rulemaking for state drinking water standards. This recommendation is being implemented. The SBOH initiated two [rulemaking activities](#)⁵⁴ to address PFAS in drinking water. The SBOH is considering establishing state action levels for five PFAS in drinking water. The proposed revisions intend to improve public health protection by setting a PFAS regulatory standard for Group A public water systems in Washington. Proposed revisions to Group A Public Water Supplies (Chapter [246-290](#)⁵⁵ WAC) include:

- Required testing for PFAS by most Group A water systems.
- Health protective levels in drinking water for PFOS (15 ppt), PFOA (10 ppt), PFNA (9 ppt), PFHxS (65 ppt), and PFBS (345 ppt).
- Required monitoring, recordkeeping and reporting, and follow-up actions for PFAS and other unregulated contaminants with established state advisory levels.
- Technical and editorial changes as needed.

The SBOH is also considering amendments to the drinking water laboratory certification and data reporting rules, Chapter [246-390](#)⁵⁶ WAC. These amendments would align laboratory data reporting requirements with the anticipated changes to Chapter 246-290 WAC outlined above.

The SBOH issued draft rules for comment in August 2021; the rulemaking [timeline](#)⁵⁷ anticipates rule adoption to be completed in 2021. Health is absorbing costs to conduct PFAS rulemaking with existing resources. As part of the rulemaking process, Health will assess costs for water systems to comply with testing requirements and to act when drinking water exceeds state action levels.

Second, the Interim CAP proposed to expand voluntary testing for PFAS to include drinking water sources and PFAS chemicals that have not yet been evaluated. It sought to prioritize water systems at high risk for contamination for early testing, such as those near airports or firefighter training centers. Health estimated a range of \$235,000 to \$8 million in costs to implement this recommendation based on the scope of water systems (Group A, Group B, or both) included. Health was unable to secure commercial laboratory services or sufficient funding for this initiative in 2018 – 2019. The drinking water rulemaking activity described above proposes a statewide requirement for public water systems to test for PFAS at least once. This would essentially implement the testing recommendation. Health is looking to use set-aside funding from the capitalization grant of the State Revolving Fund, funding from EPA

⁵³ <https://apps.ecology.wa.gov/publications/SummaryPages/1804005.html>

⁵⁴ <https://www.doh.wa.gov/CommunityandEnvironment/DrinkingWater/RegulationandCompliance/RuleMaking>

⁵⁵ <https://apps.leg.wa.gov/wac/default.aspx?cite=246-290>

⁵⁶ <https://apps.leg.wa.gov/wac/default.aspx?cite=246-390>

⁵⁷ https://www.doh.wa.gov/Portals/1/Documents/4200/PFAS_Timeline_PublicComment.pdf

for unregulated contaminants, and money from the Wellhead Protection Grant to help subsidize costs for utilities willing to sample earlier than the rule requirements.

Third, the Interim CAP proposed to implement methods to reduce PFAS in drinking water. This recommendation sought to encourage water systems to implement options to meet EPA's health advisory level for PFOA and PFOS of 70 ng/L until state rulemaking is complete. It also proposed providing technical assistance to public water systems for talking to the public about contamination, mitigation options, and monitoring. As described in [Appendix 7](#), Health is working closely with public drinking water systems currently known to be affected by PFAS releases.

The remainder of this recommendation was further developed in the Preliminary Recommendations, described below.

Preliminary Recommendations

The Preliminary Recommendations identified three activities aimed at providing support to public water systems adversely affected by PFAS releases into the environment:

- Identify funding for PFAS drinking water mitigation.
- Provide technical support for site characterization, source investigation, and mitigation at contaminated sites.
- Seek funding for biomonitoring to support impacted residents and help answer important health questions.

Draft CAP

The above three recommendations were included in the Draft CAP. The third recommendation was refined to emphasize finding opportunities for Washington residents to participate in exposure and health studies. These recommendations are incorporated into the CAP below. The goals of the recommendations have not been substantively revised since the Draft CAP. However, they were updated to acknowledge certain response costs not included in the Draft CAP, and that privately owned systems regulated by the Washington State Utilities and Transportation Commission have limited funding options.

1.1 Identify funding for PFAS drinking water mitigation

Recommendation

State agencies, the Washington State Legislature, and water systems should work together to fund PFAS drinking water mitigation. These costs should be reimbursed by responsible parties under applicable laws. Once PFAS water contaminants are classified as hazardous substances by the federal government or meet the definition of hazardous substance under the state of Washington's statutes or rules, they can be addressed under the state Model Toxics Control Act (MTCA) framework.

Existing resources

Drinking Water State Revolving Fund is an EPA-funded loan program administered by Health. The loans are used to:

- Improve drinking water infrastructure.
- Finance the cost of installing treatment or other infrastructure improvements over a number of years.

Drinking Water State Revolving Fund can provide emergency loans in the event a water system is issued a “Do Not Use” order by the Department of Health as a result of PFAS contamination. The program recently funded a reservoir project for City of Spokane to allow Spokane to provide reliable water service to Airway Heights. Airway Heights has PFAS in their wells and is now relying on City of Spokane for its water.

EPA provides funding to Health’s Office of Drinking Water for set-aside activities and source water protections. Health can use these funds in limited circumstances to defray costs of additional water testing.

Other funding programs in the state could be tapped for loans or grants to help with costs of new infrastructure in response to PFAS contamination:

- Public Works Assistance Account overseen by Public Works Board.
- Community Development Block Grant overseen by Department of Commerce.
- Rural Development loans and grants overseen by U.S. Department of Agriculture.

Public water systems can pursue reimbursement from potentially liable parties under the state MTCA when PFAS are concluded to be hazardous substances under MTCA. Even under MTCA, water systems may have to carry costs long-term or permanently because:

- The process of identifying responsible parties and being reimbursed can take years.
- Responsible parties may be difficult, if not impossible, to determine.
- The potentially liable party could be a local entity under the same public administration as the water utility (for example, a local fire station).
- Legal costs to the affected water system operator to pursue liable parties can also be significant.

Privately owned water systems regulated by the Washington State Utilities and Transportation Commission (defined in Chapter [80.04.010\(30\)](#)⁵⁸ RCW and having 100 or more connections or charging more than \$557 per year per customer) may have fewer options to secure funding, being primarily limited to the Drinking Water State Revolving Fund.

In each of these cases, the costs borne by the water system would be long-term or permanent.

⁵⁸ <https://app.leg.wa.gov/rcw/default.aspx?cite=80.04.010>

Why?

Without funding, public water systems and their ratepayers must absorb what can be a costly response. Funding would support water systems when they:

- Continue providing water or alternate water supplies while incurring costs to implement necessary mitigation actions.
- Investigate contamination sources.
- Find an alternative water source and/or design and install expensive treatment systems on contaminated water sources.
- Maintain and monitor new treatment systems.
- Replace and dispose of used treatment system media.

When PFAS concentrations in drinking water supplies exceed health advisory levels, timely mitigation may be needed to protect human health. This can create immediate costs to water systems.

The water system must explore ways to mitigate the problem, both immediately and long-term. Mitigation planning should aim to minimize cost burdens for lower-income and overburdened communities who are less able to absorb ratepayer cost increases.

Cost

Initial investigation and mitigation costs at PFAS-contaminated sites are reported in the millions of dollars. These costs have been borne by DOD, the water systems or local governments impacted, and the agency programs at Health and Ecology that support water systems and contaminated site cleanup.

For example, the Issaquah PFAS Pilot Project received \$400,000 through the State Building Construction Account for groundwater assessment work to be conducted during the 2019 – 2021 biennium. An additional \$750,000 was allocated as part of the 2021 – 2023 state [Capital Budget](#)⁵⁹ for additional groundwater investigation and pilot project design.

Funding of \$450,000 was also provided for the West Plains PFAS Groundwater Fate and Transport study. Modeling will assist with geochemical fingerprinting PFAS sources across the West Plains area. The Spokane Regional Health District—in collaboration with Fairchild AFB, Spokane County, and Eastern Washington University—will undertake the study. These allocations were focused on very specific activities, but the 2021 – 2023 Capital Budget included several much larger appropriations to help address PFAS-contaminated drinking water, such as:

- \$5,950,000 to the Department of Commerce to provide assistance with PFAS treatment at the City of DuPont water wells.
- \$5,569,000 to the Department of Health (as a drinking water construction loan) for treatment of PFAS-contaminated groundwater at the Lakewood Water District.

With mitigation measures identified, implementation funds are sought from granting sources as described above. In addition to costs for investigating the source of the contamination, filter

⁵⁹ <http://lawfilesexternal.wa.gov/biennium/2021-22/Pdf/Bills/Session%20Laws/House/1080-S.SL.pdf>

maintenance and monitoring also require ongoing expenditures. Such costs could also be covered under grants, but may require additional resources from water supply systems.

Each contaminated drinking water site has specific needs, which complicates cost estimation. Without knowing the number of impacted systems in the state, we are unable to estimate total costs to implement this recommendation.

1.2 Provide technical support for site characterization, source investigation, and mitigation at contaminated sites

Recommendation:

Ecology and Health will continue to develop expertise and provide technical assistance and guidance to drinking water purveyors, local jurisdictions, and responsible parties in order to address PFAS contamination and conduct cleanup actions.

Those actions include:

- Ecology will continue to collaborate with involved parties at PFAS contamination sites in the state. These efforts will help to better understand the sources, composition, and distribution of PFAS contamination in soil and water. Identification and evaluation of appropriate cleanup actions and their costs will be informed by this work. This work is being done within Ecology's existing resources.
- Health will continue to provide water systems with advice and assistance to understand the mitigation options and guide voluntary action on unregulated PFAS until the rulemaking for PFAS in drinking water is complete. To-date, technical assistance has focused on public water systems near military bases with PFAS detections in groundwater. Department of Health continues to include local health departments in outreach and guidance. This work is being done within Health's existing resources.
- Ecology will look at using Safe Drinking Water Action Grants (a category of Remedial Action Grants for Local Governments) to help address PFAS-contaminated drinking water, once Maximum Contaminant Levels (MCLs) have been promulgated for the PFAS compounds of concern or site specific cleanup levels have been established.
- Ecology plans to investigate PFAS contamination in groundwater and surface water. These efforts would support local health departments, cities, counties, and other public entities in Washington when PFAS contamination is discovered. Initial investigation efforts could identify areas at high risk of contamination. This could include areas where trainings or firefighting activities used large quantities of PFAS-containing AFFF, or where spills released the foam. Ecology could prioritize funding for site-specific assessments and groundwater testing. Funding for this action is estimated below.
- Ecology plans to consider the number of people impacted, the concentration of the PFAAs in the drinking water, and vulnerable populations present when prioritizing mitigation and cleanup activities. Ecology may use mapping tools such as Environmental Justice (EJ) screen and Information by Location (IBL) in the

Washington Tracking Network (WTN) portal to characterize the demographics of the population served by impacted drinking water.

- Ecology may seek to obtain chemical identities from products and at contaminated sites to find chemical “fingerprints” useful in identifying source locations. Analytical methods may not yet be developed to obtain all the required data.

Why?

Technical assistance helps people understand the advantages and disadvantages of various options to reduce levels of PFAS in water and soil.

Variation in environmental conditions and contamination sources makes site characterization difficult. Site-specific conditions should inform the selection of appropriate actions. Evolving cleanup methods, plus the differences unique to a site, lead to difficulty estimating costs.

PFAS have unusual properties and research into their movement through soils and aquifers is ongoing. Further, PFAS contamination sources need to be investigated. To recover mitigation costs, Ecology must identify the party or parties responsible for the source of contamination. Local water districts and governments often lack the expertise and resources to investigate sources of PFAS contamination.

Cost

To support PFAS investigations as needed, Ecology requested resources from the Legislature to:

- Provide monitoring assistance to local jurisdictions when PFAS contamination is discovered.
- Assist with investigations, including researching potential sources, collecting samples, conducting laboratory analysis, and installing monitoring wells.

This type of environmental monitoring work was funded in 2020 and 2021 through the approved state [2020 supplemental budget](#).⁶⁰

1.3 Support biomonitoring and other health studies to answer important health questions

Recommendation:

Health should continue to find opportunities for Washington residents to participate in exposure and health studies. These studies help answer important community and public health questions about PFAS exposure and health outcomes. For example, Health requested and supports inclusion of Airway Heights as one of eight sites in the ATSDR’s PFAS Exposure Assessment study. Health also applied for but was not awarded a cooperative agreement to include a Washington site in the ATSDR Multisite PFAS Health Study.

State agencies should also support investigations into pathways of PFAS contamination in food, drinking water, and indoor environments. They should pursue policies to mitigate and reduce these sources of human exposure over time.

⁶⁰ <https://ofm.wa.gov/sites/default/files/public/budget/statebudget/20supp/Z-0776.2Operating.pdf>

Why?

Biomonitoring can help us understand how best to reduce human exposure to PFAS. Biomonitoring helps people compare their PFAS exposure level to national averages, and could connect residents to health information as it becomes available. Further health studies are needed to better understand the impacts of PFAS on human health.

Cost

Biomonitoring studies are expensive and the state would need funding to support these types of investigations. Additional funding could be secured through competitive grants for such activities. Benchmark costs have been estimated based on reports from several sites in the U.S. where biomonitoring testing has been conducted for residents near areas of PFAS contamination. Costs averaged up to \$1,000 per person tested.

2.0 Manage environmental PFAS contamination

PFAS have contaminated soil, groundwater, and surface water in certain Washington locations. To reduce exposure and protect human health, these contaminated areas may require a variety of responses. In Washington, PFAS-containing Class B firefighting foam used in firefighter training seems to be the primary source of drinking water supply contamination. Nationally, in addition to firefighting foam use, certain manufacturing and industrial processes (and improper waste disposal from such industries) have been identified as sources of PFAS contamination.

Previous CAP Recommendations

Interim CAP

The Interim CAP proposed several areas of action pertaining to managing environmental PFAS contamination.

First, the Interim CAP recommended developing PFAS cleanup levels for soil and groundwater. This recommendation was reiterated in the Preliminary Recommendations, and is presented again in this CAP, as Recommendation 2.1 below.

Second, the Interim CAP recommended identifying methods to reduce exposure to contamination. The recommendation focused on developing expertise, providing technical assistance and guidance to parties that address PFAS contamination, and collaborating with parties to better understand the sources, composition, and distribution of PFAS contamination in soil and water. This recommendation was also reiterated in the Preliminary Recommendations, and is included as Recommendation 2.1 below.

The Interim CAP recommended reducing risks to drinking water from firefighting foam. This included implementing AFFF notification and restrictions, surveying firefighting foam users to identify high-risk sites, developing outreach on responsible AFFF use, and replacing PFAS containing AFFF in non-exempt uses. It also recommended providing assistance for firefighting personal equipment notifications.

These recommendations focused on the future implementation of the Firefighting Agents and Equipment Toxic Chemical Use law (Chapter [70A.400](#)⁶¹ RCW), passed in 2018. This law establishes restrictions on Class B firefighting foam, which contain intentionally added PFAS chemicals:

- As of July 1, 2018, prohibits use of Class B firefighting foam for training.
- As of July 1, 2020, prohibits the manufacture, sale, and distribution of Class B firefighting foam.
 - Interim exemptions include federally required users, petroleum storage and distribution facilities, or certain chemical plants.
- Requires manufacturers to notify Washington purchasers about the presence and purpose of PFAS in firefighting personal protective equipment.
- Two years after amendment of federal regulations (prohibiting the use of PFAS-containing foam), requires federal facilities to use non-PFAS foams that comply with the new federal regulation.
 - Airports must inform Ecology about their ability to switch to non-PFAS foams within 18 months of the change in federal regulations.
- Beginning 2024, restricts the purchase of PFAS-containing foams by oil terminals, oil refineries, and chemical plants.

Finally, the Interim CAP identified use of PFAS in industry or manufacturing as a potential source of release or environmental exposure. It recommended identifying potential industrial point sources of PFAS in the state and considering outreach on best management practices for handling and disposing of PFAS-containing wastes. This recommendation was also included in the Preliminary Recommendations.

Preliminary Recommendations

In addition to establishing cleanup levels and identifying methods to reduce exposure to contamination noted above, the Preliminary Recommendations proposed partnering with local organizations in communities with contamination, and providing them funding to lead messaging, consultation, and solution identification for PFAS contamination issues. This represents Recommendation 2.2 below.

The Preliminary Recommendations continued to focus on implementation of Chapter [70A.400](#)⁶² RCW, and future work is identified in Recommendation 2.3 below.

⁶¹ <https://app.leg.wa.gov/rcw/default.aspx?cite=70A.400&full=true>

⁶² <https://app.leg.wa.gov/rcw/default.aspx?cite=70A.400&full=true>

Upon enactment of Chapter 70A.400 RCW, Ecology [received funding](#)⁶³ of approximately \$215,000 for fiscal years 2017 through 2019 to implement the Law. Since the summer of 2019, Ecology has conducted the following activities to implement the law:

- Developed an agency website to provide more information and outreach materials regarding the [requirements of the law](#).⁶⁴
- Conducted outreach to manufacturers to explain the requirements and ensure compliance with the restrictions.
- Collaborated with firefighting foam users on the restriction of PFAS-containing firefighting foam use in training, and on the purchase restriction taking effect in 2020.
- Provided technical assistance to state and local governments and other jurisdictions to help them purchase PFAS-free Class B firefighting foam.
- Consulted with the Department of Enterprise Services to develop procurement preferences for state and local governments and other jurisdictions to purchase PFAS-free Class B firefighting foam alternatives.
- Informed firefighting personal protective equipment manufacturers of the requirement to notify purchasers about the presence of PFAS—and requested copies of the notification.
- Surveyed state and local governments and other jurisdictions about stocks of Class B firefighting foam through Ecology’s [Product Replacement Program](#).⁶⁵

Ecology also received funding through its Product Replacement Program to collect, transport, and dispose of PFAS-containing firefighting foam owned by the state’s municipal fire departments by June 2021. This program intends to dispose of 30,000 to 40,000 gallons of foam. Ecology expects this activity to cost between \$300,000 and \$500,000.

Ecology is conducting a review of this collection and disposal activity under SEPA. In September 2020, Ecology issued a [Determination of Non-Significance \(DNS\)](#)⁶⁶ and associated [checklist](#)⁶⁷ documenting this [review](#).⁶⁸ In January 2021, Ecology withdrew the DNS and issued a Determination of Significance and Scoping Notice to prepare for an EIS review of the AFFF collection and disposal program.

The Preliminary Recommendations also addressed identifying industry sectors in Washington that also carry AFFF stocks or use commercial quantities of PFAS and finding opportunities to reduce such usage. These recommendations are also represented in Recommendation 2.3 below.

⁶³ <https://fnspublic.ofm.wa.gov/FNSPublicSearch/GetPDF?packageID=53000>

⁶⁴ <https://ecology.wa.gov/Waste-Toxics/Reducing-toxic-chemicals/Addressing-priority-toxic-chemicals/PFAS/Toxics-in-firefighting>

⁶⁵ <https://ecology.wa.gov/Waste-Toxics/Reducing-toxic-chemicals/Product-Replacement-Program>

⁶⁶ <https://apps.ecology.wa.gov/separ/Main/SEPA/Document/DocumentOpenHandler.ashx?DocumentId=97538>

⁶⁷ <https://apps.ecology.wa.gov/separ/Main/SEPA/Document/DocumentOpenHandler.ashx?DocumentId=97539>

⁶⁸ <https://apps.ecology.wa.gov/separ/Main/SEPA/Record.aspx?SEPANumber=202004521>

Draft CAP

The preliminary recommendations were included in the Draft CAP. In addition, Recommendation 2.3 acknowledged new sources of information, namely EPA's TRI, which can supplement our knowledge of PFAS used in industry in the state.

Since issuance of the Draft CAP, Ecology further defined its proposal to use its existing authority under MTCA to develop cleanup standards for PFOA, PFOS, PFNA, PFHxS, and PFBS. Recommendation 2.1 has been refined to reflect this future activity.

Health is pursuing activities to protect human health from adverse impacts of environmental PFAS contamination based on data collected since PFAS CAP development began. Health is currently developing fish consumption advisories for PFOS in freshwater fish based on Ecology fish sampling data. Health received additional data from Ecology in 2019 to provide an adequate basis for a fish consumption advisory. Health is reviewing these data and re-evaluating screening levels and considering recent changes in recommended oral intake.

2.1 Establish PFAS cleanup levels for soil and groundwater

Recommendation

- Using existing authority under MTCA, Ecology plans to develop cleanup levels for PFOA, PFOS, PFNA, PFHxS, and PFBS, the five PFAS for which the SBOH is planning to promulgate state action levels in 2021. Ecology will use SBOH drinking water standards or action levels adopted in rule to develop these cleanup levels.
- Ecology will explore methods for investigation and cleanup of PFAS contamination.
- Ecology will conduct monitoring for PFAS compounds in environmental media (soils, surface water, and sediment) and wildlife tissue to identify sources of contamination and assess exposure.
- Once sufficient supporting data are available, Ecology plans to develop cleanup levels for individual or mixtures of PFAS in soil, sediment, freshwater, and saltwater to protect ecological receptors.
- In this context, the following activities will be implemented to support activity under the recommendations above:
 - Trophic transfer and bioaccumulation of PFAS compounds should be further evaluated in aquatic and terrestrial food webs to further understand exposure.
 - Selected individual PFAS compounds, as well as common PFAS mixtures, should be evaluated for ecotoxicity in aquatic and terrestrial biota, using both laboratory and field methods.
 - Ecological risk assessment should be performed for PFAS compounds by detailing exposure and effects in order to estimate risks to nonhuman biota.
 - An uncertainty analysis should accompany PFAS ecorisk assessment to promote transparency in the risk assessment and communication processes and to more clearly identify data gaps.

- Results of these risk assessments should support potential interventions (for example, species protections) and characterization of potential impacts on ecological services.
- Ecology will provide information to interested parties about cleanup efforts.

Why?

Ecology establishes cleanup levels for hazardous substances in the environment. The cleanup level concentrations, under specific exposure conditions, are considered sufficiently “protective of human health and the environment.” Cleanup levels are expected to protect people, overburdened populations, animals, and plants from potentially harmful exposures to chemicals in the environment. They determine which geographic areas and environmental media have enough contamination to need further evaluation and potential cleanup actions.

Currently, no enforceable federal or Washington state regulatory standards exist to determine whether a site with PFAS contamination requires cleanup or to regulate cleanup of PFAS at contaminated sites. Further, best practices for conducting such a cleanup are not established. Ecological receptors contribute to Washington state’s health and economy overall. Collecting additional data and extending cleanup levels to other environmental media is crucial to protecting them.

Ecology supported PFAS groundwater contamination investigation of the Lower Issaquah Valley Aquifer, by developing investigatory levels for PFOS and PFOA. These were advisory values, not regulatory cleanup levels. Based on information available at the time, the values were expected to be protective of human health and the environment. Formulation of these advisory levels cost Ecology approximately \$42,000. In order to develop regulatory cleanup levels, Ecology will need to continue evaluating the rapidly expanding body of scientific information related to PFAS.

Cost

The cost to develop cleanup standards is being funded out of Ecology’s Toxics Cleanup Program operating budget, and is expected to be similar to the cost of developing the advisory levels described above. This estimate does not include work to collect additional exposure data, nor to develop cleanup levels for other environmental media (sediment and surface water).

Costs to develop and evaluate methods for addressing PFAS contamination are difficult to estimate due to significant uncertainties around:

- How (and in what concentrations) most PFAS affect people, animals, and plants.
- How best to measure the types and amounts of PFAS in the environment.
- How PFAS move through the environment and change over time.
- How to effectively clean up environmental PFAS contamination—including factors like protectiveness, feasibility, and cost.

Ecology is planning to conduct additional environmental monitoring in 2020 and 2021 funded through the approved state [2019 – 2021 supplemental budget](#),⁶⁹ however specific projects have not yet been selected.

2.2 Partner with local organizations in communities with contaminated water or contaminated sites

Recommendation

Department of Health will identify local health departments or community-based organizations to address health equity related to contaminated sites in public communications. Health will coordinate with Ecology to distribute funding to those organizations selected for assistance. Health’s new [Community Engagement Guide](#)⁷⁰ may support this effort.

Funded organizations would:

- Address potential health equity issues through culturally and linguistically informed engagement.
- Find trusted messengers or platforms to deliver audience-tested risk communication messages to engage historically overburdened and higher risk populations.
- Support impacted populations in finding their own solutions through collective action and decision-making.
- Engage the community throughout the course of the public health response, source investigation, and site cleanup.
- Invite area residents to actively participate on advisory committees, in site information meetings, and in public decision-making about remediation.
- Aim to remove participation barriers by providing child care, reducing transportation costs, and planning for convenient meetings times at familiar locations.
- When possible, appropriately compensate community advisors for participation—particularly in areas with low-income populations.

Why?

When testing identifies PFAS in drinking water in a new community, it can be challenging to communicate effectively with area residents.

Communities are unique, and there may be:

- Cultural and language barriers to effective communication.
- Economic, systemic, and social barriers to acting on public health advice.

These barriers disproportionately affect low-income and other historically overburdened communities, including communities of color. During PFAS investigation and mitigation, state agencies should collaborate with local leadership and organizations to strengthen community awareness and engagement.

⁶⁹ <https://ofm.wa.gov/sites/default/files/public/budget/statebudget/20supp/Z-0776.2Operating.pdf>

⁷⁰ <https://www.doh.wa.gov/Portals/1/Documents/1000/CommEngageGuide.pdf>

Community-based and community-led organizations (that are rooted in and that directly serve these communities) can offer meaningful engagement support. For example:

- A recent \$120,000 two-year grant funded a local organization providing educational materials and conducting outreach in a community impacted by industrial activities.
- In one affected community, a local church group volunteered to distribute bottled water to elderly and disabled residents.

Cost

If PFAS are classified as hazardous substances under MTCA, community-led public engagement would be eligible for funding through Ecology's Public Participation Grant program (in the Contaminated Site Project category). Designated PFAS funds should be allocated specifically to PFAS-related impacts to communities.

Local outreach efforts depend on the extent and type of community outreach required for a specific contamination concern. As such, at this time, it is not possible to estimate the funding needed for these efforts.

2.3 Work to prevent PFAS releases from firefighting foam use and manufacturing

Recommendation

Ecology will continue to work proactively with industry, manufacturers, and businesses to eliminate releases to the environment from the use of PFAS-containing AFFF or other manufacturing processes using PFAS.

To address PFAS in AFFF, Ecology would continue implementing the Firefighting Agents and Equipment Toxic Chemical Use law (Chapter [70A.400](#)⁷¹ RCW), as follows:

- Collaborate with users of firefighting foam to develop and share outreach materials and best management practices that address the proper use, storage, and disposal of PFAS-containing AFFF.
- Ensure that industrial use of PFAS-containing AFFF provides for containment procedures along with collection of this foam and contaminated soil or sediment for proper designation and disposal. Costs to industrial users to collect and dispose of released PFAS-containing AFFF include plan development, employee training, methods for containment, and disposal of waste.
- Continue identifying organizations and industries, which store and use AFFF in training and emergency firefighting, including use of AFFF in highway tunnels.
- Assist state and local governments, airport, industry, and fire districts with prioritizing the quantification, disposal and replacement of PFAS-containing AFFF, especially in communities with cumulative impacts, health disparities, and environmental justice considerations.

⁷¹ <https://app.leg.wa.gov/rcw/default.aspx?cite=70A.400&full=true>

- Share information about PFAS-free Class B firefighting foam with users of firefighting foam as information or research is available, including GreenScreen® certifications.
- Provide funding to airports to purchase equipment to test their firefighting capabilities without the use of PFAS foam.
- Conduct compliance and enforcement actions to ensure the law is being followed.

Ecology will work proactively with industry, manufacturers, and businesses to eliminate releases to the environment from the use of PFAS in manufacturing or other processes.

- Ecology will review data from other states and countries to identify industrial or manufacturing uses of PFAS. To identify potential industrial and manufacturing PFAS dischargers, Ecology will also consider data collected under activities conducted through other CAP recommendations. Ecology will use this information to identify industries in Washington that have used or continue to use commercial quantities of PFAS. Ecology will also track future TRI reports (starting 2021) for industries.
- Ecology will evaluate PFAS release potential from those industries which may have, or continue to, use PFAS.
- Ecology will reach out to these industries to discuss their use of PFAS, identify opportunities to switch to safer alternatives, implement best practices, and ensure proper waste management.

Why?

PFAS-containing Class B firefighting foam has been associated with drinking water contamination in Washington state. In their risk-based efforts to identify and mitigate PFAS in drinking water, both the military and Health focus on firefighting foam release sites. However, firefighting foam is not the only likely source of PFAS in state drinking water. Other states that are expanding testing for PFAS in drinking water have identified manufacturing and commercial sources such as:

- Manufacture of waterproof leather shoes.
- Manufacture of parchment paper.
- Taxidermy.
- Textile coating.
- Metal plating and finishing.
- Car washes.
- Pulp and paper mills.

In addition to the manufacturing processes themselves, wastes generated during some manufacturing processes can result in releases of PFAS to the environment if they are improperly managed. More work is needed to understand PFAS use, sources, pathways of exposure, and effects on human health and the environment resulting from industrial use or manufacturing.

Cost

Ecology identified additional foam stockpiles managed by commercial airports, manufacturing, and transportation facilities that represent a large pollution source, but do not currently qualify for the disposal program established under Chapter [70A.400](#)⁷² RCW. Ecology estimates that it will cost between \$500,000 and \$1,500,000 to collect, transport, and dispose of such foam, including 0.25 FTE to manage this program. Ecology has included this cost in its FY 2021 – 2023 budget request.

Ecology has requested approximately \$36,000 for monitoring and compliance activities to be conducted under Chapter 70A.400 RCW in FY 2021 – 2023.

Ecology estimates that supporting industry with investigation and reduction of non AFFF-related PFAS use would require the resources of 0.25 FTE for one year, at the cost of approximately \$50,000. This funding has not yet been budgeted or requested.

3.0 Reduce PFAS in products

A wide variety of industrial, commercial, and consumer products use PFAS. People can be exposed to the PFAS in consumer products when they use products, or as PFAS accumulate in indoor air and dust. Although PFOA and PFOS are not readily absorbed through skin, residues on hands can be absorbed if swallowed.

Previous CAP Recommendations

Interim CAP

The Interim CAP proposed several areas of action pertaining to reducing exposures from products (other than AFFF and firefighting turnout gear, already discussed above):

- Identifying sources of PFAS exposure in the home resulting from PFAS present in carpets, textiles, cosmetics, waxes, and cleaning agents.
- Conducting alternatives assessments for uses of PFAS with the highest potential for human exposure.
- Completing an alternatives assessment of PFAS-containing food contact materials.

Within the timeframe of the issuance and revision of the Interim CAP, the Washington State Legislature adopted the Pollution Prevention for Healthy People and Puget Sound Act (Chapter [70A.350](#)⁷³ RCW), creating a process for Ecology, in consultation with Health, to regulate classes of chemicals in consumer products. The Legislature also adopted the Packages Containing Metals and Toxic Chemicals law (Chapter [70A.222](#)⁷⁴ RCW) restricting PFAS in food packaging materials.

⁷² <https://app.leg.wa.gov/rcw/default.aspx?cite=70A.400&full=true>

⁷³ <https://app.leg.wa.gov/rcw/default.aspx?cite=70A.350&full=true>

⁷⁴ <https://app.leg.wa.gov/rcw/default.aspx?cite=70A.222&full=true>

Ecology is implementing Chapter [70A.350](#)⁷⁵ RCW through the Safer Products for Washington program. The law directs us to work with stakeholders, report to the Legislature, and do four things on a repeating, five-year cycle:

- Identify at least five priority chemicals, based on hazard, exposure, and impacts.
 - The first priority chemicals identified are bisphenols, organohalogen flame retardants, phthalates, polychlorinated biphenyls, and PFAS.
- Identify consumer products that are significant sources of exposure to the priority chemicals for people and sensitive species.
- Determine needed regulatory actions to reduce exposure to people and sensitive species.
- Adopt rules to implement regulatory actions, which could include reporting requirements or restrictions on the use of a chemical in a product.

Under the law, we will identify products that are significant sources of PFAS exposure and determine whether regulatory actions are needed to reduce exposures.

Chapter [70A.222](#)⁷⁶ RCW includes the following restrictions:

- Effective January 2022, prohibits PFAS in plant fiber-based food packaging.
- Requires Ecology to conduct an assessment to identify safer alternative products. This assessment must consider chemical hazard, performance, cost and availability, and exposure.
 - Ecology must submit the findings for external peer review and publish the results in the Washington State Register.
- Requires Ecology to report results to the Legislature before a ban on PFAS in food packaging can take effect.

Preliminary Recommendations

The Preliminary Recommendations moved the consideration of PFAS in products into its own main recommendation, focused on future implementation of Chapter [70A.350](#)⁷⁷ RCW.

Draft CAP

The [Draft CAP](#)⁷⁸ reflected the re-organization of recommendations presented in the Preliminary Recommendations, focusing on implementation of the Safer Products for Washington program as of late summer 2020:

- Recommendation 3.1 recommended that Ecology determine whether safer alternatives are feasible and available for carpets, water and stain resistance treatments, and leather and textile furnishings. Such determinations would be made by June 2022 and would be accompanied by proposed regulatory actions to reduce exposure.

⁷⁵ <https://app.leg.wa.gov/rcw/default.aspx?cite=70A.350&full=true>

⁷⁶ <https://app.leg.wa.gov/rcw/default.aspx?cite=70A.222&full=true>

⁷⁷ <https://app.leg.wa.gov/rcw/default.aspx?cite=70A.350&full=true>

⁷⁸ <https://apps.ecology.wa.gov/publications/summarypages/2004035.html>

- Recommendation 3.2 focused on continuing research to better understand how additional products contribute to PFAS concentrations in homes, workplaces, and the environment and determining whether any of these products should be considered as priority products in the second cycle of Chapter 70A.350 RCW implementation.
- Recommendation 3.3 focused on Ecology’s future activity to propose restrictions of PFAS in priority consumer products when a safer alternative is feasible and available, and the restriction will reduce a significant source of PFAS or protect sensitive populations or species. This recommendation also identified other actions that could be taken outside of the Safer Products for Washington program activity:
 - Gathering input from low-income and other historically overburdened communities, including communities of color.
 - Establishing purchasing preference for products free of intentionally added PFAS.
 - Proposing a ban on the import or sale of products containing phased-out long-chain PFAAs.

Since issuing the Preliminary Recommendations in 2019, we also continued implementing these product laws as follows:

- Under the Safer Products for Washington program Ecology submitted a [report to the Legislature](#)⁷⁹ in July 2020, identifying carpets and rugs, aftermarket water and stain resistance treatments and leather and textile furnishings with PFAS as priority products. Since the summer of 2020, Ecology and Health have developed draft criteria to identify safer, feasible, and available alternatives and used the criteria to determine whether potential alternatives to PFAS are safer, feasible for use in the priority products identified, and available on the market. Following this work, Ecology will determine whether regulatory determinations are necessary and report this to the Legislature by June 1, 2022.
- The Children’s Safe Products Act (CSPA), Chapter [70A.430](#)⁸⁰ RCW, requires manufacturers to annually report the presence of certain chemicals (including PFOS and PFOA) in children’s products sold in Washington state. Ecology implements the law as follows:
 - Ecology receives manufacturer reports and conducts compliance activities.
 - Manufacturer reports are [published online](#).⁸¹
- Ecology has completed—or is conducting—the following work under Chapter 70A.222 RCW:
 - Our analysis has focused on single-use food paper (such as wraps), dinnerware (such as plates) and takeout containers used to serve and transport freshly prepared food.

⁷⁹ <https://apps.ecology.wa.gov/publications/summarypages/2004019.html>

⁸⁰ <https://app.leg.wa.gov/rcw/default.aspx?cite=70A.430&full=true>

⁸¹ <https://hpcds.theic2.org/Search>

- The Departments of Ecology and Health submitted the [PFAS in Food Packaging AA Report to the Legislature](#)⁸² and published the [PFAS in Food Packaging AA](#)⁸³ in February 2021. The report found safer alternatives to PFAS in four types of food packaging: wraps and liners, plates, food boats, and pizza boxes.
- The second AA is being completed in 2021. It is considering whether alternatives exist for PFAS used in flat serviceware, open-top containers, closed containers, bags and sleeves, and bowls. These products include several types of products where no alternatives that met all the criteria in the law were identified.
 - A scope and timeline are available on the [PFAS in food packaging AA website](#).⁸⁴
 - We are working on a pilot program to help users of PFAS-containing food packaging to test out safer alternatives in their businesses and institutions.

3.1 Reduce PFAS exposure from carpets and rugs, water and stain resistance treatments, and leather and textile furnishings

Under Chapter 70A.350 RCW, Ecology identified carpets, water and stain resistance treatments, and leather and textile furnishings as significant sources and uses of PFAS. As required by the law, Ecology is evaluating whether safer alternatives are available and feasible. If such alternatives are available, Ecology could then make regulatory determinations to restrict PFAS in these products, and report these determinations to the Legislature by June 2022.

Beyond the work being conducted under Chapter 70A.350 RCW, we can also propose actions to reduce legacy PFAS-containing carpet and carpet care products remaining in homes, especially in low-income households, where items may be retained past the typical product lifespan.

Recommendation

We recommend that as part of the work conducted under Chapter 70A.350 RCW, the following regulatory actions be considered:

- Requesting that manufacturers:
 - Identify products that contain PFAS.
 - Disclose their use of priority chemicals in product ingredients.
 - Release information on exposure and chemical hazard.
 - Describe the amount and function of PFAS in products.

In addition to the work conducted under Chapter 70A.350 RCW above, we recommend the following actions:

- Implement a purchasing preference policy for PFAS-free carpet. Work with vendors on the state flooring contract to offer PFAS-free carpet on all state master contracts

⁸² <https://apps.ecology.wa.gov/publications/summarypages/2104007.html>

⁸³ <https://apps.ecology.wa.gov/publications/summarypages/2104004.html>

⁸⁴ https://www.ezview.wa.gov/site/alias__1962/37610/pfas_in_food_packaging_alternatives_assessment.aspx

and all agency contracts. Purchasing PFAS-free carpet could result in increased costs to the state.

- If safer alternatives are available, include them in Ecology's [Product Replacement Program](#)⁸⁵ to replace legacy PFAS-containing carpet in community centers, low-income housing, libraries, daycares, and other environments where children may be disproportionately exposed.

Why?

According to EPA, some of the most significant sources of human exposure to nine PFAS in the U.S. are carpets and commercial carpet-care liquids. Treated carpet in homes and offices can contribute to PFAS in indoor environments. Infants and children have higher exposure due to inhalation and ingestion of house dust. California DTSC identified PFAS in carpet as a [priority product](#)⁸⁶ under the Safer Consumer Products program. San Francisco adopted a [comprehensive carpet regulation](#)⁸⁷ prohibiting the use of PFAS.

Cost

The Legislature funds these efforts under the Safer Products for Washington program. As a result of appropriations for the 2019 – 2021 biennium, the 2020 supplemental budget, and the 2021 – 2023 biennium, Ecology received approximately \$1.5 million to implement the program as a whole through 2026. As described in the July 2020 [report to the Legislature](#),⁸⁸ Ecology identified eleven priority products, of which three were PFAS-related (carpets, water and stain resistance treatments, and leather and textile furnishings).

Because Ecology conducts program activities as a whole, it is not possible to distinguish program costs attributed to only the PFAS-related priority products. However, one could approximate the PFAS-related costs as a proportion of entire program costs based on the number of priority products identified (i.e., three of eleven). Thus, the cost of activities associated with PFAS-related priority products under Chapter 70A.350 RCW would be approximately \$409,000.

At this time, Ecology has not estimated the cost of additional actions (i.e., implementing a purchasing preference policy and replacing PFAS-containing carpet under the Product Replacement Program). Ecology is already funding a staff position to coordinate the identification of viable purchasing preference policies with the Washington State Department of Enterprise Services for a number of products, including PFAS-containing carpet.

Establishing the cost of replacing carpet in community centers, low-income housing, libraries, daycares, and other environments where children may be disproportionately exposed would require an estimate of the number of facilities, and the square footage of carpet to be replaced. Funding could then be requested by Ecology's Product Replacement Program.

⁸⁵ <https://ecology.wa.gov/Waste-Toxics/Reducing-toxic-chemicals/Product-Replacement-Program>

⁸⁶ https://www.dtsc.ca.gov/SCP/carpets_and_rugs_containing_pfas.cfm

⁸⁷ https://sfenvironment.org/sites/default/files/policy/regulation_sfe-2018-01-ppo_gbrco.pdf

⁸⁸ <https://apps.ecology.wa.gov/publications/summarypages/2004019.html>

3.2 Identify additional sources and uses of PFAS to consider in the second Safer Products for Washington cycle

The priority products identified in 2020 under the Safer Products for Washington program do not account for all sources and uses of PFAS. Ecology will continue research to better understand how other products contribute to PFAS concentrations in homes, workplaces, and the environment. These include PFAS in:

- Water resistant clothing and gear.
- Nonstick cookware and kitchen supplies.
- Personal care products (e.g., cosmetics and dental floss).
- Cleaning agents.
- Automotive products.
- Floor waxes and sealants.
- Ski waxes.
- Car waxes.

Recommendation

Ecology should engage with overburdened communities regarding consumer products that may contain PFAS. Communities use consumer products differently. Ecology should identify consumer products which might be disproportionately exposing overburdened communities.

Ecology should conduct preliminary investigations into the availability and feasibility of safer alternatives, prior to Phase 2 of Cycle 2 of Safer Products for Washington, for the products listed above. If safer alternatives are identified in the preliminary investigations, outreach should be conducted to increase voluntary adoption in the marketplace.

Ecology should determine if the products listed above are significant sources or uses of PFAS. If so, they should be evaluated during Phase 2 of Cycle 2 of Safer Products for Washington to determine if they should be recommended as priority products. If identified as a priority product in the report to the Legislature, the product will be evaluated to determine if safer alternatives are feasible and available. If they are, Ecology may determine that a restriction or ban is appropriate.

Why?

People are exposed to PFAS in their homes when they use products, and via exposure to house dust that contains PFAS. Ingesting contaminated food and drinking water leads to the greatest portion of chronic exposure to PFAS (specifically to PFOS and PFOA) for the general population.

PFAS-containing products in the home and in some occupations can be additional sources of exposure. High PFAA levels were identified in ski waxes, leather samples, outdoor textiles, and some baking supplies. Studies of indoor air and house dust indicate that PFAS exposure occurs from products in the home, such as carpet care liquids, nonstick cookware, food packaging, and waterproof clothing. Many other consumer products may contain PFAS ingredients (see the list above). Research is needed to understand how these products contribute to human exposure.

Cost

Ecology will make budget requests to fund future cycles of the Safer Products for Washington Program, including consideration of the products listed above.

Ecology estimates that the costs of future cycles of product consideration under Safer Products for Washington would be similar to those incurred to-date (see [Recommendation 3.1](#) above), but could vary based on the complexity and the number of chemical-product combinations considered.

3.3 Implement other reduction actions for PFAS in products

Ecology should investigate uses and regulatory actions to further reduce exposures and releases to the environment from the priority consumer products containing PFAS.

Recommendation

Actions should include:

- Gather input from low-income and other historically overburdened communities, including communities of color. Develop a list of ways to reduce exposure that include low cost and subsidized approaches. These may be particularly important measures to employ in communities with higher exposure from drinking water. No cost estimate is provided to conduct this evaluation or to develop exposure reduction recommendations.
- Establish a purchasing preference policy for products free of intentionally added PFAS. Work with vendors to offer PFAS-free textiles, furniture, and paints. If possible, select products that do not have stain or water resistance or use safer alternatives. Apply this policy to all state master contracts and all agency contracts.
- Consider PFAS as a class when the list of chemicals of high concern to children, WAC [173-334-130](#),⁸⁹ is updated.
- Propose a ban on the import or sale of all products in Washington containing phased-out long-chain PFAAs. Long-chain PFAAs include perfluorinated carboxylates (PFCAs) with seven or more fully fluorinated carbons (for example, PFOA) and perfluorinated sulfonates (PFSAs) with six or more fully fluorinated carbons (for example, PFHxS and PFOS), their salts, and precursor compounds capable of forming long-chain PFAAs.

⁸⁹ <https://apps.leg.wa.gov/wac/default.aspx?cite=173-334-130>

Why?

Actions need to be implemented to remove or reduce levels of PFAS from products that contribute to human or environmental exposure. Removing chemicals from consumer products can reduce chemicals in indoor air and dust. These actions directly impact human and environmental exposures.

PFOS, PFOA, and related long-chain PFAS compounds are mostly phased-out of U.S. production, but are still produced in other countries. Rather than bans, EPA used voluntary phase-outs and Significant New Use Rules (40 Code of Federal Regulations [CFR] 721.9582) under TSCA to reduce their use. It appears to be legal to import long-chain substances into Washington state for commercial uses, and to distribute and sell products containing them.

Cost

No cost estimate is provided to conduct the evaluation of low-income or overburdened communities or to develop exposure reduction recommendations. Exposure reduction actions would be specific to the needs expressed by specific communities.

The costs for banning the import and sale of certain PFAS cannot be estimated. This activity would require legislative action; an estimate for implementing such an action can only be completed once the specifics of any enacted legislation are known.

The costs for considering PFAS as a class when the CHCC is next updated would be included in the staff and agency resources allocated to such an update. Such funding requests have not yet been made.

4.0 Understand and manage PFAS in waste

PFAS are released from products people use in their homes and businesses. These releases travel to municipal wastewater treatment plants (WWTPs) and disposal facilities. PFAS entering and passing through these facilities could impact the environment. Investigating PFAS in Washington's wastewater, landfills, and biosolids is needed to determine PFAS concentrations and inform development of appropriate control actions.

Previous CAP Recommendations

Interim CAP

The Interim CAP identified that handling and disposal of PFAS-containing wastes (including landfilling) required outreach on best management practices.

Preliminary Recommendations

The Preliminary Recommendations explored further evaluation of waste streams that could contain PFAS, creating a dedicated recommendation for evaluating wastewater treatment plant, landfill, and biosolids streams for PFAS contamination.

Preliminary Recommendation 4.1 addressed gathering more information about PFAS in publicly owned WWTP influent and effluent. Ecology received funding to develop and conduct sampling of PFAS in influent and effluent at three municipal WWTPs receiving industrial discharges. This

data would help inform which treatment processes are more effective at transforming and removing PFAS.

Preliminary Recommendation 4.2 addressed gathering more information about PFAS in landfill leachate. The study will sample leachate at selected landfills in the state to determine the range of values for 33 PFAS substances. Values will be compared to landfills across the country, and the data will be used to:

- Evaluate potential differences in amount of PFAS across landfill cells of different ages.
- Determine whether specific waste streams lead to higher PFAS values. This will identify disposed waste that is likely to release PFAS to leachate.

Draft CAP

The Preliminary Recommendations 4.1 through 4.3 were included in the Draft CAP and are carried forward in the CAP below.

Ecology began implementation of the WWTP and landfill leachate studies in 2020:

- As part of Recommendation 4.1, sampling of WWTPs was completed—in response to comments on the Draft CAP, the sampling included facilities that also produce reclaimed water. A report is expected to be completed by the end of 2021.
- Phase I of the landfill leachate sampling program was planned and samples taken in 2020. Ecology received the PFAS laboratory analytical data in the Spring of 2021 and the data is currently undergoing review and analysis. A final report on Phase I of the PFAS Leachate Study is expected to be completed by the end of 2021. The study sampled leachate at selected landfills from across the state to estimate a range of values for 40 PFAS substances as well as 20 total oxidizable precursor compounds. Values will be compared to landfills across the country, and the data will be used to:
 - Evaluate potential differences in amount of PFAS across landfill cells of different ages.
 - Investigate whether specific waste streams lead to higher PFAS values. This will identify disposed waste that is likely to release PFAS to leachate.
 - Help determine if any follow-on studies may be needed to evaluate potential impacts to groundwater, soil-gas vapor, and air emissions that are associated with landfill operations.

4.1 Evaluate PFAS in wastewater treatment

Recommendation

Ecology should evaluate PFAS in WWTP influent and effluent to better understand PFAS discharges in Washington state.

- Ecology should develop a study design to sample PFAS in three different types of WWTPs: those with secondary treatment, nutrient removal, and advanced solids removal. Sampling should include products of selected WWTP unit processes (for example, primary and secondary clarifiers or dechlorination) to help differentiate removal efficiencies of the different treatment types.
- The study design should ensure that the WWTPs that are sampled receive industrial discharges that are likely to contain PFAS, or that have drinking water sources with known PFAS contamination.
- Ecology should identify industries that are likely to generate wastewater containing PFAS.
- Based on the information from the study, Ecology should consider additional monitoring requirements for WWTP dischargers. This should include consideration of whether EPA has developed approved analytical methods for PFAS suitable for WWTP effluent and a regulatory target (a nationally recommended water quality criterion for PFAS) for waters of the state.
- Based on this evaluation, Ecology should require possible PFAS monitoring for some or all domestic and industrial WWTPs.

Why?

PFAS travel from homes, businesses, and industry sources to publicly owned WWTPs. Once they enter the WWTP, PFAS may partition to different media (for example, solids and liquids). PFAS are subject to aerobic and anaerobic biological processes, and transform into terminal PFAS compounds that resist further natural breakdown. Future WWTP design and operation would benefit from a greater understanding of how different wastewater treatment technologies transform PFAS or remove them from the effluent stream.

Cost

Ecology received \$235,000 to conduct a WWTP sampling study by June 30, 2021. Influent, effluent, and biosolids at three municipal WWTPs receiving industrial discharges will be sampled and analyzed. This includes costs for sample analysis, which can range from \$1,000 to \$1,500 per sample, as well as project staff salaries.

The cost of establishing additional monitoring requirements based on the sampling study has not been determined. More funding sources may be needed to complete this work.

4.2 Evaluate landfill PFAS emissions

Recommendation

Ecology will develop a sampling program at selected landfills across the state. The sampling will test for PFAS in leachate, groundwater, and air emissions.

Leachate

The Solid Waste Management program developed Phase I of the program, involving leachate sampling, which has been funded and approved.

Ecology developed the study to better characterize landfill leachate. The study will:

- Sample leachate at selected landfills in the state.
- Determine the range of values for 33 PFAS substances in leachate, and compare to landfills throughout the country.
- Arrive at an estimate of the total PFAS materials in the landfill leachate through Total Oxidized Precursor (TOP) analyses.
- Determine if differences in amount of PFAS occurs in landfill cells of different ages.
- Determine if specific types of waste streams lead to higher PFAS values.
- Identify disposed wastes that are likely to generate PFAS releases to leachate.
- Perform a one-time testing of leachate from approximately 23 landfills.
- Consider additional sampling of leachate for landfills not yet sampled after the initial Phase I is completed. This second step of Phase I may include landfills that are undergoing MTCA cleanups, or landfills that contain specific refuse streams that have been shown to have high PFAS values from the Phase I sampling.

If warranted, Ecology would manage PFAS in landfill leachate long-term by:

- Considering additional monitoring requirements for landfills to test leachate for PFAS using information from the study above.
- Potentially updating the rules (Chapters [173-350](https://apps.leg.wa.gov/wac/default.aspx?cite=173-350)⁹⁰ and [351](https://apps.leg.wa.gov/wac/default.aspx?cite=351)⁹¹ WAC) to require PFAS testing of leachate during landfill monitoring.

Groundwater and Gaseous Emissions

Phase II of the program will sample groundwater and gas emissions at landfills for PFAS. This phase of the program is in the conceptual stage. Landfills to be sampled will be based on the results of the Phase I leachate study. Groundwater will be sampled from existing monitoring wells.

The Solid Waste Management program, in conjunction with the Air Quality program, will develop the gas emissions sampling portion of the program. Ecology will also monitor landfill gas emissions monitoring being conducted by North Carolina State University and Oregon State University.

⁹⁰ <https://apps.leg.wa.gov/wac/default.aspx?cite=173-350>

⁹¹ <https://apps.leg.wa.gov/wac/default.aspx?cite=173-351>

Landfill waste makeup

In parallel to landfill gas emission sampling above, Ecology will continue to research the makeup of PFAS waste entering and potentially currently stored in landfills.

Why?

Landfills contain a variety of waste including inert materials (like wood or ash), disposed consumer products, and various organic wastes and solvents. Decomposing waste and rainfall can create leachate that contains water, metallic ions, acids, and other contaminants including PFAS. Landfills manage these liquids differently, but they can be a point of release of PFAS to the environment if leachate containing PFAS is not collected in a lined system, or when leachate from lined landfills is sent to wastewater treatment.

Cost

The Phase I testing of leachate from 23 landfills has received \$34,500 of funding. It is estimated that the groundwater sampling portion of Phase II will cost approximately \$60,000. An estimate for the sampling of gaseous emissions has not yet been developed.

Adding PFAS monitoring requirements to Chapter [173-350](#)⁹² WAC could take two and a half years and cost up to \$1.1 million. Less complex rulemaking could take two years and cost up to \$260,000. These cost estimates include employee time and expenses, but will vary based on the degree of consultation with Ecology's Assistant Attorneys General.

4.3 Evaluate Washington biosolids management

The information gaps regarding biosolids are significant and currently prevent assessment of risk from PFAS in biosolids land applied in Washington. Any regulatory changes should be founded on defensible data and science-based risk assessments. If scientific modeling is used by Ecology to assess potential PFAS transfer from biosolids to soil or groundwater, realistic model parameters must be used.

Washington biosolids regulation in the near term should ensure sound agronomic land application practices on permitted sites where human exposure is limited. It is premature to add or change regulatory limits given the absence of data from Washington biosolids and problems identified with models and their input parameters.

Recommendation

We recommend the following key steps to address the current data gaps:

- Establish biosolids and soil sample collection and handling methods for PFAS analysis.
- Accredite Washington labs for EPA-validated analysis methods.
- Use EPA-validated analysis methods for biosolids and soils.
- Conduct credentialed third-party review of raw mass spectrometer PFAS data.

⁹² <https://apps.leg.wa.gov/wac/default.aspx?cite=173-350>

- Investigate land application sites where procedures mimic rates and practices under current state rule (Chapter [173-308](#)⁹³ WAC).
- Evaluate realistic exposure pathways.
- Evaluate risk modeling using realistic input values.
- Collaborate with stakeholders to get accurate and precise biosolids data. Initial results should remain anonymous.
- Compile analysis data with statistical review.

To conduct this work, Ecology will collaborate with municipalities managing WWTPs.

Why?

Toxicity, concentration, and pathway of exposure determine the risks contaminants pose to human health and the environment. Fundamental PFAS concentration data to characterize Washington biosolids is lacking. This prevents accurate assessment of PFAS risk resulting from land application under the state biosolids program. The recommendations work toward securing representative PFAS concentration data that is specific to Washington biosolids. Such data supports models that evaluate human health and environmental risks from contamination.

Cost

As of the date of this CAP, it is not possible to precisely estimate costs for fully implementing this recommendation. Based on the cost of sample analysis and the need to sample multiple municipal WWTPs, an initial round of biosolids sampling statewide is preliminarily estimated at \$100,000. Ecology will recruit a senior employee to lead the biosolids data gathering process. Ecology will also submit program funding requests for both sampling and analysis to help with expenses. As indicated under [Recommendation 4.1](#), a limited biosolids sampling and analysis effort will occur as part of funding approved to sample WWTP influent and effluent by 2021.

How health equity and environmental justice goals informed the CAP recommendations

As the recommendations were drafted, agency staff, including health equity and environmental justice (EJ) specialists, considered how the response to PFAS contamination can be equitably focused. Our approach aims to incorporate an EJ framework as we identify and address environmental contamination pathways and types of human exposure considered in the CAP. [Appendix 7, Section 7.6](#), Health Equity and Environmental Justice, reviews the limited information we have related to the intersection of exposure to PFAS and vulnerable and historically overburdened communities. We also recognize that generally speaking, communities who are more exposed to toxic chemicals are not often the same communities with expendable resources to get involved with CAPs, or with environmental policy in general.

As a result of these considerations, we incorporated health equity and EJ elements into the CAP recommendations:

⁹³ <https://apps.leg.wa.gov/wac/default.aspx?cite=173-308>

- Certain communities may not have the financial resources to address high costs of response to PFAS contamination of drinking water supplies, and funding must support an equitable PFAS response. This is included in Recommendation 1.1. Supporting information to this recommendation identifies that “Mitigation planning should aim to minimize cost burdens for lower-income and overburdened communities who are less able to absorb ratepayer cost increases.”
- Recommendation 1.2 includes determining whether vulnerable or overburdened populations may be impacted as a result of PFAS contamination when response resources are prioritized.
- Supporting information for Recommendation 2.1 acknowledges that, “cleanup levels are expected to protect people, overburdened populations, animals, and plants from potentially harmful exposures to chemicals in the environment.”
- Effective communication channels should engage and inform the communities who benefit from tailored outreach. Recommendation 2.2 proposes relying on local community resources to perform effective and equitable outreach to typically underserved populations. Involving overburdened communities requires removing barriers to participation unique to these communities. Funding should be included to compensate expert stakeholders for their time and input, and to cover expenditures for items such as food, childcare, translation and interpretation, and transportation services.
- PFAS contamination resulting from use of AFFF can result in additional health and environmental burdens in communities with cumulative impacts, health disparities, and EJ considerations, and such communities can be prioritized when PFAS-containing AFFF is quantified, disposed, or replaced (Recommendation 2.3).
- Recommendation 3.2 identifies that certain communities use products differently, and that we need to identify those products which might be disproportionately exposing overburdened communities.
- In addition to involving historically overburdened and underserved communities in response to drinking water contamination, we aim to gather input from these communities to address PFAS in products and empower people with information to purchase safer products. Recommendation 3.3 focuses on building these relationships so that low-cost and subsidized approaches can be tailored to community needs.

Future CAP implementation activities will also continue to be informed by and consistent with the requirements of [Engrossed Second Substitute Senate Bill 5141](#).⁹⁴

⁹⁴ <http://lawfilesexternal.leg.wa.gov/biennium/2021-22/Pdf/Bills/Session%20Laws/Senate/5141-S2.SL.pdf?q=20210713132200>

PFAS CAP Requirements

We prepared this CAP to meet the requirements of Chapter [173-333](#)⁹⁵ Washington Administrative Code (WAC): Persistent Bioaccumulative Toxins (PBTs). An advisory process and the requirements of Chapter 173-333 WAC informed our CAP. We conducted public comment on a Draft CAP and considered input received to prepare this CAP.

Advisory committee

Ecology created an external advisory committee to provide stakeholder input and expertise ([WAC 173-333-430\(3\)](#)).⁹⁶ Beginning in 2016, we convened committee members from large and small business sectors, federally recognized tribal governments, community organizations, environmental and public health advocacy groups, local governments, and public health agencies. The following organizations, government agencies, and tribal governments were represented on the advisory committee:

- American Chemistry Council*
- Agency for Toxic Substances and Disease Registry
- Association of Washington Business
- Carpet and Rug Institute**
- City of Issaquah
- Clean Production Action
- Green Science Policy Institute
- Institute of Neurotoxicology & Neurological Disorders
- Island County Public Health
- King County Department of Natural Resources and Parks
- Washington State Patrol, Fire Training Academy
- Naval Facilities Engineering Command Northwest
- Outdoor Industry Association
- Port Gamble S'Klallam Tribe
- Port of Seattle Aviation
- Port of Seattle Fire Department
- Toxic-Free Future
- University of Washington
- Whidbey Island Water Systems Association
- Whitman College***
- Zero Waste Washington

*The American Chemistry Council took over representation for FluoroCouncil in August 2020.

**The Carpet and Rug Institute did not participate on the committee after March 2020.

⁹⁵ <https://app.leg.wa.gov/wac/default.aspx?cite=173-333>

⁹⁶ <https://app.leg.wa.gov/wac/default.aspx?cite=173-333-430>

***A professor from Whitman College is representing academia.

Beginning in January 2016, we convened meetings of the advisory committee and hosted several webinars. These meetings were open to the public. An Interim CAP was published in April 2018, and was [revised in January 2019](#).⁹⁷ We issued [Preliminary CAP Recommendations](#)⁹⁸ with supporting documentation for advisory committee review in July 2019. Their comments, [available on Ecology's PFAS CAP website](#),⁹⁹ were considered while preparing this CAP.

We conducted public outreach via Ecology's PFAS CAP website (where CAP documents are available), [Ecology's PFAS website](#)¹⁰⁰ and [Health's PFAS website](#),¹⁰¹ and by maintaining a [CAP email list](#),¹⁰² through which we distribute information to nearly 400 subscribers.

CAP requirements

In addition to the advisory process, the requirements of WAC [173-333-420](#)¹⁰³ informed the CAP scope. A CAP considers chemical information, production, uses, releases, human health and environmental impacts, and current management approaches. We evaluated the necessary steps and costs of implementing CAP recommendations.

A CAP is advisory in nature. Chapter [173-333-120](#)(1)¹⁰⁴ WAC “does not impose new requirements on persons using or releasing PBTs, and it does not create new authorities.” A CAP does not implement new requirements or mandates on production or use of PFAS. We identify which requirements the Washington State Legislature has enacted and signed into law regarding management of certain PFAS since our process began (see the section [PFAS CAP Recommendations](#) or [Appendix 9: Regulations](#)).

A CAP considers “other chemicals or products that are known or suspected to degrade to the chemical included on the PBT list,” such as PFAS precursors (WAC 173-333-420(1)(b)). Expanding knowledge of PFAS as a class shapes the current regulatory environment in Washington, which views PFAS as “a class of fluorinated organic chemicals containing at least one fully fluorinated carbon atom” (Chapters [70A.222](#),¹⁰⁵ [70A.400](#),¹⁰⁶ and [70A.350](#)¹⁰⁷ Revised Code of Washington (RCW)).

A CAP must consider “the use of available substitutes” (WAC 173-333-420(1)(d)). Our assessment reviews the rapid development of short-chain PFAS to substitute for certain long-chain PFAS. To meet regulatory requirements, we must assess both the opportunities and

⁹⁷ <https://apps.ecology.wa.gov/publications/documents/1804005.pdf>

⁹⁸ https://www.ezview.wa.gov/Portals/_1962/Documents/PFAS/PrelimRecommendations-2019-PFAS-CAP.pdf

⁹⁹ https://www.ezview.wa.gov/site/alias__1962/37105/pfas_chemical_action_plan.aspx

¹⁰⁰ <https://ecology.wa.gov/PFAS>

¹⁰¹ <https://www.doh.wa.gov/CommunityandEnvironment/Contaminants/PFAS>

¹⁰² <http://listserv.ecology.wa.gov/scripts/wa-ECOLOGY.exe?A0=CHEMICAL-ACTION-PLAN>

¹⁰³ <https://app.leg.wa.gov/wac/default.aspx?cite=173-333-420>

¹⁰⁴ <https://app.leg.wa.gov/wac/default.aspx?cite=173-333-120>

¹⁰⁵ <https://app.leg.wa.gov/rcw/default.aspx?cite=70A.222&full=true>

¹⁰⁶ <https://app.leg.wa.gov/rcw/default.aspx?cite=70A.400&full=true>

¹⁰⁷ <https://app.leg.wa.gov/rcw/default.aspx?cite=70A.350&full=true>

constraints that substitutes pose. Therefore, we evaluated the body of research on short-chain PFAS as well as long-chain PFAS.

A CAP must consider recommendations for “switching to (iv)” and “encouraging the development of (v)” safer alternatives (WAC 173-333-420(f)). Evaluation of the “availability and effectiveness of safer substitutes (v)(D)” for PFAS uses must form the basis for recommendations. As such, the CAP considers whether substitutes for long-chain PFAS—primarily short-chain PFAS—are safer.

Finally, WAC 173-333-420(i) allows us to include “other information that Ecology determines is necessary to support the decision-making process.” Commercially available PFAS—even those intended to be long-chain—often contain a mix of PFAS, including short-chain. Therefore, evaluating how only long-chain PFAS behave would result in a partial understanding of the impacts of commercial products and how PFAS degrade.

Research on the safety of short-chain PFAS is ongoing. Human and environmental health implications of short-chain PFAS are uncertain. EPA has acknowledged the need to finalize draft toxicity assessments and develop additional toxicity values for several PFAS.

Short-chain PFAS tend to be more water soluble and more mobile than long-chain PFAS. This means they can move more easily through soil to contaminate groundwater or surface water, and are harder to remove. For example, due to the persistence of even short-chain perfluoroalkyl acids (PFAAs), exposure to these substances will continue regardless of accumulation because bioaccumulation is not required for sustained internal exposure (see [Appendix 6: Ecotoxicology, Section 6.2 Bioaccumulation](#)). If future scientific research finds that exposure to short-chain PFAS poses health risks to people or the environment, mitigation may be more difficult or expensive.

We need to understand the combinations of PFAS in waste streams and how they degrade. Studies note the importance of evaluating exposure to precursors and PFAAs separately when considering toxicological risk. Over time, PFAS released to the environment from manufacturing operations transform into a variety of chemical products. The lifetimes and toxicity of transformation and degradation products contribute to uncertain environmental impacts.

Public comment

A [Draft CAP](#)¹⁰⁸ was issued for review by the advisory committee and the public in October 2020 under WAC [173-333-430\(6\)](#).¹⁰⁹ Comments were accepted through January 21, 2021. During the public review period, we also conducted webinars to inform stakeholders about the updated version of the CAP and to receive verbal comments. [Appendix 11](#) details the public comments received and presents how we considered this input in preparing this CAP.

CAP issuance

This CAP is issued in accordance with WAC [173-333-430\(7\)](#).¹¹⁰ In addition to notification published in the Washington State Register and sent to persons who submitted comments on the Draft CAP, this document is available on the [Ecology PFAS webpage](#)¹¹¹ and found at publication number 21-04-048.

¹⁰⁸ <https://apps.ecology.wa.gov/publications/summarypages/2004035.html>

¹⁰⁹ <https://apps.leg.wa.gov/wac/default.aspx?cite=173-333-430>

¹¹⁰ <https://apps.leg.wa.gov/wac/default.aspx?cite=173-333-430>

¹¹¹ <https://ecology.wa.gov/PFAS>

Acronyms

List of acronyms

General acronyms

Table 1. Acronyms found in the CAP summary.

Acronym	Definition
AA	Alternatives assessment
AWB	Association of Washington Business
AFFF	Aqueous film forming foam
ATSDR	Agency for Toxic Substances and Disease Registry
CAA	Clean Air Act
CAP	Chemical Action Plan
CDC	Centers for Disease Control and Prevention
CFR	Code of Federal Regulations
CHCC	Chemicals of High Concern to Children
COVID-19	Coronavirus disease 2019
CSPA	Children's Safe Products Act
CWA	Clean Water Act
DEPA	Danish Environmental Protection Agency
DOD	United States Department of Defense
DNRP	Department of Natural Resources and Parks
DNS	Determination of non-significance
DON	United States Department of the Navy
DTSC	Department of Toxics Substances Control, California
ECHO	United States Environmental Protection Agency Enforcement and Compliance History
Ecology	Washington State Department of Ecology
EFSA	European Food Safety Authority
EIS	Environmental Impact Statement
EJ	Environmental justice
EPA	United States Environmental Protection Agency
EWG	Environmental Working Group
FTE	Full-time equivalent
FY	Fiscal year
Health	Washington State Department of Health
HEPA	Heads of EPAs Australia and New Zealand
IARC	International Agency for Research on Cancer
IBL	Information by location
INND	Institute of Neurotoxicology & Neurological Disorders
ITRC	Interstate Technology & Regulatory Council
MTCA	Washington State Model Toxics Control Act

Acronym	Definition
NELAP	National Environmental Laboratory Accreditation Program
NWGA	National Ground Water Association
ODW	Washington State Department of Health Office of Drinking Water
OECD	Organisation for Economic Co-operation and Development
OIA	Outdoor Industry Association
OLF	Outlying Landing Field
ppt	Part per trillion
PBT	Persistent bioaccumulative toxin
RCW	Revised Code of Washington
SAL	State action level
SAEPA	South Australia Environment Protection Authority
SBOH	Washington State Board of Health
SEPA	State Environmental Policy Act
SSEHRI	Social Science Environmental Health Research Institute
SWM	Ecology Solid Waste Management Program
TRI	Toxics Release Inventory
TSCA	Toxic Substances Control Act
UCMR3	Third unregulated contaminant monitoring rule
UNEP	United National Environment Programme
WAC	Washington Administrative Code
WTN	Washington Tracking Network
WWTP	Wastewater treatment plant

Chemical Names

Table 2. Chemical name acronyms used in the CAP summary, excluding the general acronyms listed in the table above.

Acronym	Chemical Name
FTOH	Fluorotelomer alcohol
PFAA	Perfluoroalkyl acid
PFAS	Per- and poly-fluorinated alkyl substances
PFBA	Perfluorobutanoic acid
PFBS	Perfluorobutane sulfonic acid
PFCA	Perfluoro-carboxylic acid
PFD	Perfluorodecanoate
PFDA	Perfluorodecanoic acid
PFDS	Perfluorodecane sulfonate
PFDoA	Perfluorododecanoic acid
PFHpA	Perfluoroheptanoic acid
PFHpS	Perfluoroheptane sulfonic acid
PFHxA	Perfluorohexanoic acid

Acronym	Chemical Name
PFHxS	Perfluorohexane sulfonic acid
PFN	Perfluorononanoate
PFNA	Perfluorononanoic acid
PFO	Perfluorooctanoate
PFOA	Perfluorooctanoic acid
PFOS	Perfluorooctane sulfonic acid
PFOSA	Perfluorooctane sulfonamide
PFPeA	Perfluoropentanoic acid
PFPeS	Perfluoropentane sulfonic acid
PFSA	Perfluorooctane sulfonic acid
PFUnA	Perfluoroundecanoate
POSF	Perfluorooctane sulfonyl fluoride

Appendix 1: Chemistry

1.0 Overview

1.0.1 Findings

PFAS are a class of fluorine-containing chemicals with broad application in commercial products. More than 4,730 PFAS have been registered in the Chemical Abstract Service. The Environmental Protection Agency's (EPA) Master List of PFAS Substances includes 9,252 compounds.

Fluorosurfactants are used for their effectiveness in reducing surface energy (of solids) and surface tension (of liquids). Side-chain fluorinated polymers and polyether products help impart oil and grease resistance or soil resistance to food packaging or other substrates. The unique properties of PFAS arise from the strength of the carbon-fluorine bond.

Fluorosurfactants and side-chain polymer PFAS are manufactured from raw materials made by either electrochemical fluorination (ECF) or the telomerization process. Both processes produce end-mixtures of variable composition. The ECF process produces mixtures of various structural shapes (branched or linear chains) and lengths (odd and even). Conversely, telomerization produces a homologous mixture of even chain lengths. Per- and polyfluorinated ethers can be manufactured by several diverse processes, however, comparatively little has been published on the by-products or composition of polyether technical mixtures.

The production and use of long-chain PFAS was voluntarily curtailed in the U.S., Japan, and Western Europe starting in 2002. Following additional regulatory restrictions and voluntary withdrawal campaigns regarding long-chain PFAS, manufacturers in the U.S., Western Europe, and Japan shifted manufacture primarily to shorter-chain PFAS by the end of 2015.

Global PFAS production includes both newer short-chain chemistries and ongoing production of long-chain chemistries in some countries. The transition from legacy products to new chemistries has led to a concurrent increase in what was an already large number of PFAS substances.

This large number of substances—coupled with the fact that products may contain mixtures of target substances, residuals, and contaminants—complicates efforts to understand and characterize PFAS uses, emissions, and impacts.

1.0.2 Introduction

This appendix provides an overview of per- and polyfluoroalkyl substances (PFAS) and a background on their manufacture, and identifies select physical and chemical properties of PFAS relative to their uses. PFAS and their properties have been thoroughly described by others (Buck et al., 2011; Interstate Technology & Regulatory Council [ITRC], 2020a, 2020b; Korzeniowski & Buck, 2019a, 2019b, 2019c).

PFAS are a class of fluorine-containing chemicals with broad application in commercial products. More than 4,730 PFAS have been registered in the Chemical Abstract Service (Organisation for Economic Co-operation and Development [OECD], 2018; Wang et al., 2017).

As of November 2019, EPA's Master List of PFAS includes 9,252 chemical compounds (EPA, 2020).

1.1 Subclasses of per- and polyfluoroalkyl substances (PFAS)

1.1.1 PFAS terminology

This section provides a basic definition of PFAS and establishes how these compounds will be described in this appendix.

Definition of PFAS

Buck et al. (2011) and others have provided thorough discussion of PFAS classification (ITRC, 2020b; Knepper & Lange, 2012). Buck et al. (2011) provides the following definition of PFAS:

...the highly fluorinated aliphatic substances that contain one or more C atoms on which all the H substituents (present in the nonfluorinated analogues from which they are notionally derived) have been replaced by F atoms, in such a manner that they contain the perfluoroalkyl moiety C_nF_{2n+1} .

The definition and terminology surrounding this large group of substances continues to evolve, with the OECD proposing the following definition in 2021 (OECD, 2021):

PFASs are defined as fluorinated substances that contain at least one fully fluorinated methyl or methylene carbon atom (without any H/Cl/Br/I atom attached to it), i.e., with a few noted exceptions, any chemical with at least a perfluorinated methyl group ($-CF_3$) or a perfluorinated methylene group ($-CF_2-$) is a PFAS.

Ordinary **hydrocarbons** contain mostly hydrogen (H) and carbon (C) atoms. However, when the H atoms are completely replaced by fluorine (F) atoms, the substance is described as **perfluorinated**. Figures 3 and 4 provide an example of such perfluorination.

Figure 3 illustrates a non-fluorinated hydrocarbon, octane sulfonic acid. When the hydrogen atoms are replaced by fluorine, one obtains its perfluorinated cousin, perfluorooctane sulfonic acid (PFOS), illustrated in Figure 4.

Figure 4 illustrates the structure of PFOS with all the individual atoms shown. As indicated, PFOS is made up of a chain of carbon (C) and fluorine (F) atoms, with a sulfonic acid tail composed of sulfur (S), oxygen (O), and hydroxyl (OH) components.

Figure 5 simplifies these illustrations. It does not show the C atoms located at the intersection of the straight lines (which represent bonds between the atoms), nor the hydrogens that are attached to carbons. This simplified style will be used throughout the remainder of this appendix.

It is also customary to abbreviate carbon chain-length using the term C_x , where x is replaced by a number indicating the number of carbon atoms in the chain. For example, C_6 would represent a chain length of six carbon atoms.

Figure 3. Non-fluorinated hydrocarbon, octane sulfonic acid.

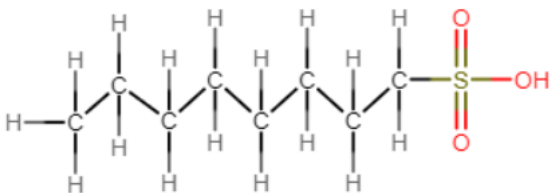


Figure 4. Fluorinated hydrocarbon, PFOS.

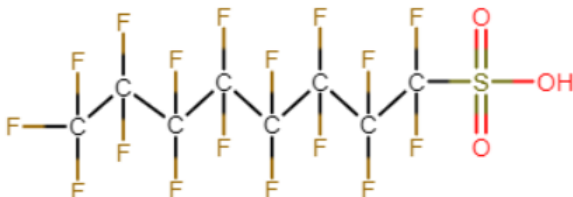
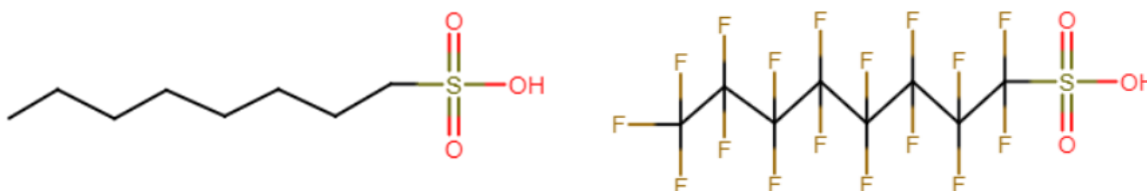


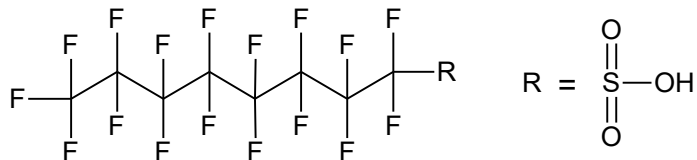
Figure 5. Simplified illustration of octane sulfonic acid (left) and PFOS (right) chemical structure where C and H are not shown.



Moiety (R-group)

A moiety (or R-group) is a part of a molecule that can be found in other types of molecules, and is given a typical name. For convenience, structure illustrations often use R to represent a “functional group” add-on to the main carbon chain. R may represent a single atom or a group of atoms. For the PFOS example used in Figures 3, 4, and 5 above, the sulfonic acid group (SO₃H) is the R-group in PFOS. Figure 6 illustrates the relationship of the R-group (SO₃H) to the remainder of the PFOS chemical structure. Chemical manufacturers may alter the R-group in PFAS to achieve desired properties, such as solubility in a formulation solvent.

Figure 6. PFOS in which the SO₃H functional group is represented by R.



Long-chain versus short-chain PFAS

Much of the regulatory interest around PFAS in the environment has focused on PFOS and PFOA. Both of these chemicals are long-chain assemblages of fluorine and carbon atoms. In scientific literature, researchers distinguish between long-chain and short-chain PFAS as follows (ITRC, 2020b; OECD, 2013).

Long-chain refers to:

- Perfluoroalkyl carboxylic acids (PFCAs) with eight or more carbons (seven or more carbons are perfluorinated).
- Perfluoroalkane sulfonates (PFASs) with six or more carbons (six or more carbons are perfluorinated).

Short-chain refers to:

- Perfluoroalkyl carboxylic acids with seven or fewer carbons (six or fewer carbons are perfluorinated).
- Perfluoroalkane sulfonates with five or fewer carbons (five or fewer carbons are perfluorinated).

Regardless of the chain length distinction described above, and although some PFAS exhibit similarities based on chain length, PFAS behavior is not entirely based on chain length (ITRC, 2020b).

1.1.2 Overview of PFAS

PFAS are a large family of compounds with varying physical and chemical properties. In their manufactured form they can be gases (for example, perfluorobutane), liquids (for example, fluorotelomer alcohols), surfactants (for example, perfluorooctane sulfonate), and high-molecular weight polymer solids (for example, polytetrafluoroethylene [PTFE]) (ITRC, 2020a). The family of PFAS has been subdivided into two primary classes (Buck et al., 2011; ITRC, 2020a). These include polymers and non-polymer substances. Table 3, adapted from Buck et al. (2011), describes this classification and identifies substance types within each subclass.

Each of these PFAS classes is described in additional detail below, and illustrates the class based on example “characteristic” properties, substances, and uses. It is important to note that individual PFAS can be raw materials, compounds used in products, or environmental transformation products. In many cases, raw materials, final manufactured products, or treated articles may contain a mixture of related structures, impurities, residual raw materials, and other contaminants. Similarly, environmental transformation products may result in a mixture of compounds at the emission source based on the ambient conditions causing degradation to occur. Some of these substances are known and well-characterized, but many are unknown. [Appendix 4: Fate and Transport](#) addresses environmental transformation of PFAS in more detail.

Table 3. PFAS classes.

Non-polymers	Polymers
<p><u>Perfluoroalkyl substances</u> Compounds for which all hydrogen atoms on all carbon atoms (except for carbon atoms associated with functional groups) have been replaced by fluorine atoms, such as:</p> <ul style="list-style-type: none"> • (Aliphatic) perfluorocarbons. • Perfluoroalkyl acids. • Perfluoroalkane sulfonyl fluorides. • Perfluoroalkane sulfonamides. • Perfluoroalkyl iodides. • Perfluoroalkyl aldehydes. • Perfluoroalkyl ether acids <p><u>Polyfluoroalkyl substances</u> Compounds for which all hydrogen atoms on at least one (but not all) carbon atoms have been replaced by fluorine atoms, such as:</p> <ul style="list-style-type: none"> • Perfluoroalkane sulfonamido derivatives. • Fluorotelomer-based compounds. • Semifluorinated n-alkanes and alkenes. 	<p>Side-chain fluorinated polymers Variable composition non-fluorinated polymer backbone with fluorinated side chains, such as:</p> <ul style="list-style-type: none"> • Fluorinated acrylate and methacrylate polymers. • Fluorinated urethane polymers. • Fluorinated oxetane polymers. <p>Fluoropolymers Carbon-only polymer backbone with fluorine atoms directly attached, such as:</p> <ul style="list-style-type: none"> • Polytetrafluoroethylene. • Polyvinylidene fluoride. • Polyvinyl fluoride. <p>Perfluoropolyethers Carbon and oxygen polymer backbone with fluorine atoms directly attached to carbon atoms, such as perfluoropolyethers.</p>

1.1.3 Non-polymer PFAS

Most PFAS of interest at environmental release sites are non-polymers (ITRC, 2020b). Non-polymeric PFAS can be subdivided into two classes: perfluoroalkyl substances and polyfluoroalkyl substances.

Table 4 below provides additional classification of perfluoroalkyl substances, their chemical structures, and their uses. This table is in no way comprehensive. It focuses on those substances which have been more prevalently identified with respect to environmental presence or regulatory control (ITRC, 2020b).

Table 5 presents similar information for polyfluoroalkyl substances.

Perfluoroalkyl substances

Perfluoroalkyl substances are fully fluorinated (perfluoro-) alkane (carbon-chain) molecules. Their basic chemical structure is a chain (or tail) of two or more carbon atoms with a charged functional group “head” attached at one end. The functional groups commonly are carboxylic or sulfonic acids, but other forms have been detected, as indicated in Table 4.

PFOS, illustrated in Figure 4 above, is a perfluoroalkyl substance—where F atoms are attached to all possible bonding sites along the C chain of the tail, except for one bonding site on the last

C where the functional sulfonic acid group head is attached. Perfluoroalkyl chains are often represented in a shorthand form as C_nF_{2n+1} , with $n \geq 2$. As noted in Table 4, these PFAS can be present in the form of raw materials, compounds used as commercial products, or intermediate environmental degradation compounds.

As addressed in [Appendix 4: Fate and Transport](#), biotic and abiotic degradation of many polyfluoroalkyl substances may result in the formation of PFAAs. PFAAs are essentially non-degradable, and are the most tested type of PFAS in the environment (ITRC, 2020b). Polyfluoroalkyl substances that degrade to PFAAs are often called “precursors.” PFAAs are sometimes referred to as “terminal PFAS,” because no further degradation products will form from them.

Short-chain PFAAs have been developed and are currently marketed as replacements to phased-out long-chain PFAAs such as PFOS and PFOA. These are discussed in [Section 1.3.4](#) below.

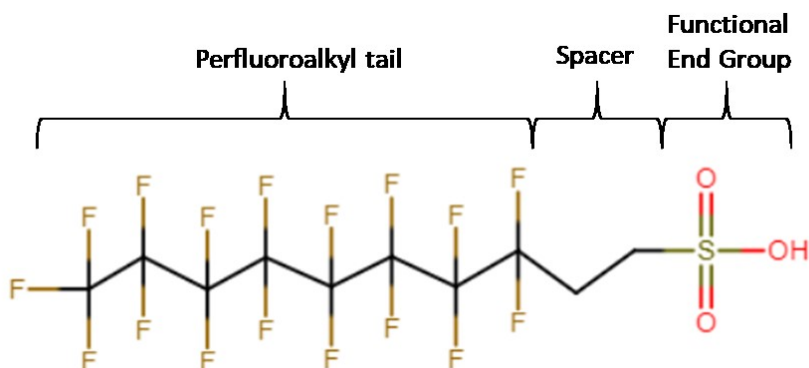
Polyfluoroalkyl substances

Unlike perfluoroalkyl substances, polyfluoroalkyl substances are not fully fluorinated. Instead, they have a non-fluorine atom (typically hydrogen or oxygen) attached to at least one, but not all, carbon atoms, while at least two or more of the remaining carbon atoms in the carbon chain tail are fully fluorinated (ITRC, 2020b).

Fluorotelomer substances are polyfluoroalkyl substances produced by the telomerization process. Perfluoroalkane sulfonamido substances have a fully fluorinated carbon chain tail, but they also contain one or more CH_2 groups in the head of the molecule attached to a sulfonamido spacer (ITRC, 2020b).

In Figure 7, the eight perfluorinated carbons ($n=8$), could be represented as C_8F_{17} , the hydrocarbon spacer as C_2H_4 , and the end group as SO_3H . This mix of a perfluoroalkyl chain and a hydrocarbon spacer results in a **polyfluorinated** carbon chain. The polyfluoroalkyl structures have a numerical prefix based on these structural elements to indicate the number of **perfluorinated** versus **non-fluorinated** C atoms. Figure 7 illustrates the 8:2 fluorotelomer sulfonic acid.

Figure 7. Schematic structure of a polyfluorinated surfactant, the 8:2 fluorotelomer sulfonic acid.



The carbon-hydrogen (or other non-fluorinated) bond in polyfluoroalkyl molecules creates a “weak” point in the carbon chain that is susceptible to biotic or abiotic degradation. As a result, many polyfluoroalkyl substances that contain a perfluoroalkyl $C_nF_{2n+1}R$ group are potential precursor compounds that have the potential to be transformed into PFAAs (ITRC, 2020b). See [Appendix 4: Fate and Transport](#) for additional discussion of the degradation of these substances.

Table 4. Overview of non-polymer perfluoroalkyl PFAS (Buck et al., 2011).

Class	Sub-class	Functional group $C_nF_{2n+1}R$, where R =	Examples	Uses
Perfluoroalkyl acids (PFAAs)	Perfluoroalkyl carboxylic acids (PFCAs) ^a	-COOH	Perfluorooctanoic acid (PFOA) Perfluorononanoic acid (PFNA) Perfluorohexanoic acid (PFHxA)	Surfactant
PFAAs	Perfluoroalkyl carboxylates (PFCAs) ^a	-COO ⁻	Sodium perfluorooctanoate (Na-PFOA) Ammonium perfluorooctanoate (APFO) Ammonium perfluorononanoate (APFN)	Surfactant
PFAAs	Perfluoroalkane sulfonic acids (PFSAs) ^b	-SO ₃ H	Perfluorooctane sulfonic acid (PFOS) Perfluorohexane sulfonic acid (PFHxS) Perfluorobutane sulfonic acid (PFBS)	Surfactant
PFAAs	Perfluorooctane sulfinic acid (PFSIAs) ^b	-SO ₂ H	Perfluorooctane sulfinic acid (PFOSI)	Intermediate environmental transformation product
PFAAs	Perfluoroalkane sulfonates (PFSAs) ^b	-SO ₃ ⁻	Tetraethylammonium perfluorooctane sulfonate (NEt ₄ -PFOS)	Surfactant
PFAAs	Perfluoroalkyl phosphonic acids (PFPAAs) ^c	-P(=O)(OH) ₂	Perfluorooctyl phosphonic acid (C8-PFPA)	Surfactant
PFAAs	Perfluoroalkyl phosphonic acids (PFPIAs) ^c	-P(=O)(OH)	Bis(perfluorohexyl) phosphonic acid (C6/C6-PFPIA)	Surfactant

Class	Sub-class	Functional group $C_nF_{2n+1}R$, where R =	Examples	Uses
PFAAs	Perfluoroalkyl ether carboxylic acids or Perfluoroalkyl ether sulfonic acids (PFECA/PFESA) ^c	Various Example: - (C_mF_{2m})COOH	Hexafluoropropylene oxide (HFPO) dimer acid "GenX"	Polymer processing aid
Perfluoroalkane sulfonyl fluorides (PASFs) ^b	N/A	-SO ₂ F	Perfluorooctane sulfonyl fluoride (POSF) Perfluorobutane sulfonyl fluoride (PBSF)	Raw material for surfactant and surface protection products
Perfluoroalkane sulfonamides (FASAs) ^b	N/A	-SO ₂ NH ₂	Perfluorooctane sulfonamide (FOSA)	Raw material for surfactant and surface protection products
Perfluoroalkanoyl fluorides (PAFs) ^b	N/A	-COF	Perfluorooctanoyl fluoride (POF)	Raw material for PFOA made by the ECF process; raw material for surfactant and surface protection products
Perfluoroalkyl iodides (PFAIs) ^c (Telomer A)	N/A	-I	Perfluorohexyl iodide (PFHxI) Perfluorooctyl iodide (PFOI)	Raw material for surfactant and surface protection products
Perfluoroalkyl aldehydes and aldehyde hydrates (PFALs) ^c	N/A	-CHO and -CH(OH) ₂	Perfluorononanal (PFNAL)	Intermediate environmental transformation product

Notes:

- a: Substances originating by either electrochemical fluorination (ECF) or fluorotelomer processes.
- b: Substances originating by the ECF process.
- c: Substances originating by the fluorotelomer process.

Table 5. Overview of non-polymer polyfluoroalkyl PFAS (Buck et al., 2011).

Class	Sub-class	Functional group $C_nF_{2n+1}R$, where R =	Examples	Uses
Perfluoroalkane sulfonamido substances ^a	N-alkyl perfluoroalkane sulfonamides (MeFASAs, EtFASAs, BuFASAs)	-SO ₂ NH(R') where R' = C _m H _{2m+1} (m=1,2,4)	N-methyl perfluorooctane sulfonamide (MeFOSA) N-ethyl perfluorobutane sulfonamide (EtFBSA) N-butyl perfluorooctane sulfonamide (BuFOSA)	Major raw material for surfactant and surface protection products
Perfluoroalkane sulfonamido substances ^a	Perfluoroalkane sulfonamidoethanols (FASEs) and N-alkyl perfluoroalkane sulfonamidoethanols (MeASEs, EtFASEs, BuFASEs)	- SO ₂ N(R')CH ₂ CH ₂ OH where R' = C _m H _{2m+1} (m = 1,2,4)	N-ethyl perfluorobutane sulfonamidoethanol (EtFBSE) Perfluorooctane sulfonamidoethanol (FOSE)	Raw material for surfactant and surface protection products
Perfluoroalkane sulfonamido substances ^a	N-alkyl perfluoroalkane sulfonamidoethyl acrylates and methacrylates (MeFAS(M)ACs, EtFAS(M)ACs, BuFAS(M)ACs)	- SO ₂ N(R')CH ₂ CH ₂ OC- (O)CH=CH ₂ and SO ₂ N(R')CH ₂ CH ₂ OC- (O)C(CH ₃)= CH ₂ where R' = C _m H _{2m+1} (m=1,2,4)	N-ethyl perfluorooctane sulfonamidoethyl acrylate (EtFOSAC)	Raw material for surfactant and surface protection products
Perfluoroalkane sulfonamido substances ^a	Perfluoroalkane sulfonamidoacetic acids (FASAAs) and N-alkyl perfluoroalkane sulfonamidoacetic acids (MeFASAAs, EtFASAAs, BuFASAAs)	- SO ₂ N(R')CH ₂ COOH where R' = C _m H _{2m+1} (m=0,1,2,4)	N-ethyl perfluorooctane sulfonamidoacetic acid (EtFOSAA)	Intermediate environmental transformation product

Class	Sub-class	Functional group $C_nF_{2n+1}R$, where R =	Examples	Uses
Fluorotelomer substances ^b	Semifluorinated n-alkanes (SFAs) and alkenes (SFAenes)	$-(CH_2)_mH$ and $-CH=CH(CH_2)_mH$, with $m = 2-16$	(Perfluorooctyl)ethane (F_8H_2)	Ski wax, medical applications
Fluorotelomer substances ^b	n:2 Fluorotelomer iodides (n:2 FTIs)	$-CH_2CH_2I$	8:2 Fluorotelomer iodide (8:2 FTI)	Raw material for surfactant and surface protection products
Fluorotelomer substances ^b	n:2 Fluorotelomer olefins (n:2 FTOs)	$-CH=CH_2$	6:2 Fluorotelomer olefin (6:2 FTO)	Raw material for surfactant and surface protection products
Fluorotelomer substances ^b	n:2 Fluorotelomer alcohols (n:2 FTOHs)	$-CH_2CH_2OH$	4:2 Fluorotelomer alcohol (4:2 FTOH)	Raw material for surfactant and surface protection products
Fluorotelomer substances ^b	n:2 Unsaturated fluorotelomer alcohols (n:2 FTUOHs)	$-CF=CHCH_2O$ H	8:2 Unsaturated fluorotelomer alcohol	Intermediate environmental transformation product
Fluorotelomer substances ^b	n:2 Fluorotelomer acrylates (n:2 FTACs) and methacrylates (n:2 FTMACs)	$-CH_2CH_2OC(O)CH=CH_2$ and $-CH_2CH_2OC(O)C(CH_3)=CH_2$	6:2 Fluorotelomer acrylate (6:2 FTAC) 6:2 Fluorotelomer methacrylate (6:2 FTMAC)	Raw material for surfactant and surface protection products
Fluorotelomer substances ^b	n:2 Polyfluoroalkyl phosphoric acid esters, polyfluoroalkyl phosphates, fluorotelomer phosphates (PAPs)	$(-CH_2CH_2O)_x-$ $P(=O)(OH)_{3-x}$ where $x = 1$ or 2	10:2 Fluorotelomer phosphate monoester (10:2 monoPAP)	Surfactant and surface protection products
Fluorotelomer substances ^b	n:2 Fluorotelomer aldehydes (n:2 FTALs) and unsaturated aldehydes (2 FTUALs)	$-CH_2CHO$ and $-CF=CHCHO$	8:2 Fluorotelomer aldehyde (8:2 FTAL) 8:2 Fluorotelomer unsaturated aldehyde (8:2 FTUAL)	Intermediate environmental transformation product

Class	Sub-class	Functional group $C_nF_{2n+1}R$, where R =	Examples	Uses
Fluorotelomer substances ^b	n:2 Fluorotelomer carboxylic acids (n:2 FTCA) and unsaturated carboxylic acids (n:2 FTUCAs)	-CH ₂ COOH and – CF=CHCOOH	8:2 Fluorotelomer carboxylic acid (8:2 FTCA) 8:2 Fluorotelomer unsaturated carboxylic acid (8:2 FTUCA)	Intermediate environmental transformation product
Fluorotelomer substances ^b	n:3 Saturated acids (n:3 Acids) and n:3 Unsaturated acids (n:3 UAcs)	- CH ₂ CH ₂ COO H and – CH=CHCOO H	7:3 Acid, 7:3 UAcs	Intermediate environmental transformation product
Fluorotelomer substances ^b	n:2 Fluorotelomer sulfonic acids (n:2 FTSA)	- CH ₂ CH ₂ SO ₃ H	6:2 Fluorotelomer sulfonic acid (6:2 FTSA)	Surfactant and environmental transformation products
Miscellaneous	Polyfluoroalkyl ether carboxylic acids & others Perfluoropolyethers	e.g., – O(C _m F _{2m})– OCHF(C _p F _{2p}) COOH e.g., – O(C _m F _{2m} O–) _n CF ₃	4,8-Dioxa-3H-perfluorononanoic acid	Perfluoro-polyether oils and lubricants Alternative fluoropolymer processing aid (as ammonium salt)

Notes:

- a: Substances originating by electrochemical fluorination (ECF) process.
- b: Substances originating by fluorotelomer process.

Table 6. Overview of polymeric PFAS (Buck et al., 2011).

Class	Sub-class	Examples	Uses
Fluoropolymers: Carbon-only polymer backbone with F directly attached to backbone C atoms	N/A	$-(CF_2CF_2)_n-$ Polytetrafluoroethylene (PTFE) $-(CH_2CF_2)_n-$ Polyvinylidene fluoride (PVDF) $-(CH_2CHF)_n-$ Polyvinyl fluoride (PVF) $-(CF_2CF_2)_n-(CF(CF_3)CF_2)_m-$ Fluorinated ethylene propylene (FEP)	Plastics
Perfluoropolyethers: Ether polymer backbone with F atoms directly attached (PFPEs)	N/A	Examples: $F-(C_mF_{2m}O)_nCF_3$ $HOCH_2O-[C_mF_{2m}O-]_nCH_2OH$ -where $C_mF_{2m}O$ represents $-CF_2O-$, $-CF_2CF_2O-$, and/or $-CF(CF_3)CF_2O-$ units distributed randomly along the polymer backbone	Functional fluids, surfactants, and surface protection products
Side-chain-fluorinated polymers: Nonfluorinated polymer backbone with fluorinated side chains, ending in $-C_nF_{2n+1}$	Fluorinated acrylate and methacrylate polymers	Acrylate: Backbone- $CH-C(O)O-X-C_nF_{2n+1}$ Methacrylate: Backbone- $C(CH_3)-C(O)O-X-C_nF_{2n+1}$ -where X is $-CH_2CH_2N(R')SO_2-$ with $R' = -C_nH_{2n+1}$ ($n=0,1,2,4$) or $-CH_2CH_2-$	Surfactants and surface protection products
Side-chain-fluorinated polymers	Fluorinated urethane polymers	Backbone- $NHC(O)O-X-C_nF_{2n+1}$ -where X is either $-CH_2CH_2N(R'O)SO_2-$ with $R' = C_nH_{2n+1}$ ($n=0,1,2,4$) or $-CH_2CH_2-$	Surfactants and surface protection products
Side-chain-fluorinated polymers	Fluorinated oxetane polymers	Backbone- CH_2OCH_2-R -where $R = -CF_3$, $-C_2F_5$ or $-CH_2C_4F_9$	Surfactants and surface protection products

1.1.4 Polymeric PFAS

Polymers are large molecules formed by combining many identical smaller molecules (monomers) in a repeating pattern (ITRC, 2020b). Polymeric substances in the PFAS family include fluoropolymers, polymeric perfluoropolyethers, and side-chain fluorinated polymers. Table 6 provides an overview of polymeric PFAS, their chemical structures, and their uses.

In general, polymeric PFAS are currently believed to pose less immediate human health and ecological risk relative to some non-polymer PFAS (ITRC, 2020b). However, some polymeric PFAS incorporate one or more PFAS monomer(s) during their synthesis. Any degradation of these polymers, during or after their useful lifetime, may lead to release of PFAS to the environment (Buck et al., 2011).

Fluoropolymers

Fluoropolymers contain F bound to one or both of the olefinic C atoms, to form a perfluorinated C-only polymer backbone with F atoms directly attached to it (Buck et al., 2011).

Fluoropolymers have been found to have thermal, chemical, photochemical, hydrolytic, oxidative, and biological stability (Henry et al., 2018; Korzeniowski & Buck, 2019a). They are almost insoluble in water and not subject to long-range transport. With very high molecular weight (greater than 100,000 Da), fluoropolymers cannot cross the cell membrane. They are neither bioavailable nor bioaccumulative. Clinical studies of their use in medical devices has demonstrated lack of chronic toxicity or carcinogenicity and no reproductive, developmental, or endocrine toxicity.

Fluoropolymers can only be destroyed or degraded to HF and CO₂ under municipal waste incineration conditions. The manufacture of some fluoropolymers may require use of PFAS monomers as a processing aid, added in very small levels, and traditionally composed of PFOA or PFNA. Although the manufacturing process intends to remove the fluorosurfactants by drying or high cure temperatures, residual surfactants may remain on the product (Guo et al., 2009). U.S. manufacturers have discontinued the use of PFOA (see [Appendix 9: Regulations, Section 9.2.1 Environmental Protection Agency](#)) and PFNA salts.

Perfluoropolyethers

Perfluoropolyethers (PFPEs) are polymers in which the backbone -CF₂-, -CF₂CF₂-, and possibly -CF(CF₃)CF₂- units are separated by O atoms (Buck et al., 2011). Because the repeating units of these PFPEs contain only two or three perfluorinated C atoms per O atom, their degradation cannot lead to the formation of long-chain PFCAs.

Perfluoropolyether polymers have thermal, chemical, photochemical, hydrolytic, oxidative, and biological stability. They are practically insoluble in water and hydrocarbons, and not subject to long-range transport (Korzeniowski & Buck, 2019a).

Side-chain fluorinated polymers

Unlike fluoropolymers and perfluoropolyethers, side-chain fluorinated polymers do not have perfluorinated or polyfluorinated polymer backbones, but are composed of variable composition backbones with polyfluoroalkyl (and possibly perfluoroalkyl) side chains (Buck et al., 2011). In particular, three groups of side-chain fluorinated polymers (acrylate or methacrylate, urethane, and oxetane) may be able to sever from the polymer chain to form PFAS shown in Tables 4 and 5.

Buck et al. (2011) notes that this transformation process can occur over periods greater than 1,000 years and may result in small amounts of PFAS—meaning a small overall contribution of long-chain PFAS to the environment relative to other sources. However, other studies have shown degradation of these polymers in shorter time frames (Rankin et al., 2014; Washington & Jenkins, 2015; Washington et al., 2015). This topic is discussed further in [Appendix 4: Fate and Transport](#).

1.2 Select physical and chemical properties of PFAS

Physical and chemical properties of PFAS have been extensively described in scientific literature (for example, but not limited to, Buck et al., 2011). PFAS have some unique and valuable properties when compared with non-fluorinated hydrocarbon chemicals of similar structure (Krafft & Riess, 2015). The purpose of this section is to identify significant PFAS characteristics relevant to their commercial use and significant characteristics impacting how they may enter the environment. [Appendix 4: Fate and Transport](#) addresses specific PFAS degradation pathways in detail.

1.2.1 Resistance to extreme environments

Fluorine forms an extraordinarily strong bond with carbon, and when fluorine completely replaces hydrogen in an alkyl chain of carbons, the resulting substance is much more resistant to thermal or chemical attack than a similar fluorine-free hydrocarbon. As a result, PFAS are often preferred for use in extreme environments (high temperatures, strongly reactive conditions, etc.). These same characteristics are responsible for the extreme environmental persistence of perfluorinated substances—they are completely resistant to naturally occurring breakdown mechanisms. See more on this in [Appendix 4: Fate and Transport](#).

1.2.2 Surfactants and emulsifiers

PFAS treatments or polymer coatings are often used to create low surface energy materials, preventing the spread of water or oils on their surface. Fluoropolymers, such as polytetrafluoroethylene (PTFE), are un-wettable in that both oil and water will “bead-up” on PTFE surfaces. Common applications include thin fluoropolymer linings in hydraulic tubing, linings for chemical and pharmaceutical processing equipment, and breathable membranes for garments. Side-chain polymers or perfluoropolyethers derived from PFAS can be used to coat surfaces on a molecular scale, imparting oil and water (i.e., stain) resistance at the individual fiber level in textiles, fabrics, or carpets.

Other PFAS are added to liquid formulations and function mostly as surface-active agents (surfactants) or emulsifiers. Surfactants are commonly used to affect wetting and spreading of liquids (Knepper & Lange, 2012). When a surfactant is added to water, the normally high surface tension is reduced, and droplets behave more like oil droplets, spreading on the polyethylene surface. Fluorinated surfactants are effective at reducing surface tension in both oil- and water-based products to promote wetting and spreading. These properties are important in many applications, for example paints which must cover surfaces uniformly and completely, or inks which need to achieve full coverage on printing plates.

When surfactant properties are combined with a need for chemical inertness or resistance to high temperature, PFAS can have distinct advantages over traditional hydrocarbon surfactants or materials (Krafft & Riess, 2015).

1.2.3 Modifications for PFAS chemical function

Formulating a product from a mixture of chemical ingredients and solvents is complex. A surfactant may play multiple roles and needs to meet other functional requirements (color, temperature, stability, etc.). In a floor polish, the surfactant improves wetting and spreading, but also helps achieve a smooth, glossy finish through its effect on surface tension as the polish dries. Several surfactants may be used in a single product, with hydrocarbon surfactants used to keep ingredients dispersed and fluorinated surfactants used to promote wetting. The individual constituents must work well together in the complete system of ingredients for the product to function as intended. PFAS products are therefore carefully designed to achieve multiple characteristics upon their intended use.

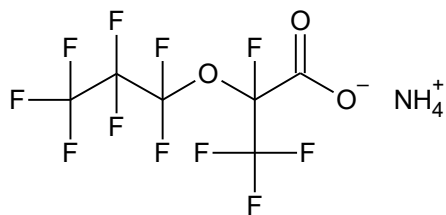
Hydrocarbon surfactants are often described as having a head and a tail. The tail is often a long alkyl chain and relatively insoluble in water (hydrophobic). In contrast to the tail, the head is typically more compact, and often hydrophilic, or water-loving. Most surfactants for water-based applications orient at the surface of the liquid, with the tail portion extending out and over the surface at the molecular level and the head-only immersed in liquid. The head is equivalent to the R-group described in Section 1.1.1 above.

As described in [Section 1.1.1](#) above, many fluorosurfactants have a similar design, but the fluorocarbon tail is insoluble in both oil and water (both oleophobic and hydrophobic). Most often, the tail is a perfluorinated carbon chain. The head varies more widely and is chosen so that surfactants will perform certain functions in each product application. For example, a fluorinated surfactant for a water-based paint application usually has an R-group that is hydrophilic (water-loving). Sulfonic acid or carboxylic acid R-groups work well in these applications, so both PFOS and PFOA were used for water-based applications.

In some applications, heteroatoms, like oxygen (O), may be introduced into the fluorinated tail. The resulting perfluoroalkyl ether surfactants are currently used as processing aids in emulsion polymerization, where they replace legacy processing aids like ammonium perfluorooctanoate (APFO), the ammonium salt of PFOA. One example is the ammonium salt of perfluoro-2-propoxypropanoic acid (PFPrOPrA), also called hexafluoropropylene oxide dimer acid (HPFO-DA) and known by the trade name used for this process, called GenX. Perfluoroalkyl ether carboxylic acids (PFECAs) and perfluoroalkyl ether sulfonic acids (PFESAs) contain O-atoms

interspersed among (typically) short perfluorinated chains (Sun et al., 2016). Figure 8 provides an illustration of the structure of PFPrOPrA.

Figure 8. The ammonium salt of PFPrOPrA/HPFO-DA (also known as GenX).

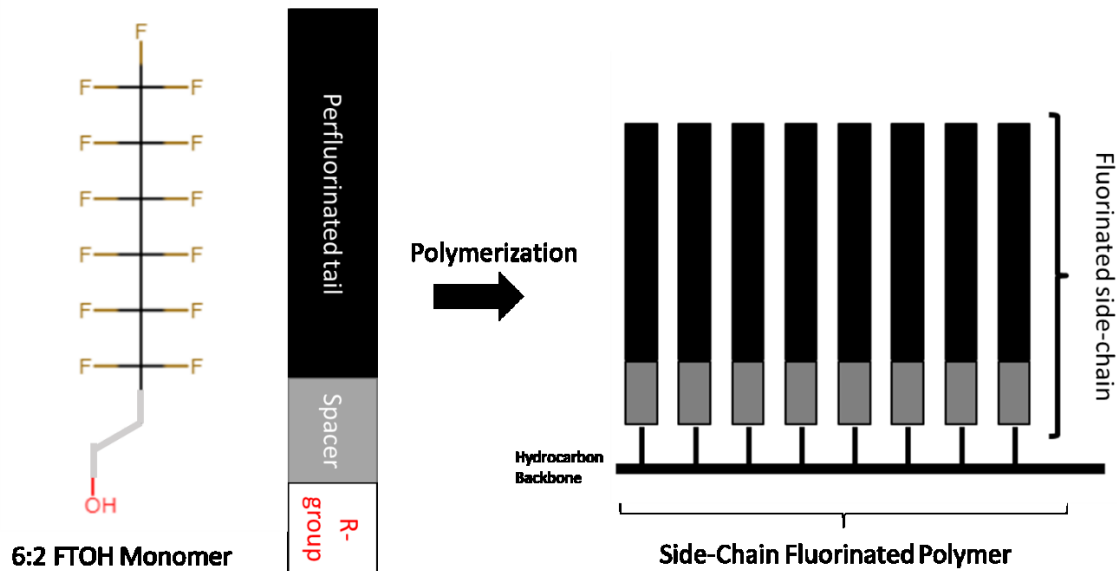


The basic head and tail concept is a bit different in polyfluorinated surfactant design. As illustrated in Figure 9, using 6:2 FTOH as an example, manufacturers have introduced a hydrocarbon spacer (grey portion in center) between the perfluorinated tail (black portion, left) and the head-group (white portion, right). The hydrocarbon “spacer,” often a two-carbon group, extends the combined surfactant tail length. Some reports suggest that the use of a spacer helps to balance function and toxicity as manufacturers have moved to shorter perfluorinated chains (Renner, 2006).

Very similar fluorinated monomer structures as those used in surfactants are used in the production of polymeric surface treatment or impregnation products for textiles and paper. R-groups such as acrylate or methacrylate form fluoroalkyl acrylate and methacrylate monomers. These may be combined with non-fluorinated monomers. The monomers are polymerized to form a non-fluorinated hydrocarbon backbone with fluorinated side-chains, like teeth on a comb. These are commonly called “side-chain polymers.” Side-chain polymers are often sold as aqueous dispersions and used for surface treatment or impregnation of textiles, carpets, and paper products, among other uses. Side-chain polymers are not themselves considered surfactants.

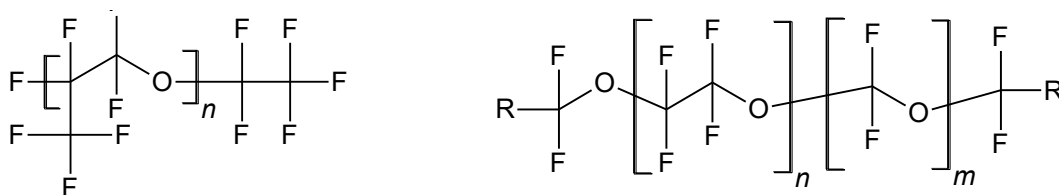
Figure 9 provides an illustration of a side-chain polymer. In the schematic (right), the solid line at the base represents the main, non-fluorinated polymer backbone. Fluorinated side-chains (black bars) are bonded to the backbone through reactions with the hydrocarbon spacer group (gray bar). The treated surface is at the bottom of the figure with the air interface at the top. The structure on the right is a typical example of one “tooth” of the comb.

Figure 9. Fluorinated side-chain polymer, typical of stain-resistant surface treatments for textiles.



Another example of substance tailoring is that of perfluoropolyether (PFPE) substances, which include repeating structural ether units, as illustrated in Figure 10 by the bracketed structures with subscripts. Depending on the number of repeating ether-units, these will vary in molecular weight and in their physicochemical properties. PFPE includes different length ether units that repeat (“n” or “m” times) and variable R groups that can be tailored by application requirements (Solvay Company, 2015). One manufacturer reports that “n” can vary from 10 to 60 (Krytox, 2020). PFPEs are used as surfactants, functional fluids, and to modify properties of other polymers such as polyurethane.

Figure 10. Possible chemical structure of perfluoropolyether (PFPE).



The expertise to fine-tune these surfactant, side-chain fluoroalkyl polymer, and perfluoropolyether structures is highly valued intellectual property and may be one reason why the details of these structures are often not publicly disclosed. The first chapter in Knepper and Lange (2012) contains many examples of fluorinated chemicals, their associated applications, and relevant literature citations.

1.2.4 Solubility in water

PFAS can have varying solubility in water (Ross & Hurst, 2019). Pancras et al. (2016) compiled solubility data for a variety of PFAS. PFCAs (PFBA, PFPeA, PFHxA, PFHpA, and PFOA) and PFSAAs (PFBS, PFPeS, PFHxS, PFHpS, and PFOS), in general, have high solubility, with decreasing solubility as chain length increases. This is one reason why these PFAS have been transported throughout the environment. On the other hand, fluorotelomer alcohols (FTOHs) are, in general, more hydrophobic than PFAAs, and also have decreasing solubility as chain length increases.

Solubility of PFAS is further affected by the chemical composition of the water medium where they are located. The environment determines the protonation state of PFAS, which in turn affects physical and chemical properties, including solubility. For example, PFAAs are anionic, dissociating in water under most environmentally relevant pHs to form a negatively charged version of the acid along with a dissociated proton. However, under conditions of very low pHs, PFAAs will not dissociate (Johansson, 2017), which changes their properties, such as greatly decreasing their solubility.

In this report, we will most often be discussing anionic PFAS under environmental conditions, since they are the chemicals most often studied and used. However, some PFAS are cationic, zwitterionic, or non-ionic, which can lead to different behavior. As described in [Appendix 4: Fate and Transport](#), for example, cationic PFAS are much more likely to associate with soils and sediment (ITRC, 2020c).

1.3 Manufacturing

Complex chemicals like PFAS generally require several sequential manufacturing steps and utilize multiple chemical raw materials, catalysts, and other additives too numerous to detail here. However, the principle perfluoroalkyl building blocks used for making fluorosurfactants and side-chain fluorinated polymers are manufactured using two main processes: electrochemical fluorination (ECF) and telomerization (Buck et al., 2011; Keppner & Lange, 2012). ECF was licensed for use by 3M in the 1940s; telomerization was developed in the 1970s (Lindstrom et al., 2011; ITRC, 2020a).

As addressed in [Appendix 3: Sources and Uses, Section 3.1.1 Primary Manufacturing](#), PFAS were not, nor are they currently, manufactured in Washington state.

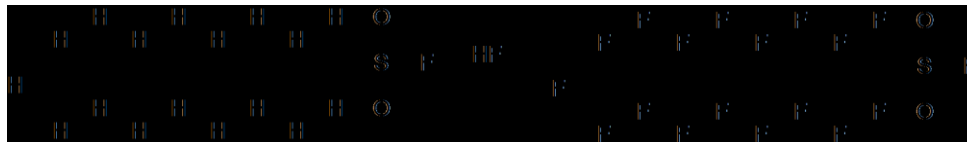
1.3.1 Electrochemical fluorination (ECF)

When a hydrocarbon raw material is combined with hydrofluoric acid (HF), application of a strong electric current can break the H – F bond and create reactive fluoride species. These reactive species replace the hydrogens in the hydrocarbon one-by-one with fluorine resulting in a perfluorinated molecule. ECF produces odd and even numbered chains as well as branched and linear mixtures. ECF was the dominant global method of production (principally by the 3M Company) for both PFOS and PFOA from the late 1940s until their U.S. phase-out beginning around the year 2000, and subsequent 2006 – 2015 stewardship program (De Voogt, 2010; EPA, 2000, 2018).

ECF related production of short-chains PFAS products became available in the 2000s, and ECF production of long-chains was started in Asian countries such as China to fill the void left by the major global manufacturers who exited production (ITRC, 2020a). ECF is still used in both the U.S. and abroad, especially in China, India, and Russia (OECD, 2015).

Perfluorooctane sulfonyl fluoride (POSF) from the ECF process was the basic building block for a wide variety of surfactant and polymer products, including PFOS. Figure 11 illustrates the reaction that produces POSF through ECF.

Figure 11. A schematic of the ECF reaction that forms PFOS.



1.3.2 Telomerization

Following the phase-out of PFOS and PFOA production by ECF, telomerization has become the more dominant process for producing perfluorinated alkyl chain raw materials. Telomerization is a polymerization reaction that results in products with even-numbered carbon chain lengths and a terminal iodide (I) functional group. PFOA can be subsequently made by oxidizing PFI with sulfur trioxide. Insertion of the hydrocarbon ethylene instead of fluorocarbon reactants converts a perfluorinated molecule to a linear polyfluorinated alkyl chain, such as the 8:2 fluorotelomer iodide (8:2 FTI). Figures 12 and 13 respectively illustrate each of these reactions.

Figure 12. Schematic of telogen (perfluoroethyl iodide) reacting with three taxogen units (tetrafluoroethene) to form a perfluorinated product, perfluorooctyl iodide (PFI).



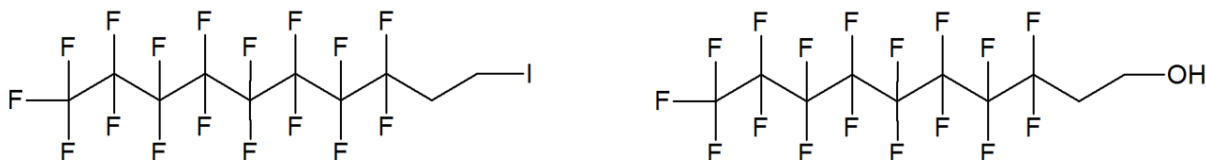
Figure 13. Schematic of PFI further reacting with the hydrocarbon ethene to form the polyfluorinated 8:2 fluorotelomer iodide (FTI).



FTI can be converted to alcohols (FTOHs) and further functionalized for use as fluorotelomer surfactants. Figure 14 provides the example of an 8:2 fluorotelomer iodide shown on the left, and its alcohol counterpart shown on the right. In the case of this fluorotelomer, the “8” refers to the eight perfluorinated carbons, and the “2” refers to the two hydrogenated carbons (Hs not shown) adjacent to the end group. A significant share of the fluorotelomer market is for side-chain fluorinated polymers (Grand View Research Inc., 2020) such as the fluorotelomer acrylates (FTACs), which are made from FTOH monomers, but can also be made via ECF (Rankin, 2015).

Because FTOH have been manufactured more recently, their presence in environmental media can be an indication of more recent contamination sources.

Figure 14. An 8:2 fluorotelomer iodide (left) can be converted to an 8:2 fluorotelomer alcohol (right).



1.3.3 Other processes

As identified in Tables 4 and 5, the per- and polyfluoroalkyl substances described in the previous sections can be used as raw materials or intermediates for commercial products. Some of the main manufacturing processes used to modify these intermediates, such as the addition of functional groups, are well described in Knepper and Lange (2012).

Since the 1970s, several manufacturers have developed independent production paths to produce the many per- and polyfluorinated ether surfactants and perfluoropolyether products available on the market today (Dams & Hinzter, 2016; Knepper & Lange, 2012). Literature has only recently begun to identify and assess these substances (Sun et al., 2016; Wang et al., 2013).

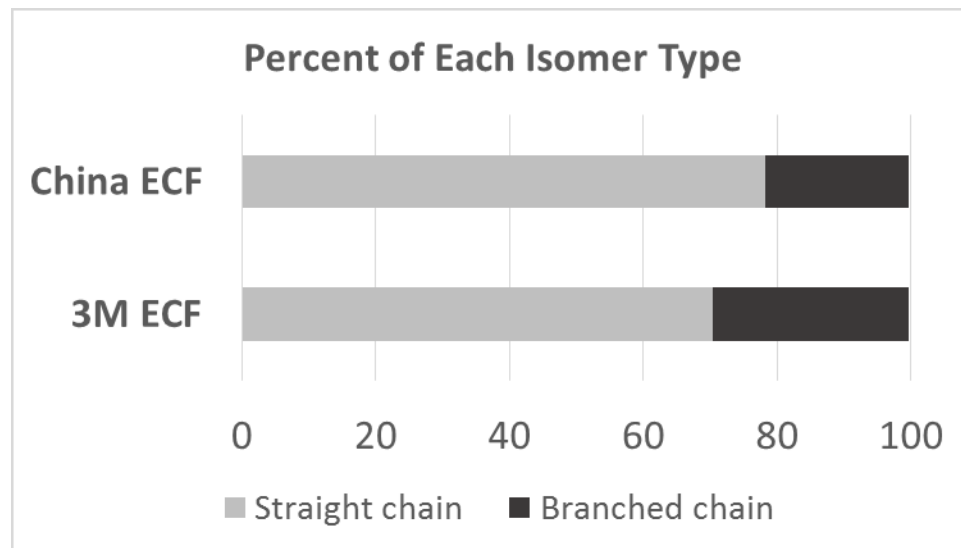
As identified in [Appendix 3, Section 3.1.2 Secondary Manufacturing](#), although several thousand distinct PFAS may have been used worldwide in manufacturing processes since their inception, approximately 200 to 600 PFAS are currently commercially active in the U.S. (Naturvårdsverket, 2016, as cited by Banzhaf et al., 2017; EPA, 2019; Buck et al., 2021).

1.3.4 Technical quality and implications for environmental impacts

While discrete substances, like PFOS or PFOA, are the focus of the discussion of environmental impacts, the ECF and telomerization processes produce a complex mixture of substances rather than pure one-component products. For example, the harsh conditions of the ECF process lead to a variety of unwanted side-reactions. The resulting product mixture may contain both linear and branched chains with both odd and even chain lengths. ECF production targeting PFOA (C8) includes 70 – 80% linear substances (of differing carbon chain lengths) with 20 – 30% branched substances, including even cyclic compounds (De Voogt, 2010).

While ECF mixtures randomly vary, they are sufficiently consistent for forensic application. PFAS environmental contaminants collected in China matched the chain-length profile expected for ECF products, suggesting that nearby manufacturing facilities employ the ECF process (Jiang, 2015). Figure 15 illustrates the isomer composition of two ECF products (adapted from Jiang, 2015). As one would expect, the majority of these ECF products are “normal” or straight-chain isomers, but may contain 20 – 30% of various branched isomers. The top bar represents Chinese ECF production (Defu PFOSK, China). The bottom bar is typical of a 2000-era 3M PFOS. The similarity of the composition confirms that both were manufactured using ECF.

Figure 15. Comparison of two-carbon tetrafluoroethene taxogens manufactured using ECF (Jiang et al., 2015).



The telomerization process also produces a mixture of substances, typically a series of straight chains varying in length by even numbers. For example, production targeting the 6:2 FTI may include minor quantities of 8:2 and 4:2 chain lengths. The two-carbon tetrafluoroethene taxogen (shown in Figure 12) adds about 100 grams per mole (g/mol) in each addition step. The change in properties between the C_n to C_{n+2} homologue allows for purification by distillation (Krafft & Riess, 2015). The extent to which manufacturers purify their products or otherwise control for by-product content is not well understood.

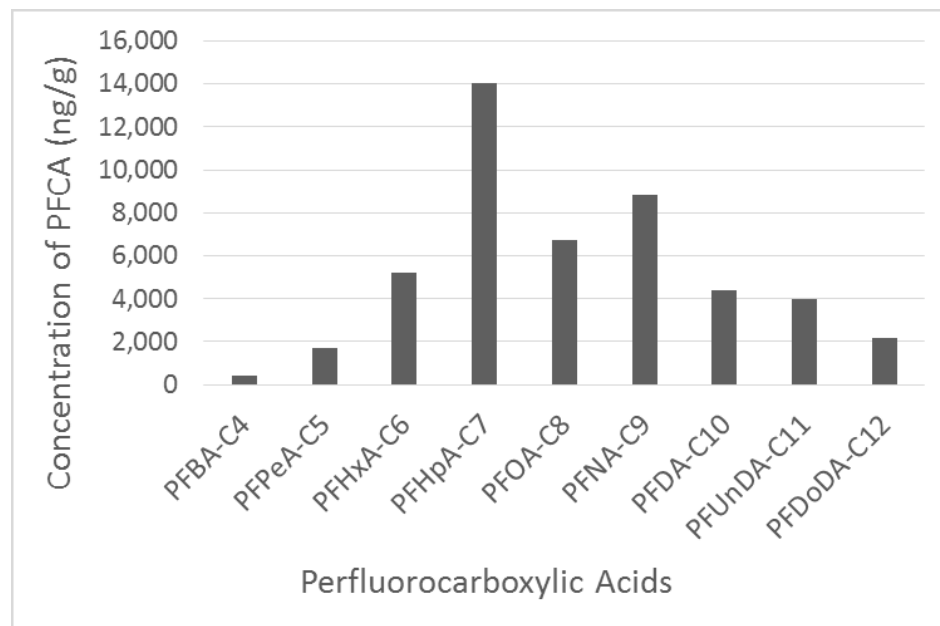
Products have been marketed as mixtures of PFAS isomers or homologues (KEMI, 2015). For example, Surflon[®] S-111, a now-discontinued surfactant produced by telomerization, contained primarily 9-C perfluorononanoic acid (PFNA), but also significant quantities of 11-C perfluoroundecanoic acid (PFUnDA) (20%) and 13-C perfluoro-tridecanoic acid (PFTTrDA) (5%) (Prevedouros et al., 2006). Chemical analysis of “articles of commerce” shows that many formulated products have been composed of complex PFAS mixtures (Figure 15) (Liu et al., 2012).

Products may also be contaminated with residual raw materials, polymerization aids, and unintended by-products. PFOA, higher molecular weight homologues, and PFOA precursors have all been found in fluorotelomer and fluoropolymer products. Similarly, FTOHs and fluorotelomer olefins (FTOs) have been identified in fluorotelomer acrylate and methacrylate products (Lassen et al., 2013).

Figure 16 provides an illustrative example of the various PFAS making up a single commercial product—in this case, a carpet or upholstery protector concentrate. As indicated in the figure, the sample contains a wide distribution of chain lengths. Many other commercial PFAS-based products may also be composed of multiple PFAS. This shows that PFAS manufacturing and the use of PFAS in products can lead to emission of a multitude of PFAS. As further explained in [Appendix 4: Fate and Transport](#), environmental transformation of manufactured PFAS may lead to an even larger variety of contaminants. [Appendix 2: Analytical Methods](#) further addresses

the fact that analytical methods approved by EPA and other agencies are not able to detect all PFAS present in a sample, but only those targeted by the analytical method.

Figure 16. Analytical chemistry data for the PFCA content (C4 – C12) of a U.S. carpet or upholstery protector concentrate (Liu et al., 2012).



1.3.5 Trends in per- and polyfluorinated substance design

PFOS and PFOA, both which are characterized as long-chains, dominate the literature on PFAS due to their well-established PBT properties. These substances are associated with workhorse technologies of the first decades of PFAS development and use. PFOS is both a directly manufactured product and a highly stable degradation product of many legacy POSF-based surfactants. PFOS can also occur as an impurity in derivative products. The ammonium salt of PFOA, APFO, was widely used as a polymerization aid in fluoropolymer manufacture (Buck et al., 2011). PFOA emissions have historically been linked to releases from these manufacturing operations (Prevedouros et al., 2006), but also occur as breakdown products of PFOA-precursors like the fluorotelomer alcohols. Production of PFOS- and PFOA-associated chemistries has continued in China, India, and Russia. Figure 17 illustrates historical estimated emissions based on manufacturing location. Based on these estimates, production-related PFCA emissions were expected to be substantively eliminated in Japan, Western Europe, and the U.S. by 2002, but have continued in China, India, and Russia (ITRC, 2020a). Articles treated with long-chain PFAS are still imported from these countries to the U.S.

Due to regulatory restrictions and voluntary withdrawal campaigns regarding long-chain PFAS (see [Appendix 9: Regulations, Section 9.2.1 Environmental Protection Agency](#)), manufacturers in the U.S., Western Europe, and Japan have shifted manufacture primarily to replacement shorter-chain PFAS. Shorter-chain alternatives include (OECD, 2013):

- Perfluorobutane sulfonyl fluoride (PBSF)-based derivatives.
- Shorter-chain (i.e., 6:2) fluorotelomer-based chemicals.

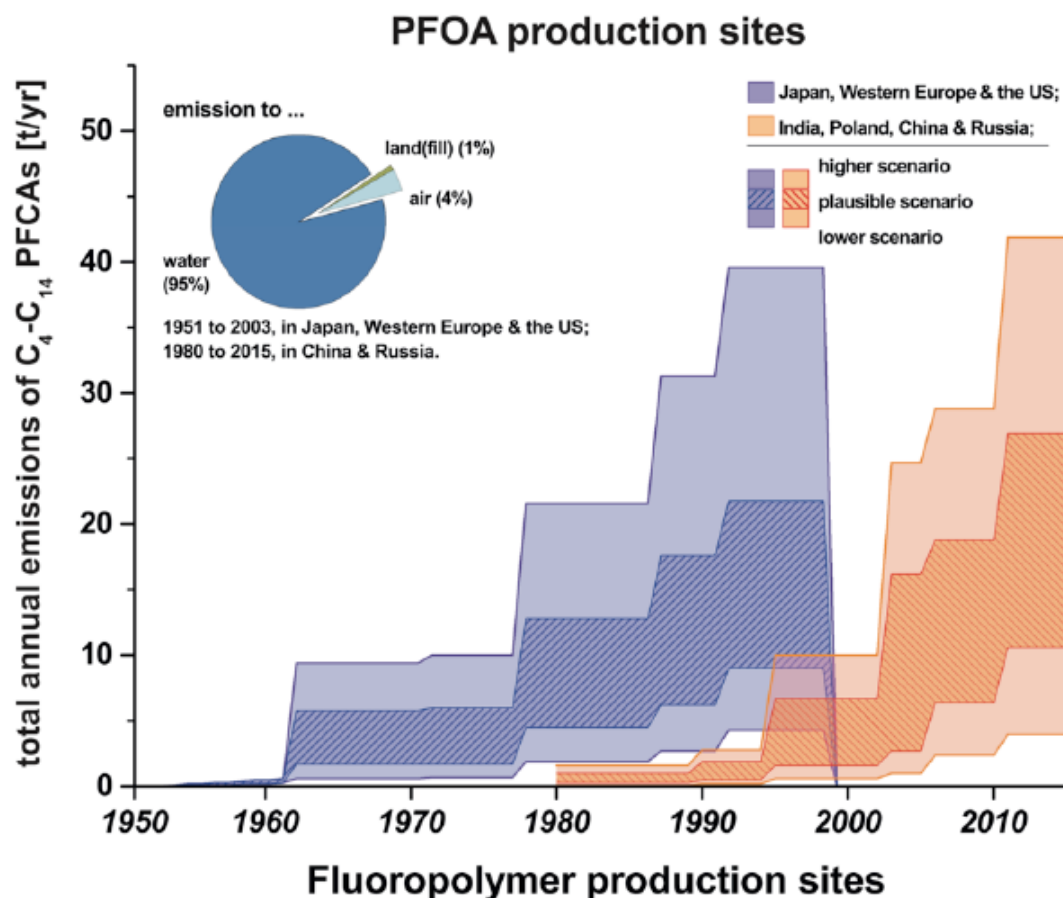
- Mono- and polyfluorinated-ether compounds.
- Fluorinated oxetanes.
- Other fluorinated polymers.

Both legacy products (which are responsible for much of current-day emissions) and newer chemistries of so-called alternative or replacement products are included in the discussion of commercially used products in [Section 1.4](#) below. It is important to remember that PFOA may be present as a manufacturing impurity in shorter-chain products made by telomerization. If non-target isomers and homologues are not removed by further processing, they will end up in the final product formulation or treated articles.

Information is lacking regarding the effects and fate of short-chain PFAS in general, in the environment, and their toxicological profiles. Ateia et al. (2019) reviewed the information available regarding short-chain PFAS and identified the following challenges in characterizing and quantifying their long-term effects once released in the environment:

- These substances can persist in the environment.
- Few of them have been identified because they remain proprietary.
- Their release may continue indefinitely into the future.

Figure 17. Manufacturing emissions estimates from the OECD (Wang et al., 2014).



1.4 Characteristic product uses of PFAS

Poulsen (2005) discussed legacy product designs in detail. In addition to legacy products, current-use products have also been addressed by OECD (2013), Buck et al. (2011), and Knepper and Lange (2012). [Appendix 3: Sources and Uses](#) discusses commercial PFAS uses in detail.

This section focuses on better-known product types and substances more commonly discussed in the environmental literature, as well as their relationships to specific PFAS chemistries and characteristics. While fluoropolymers dominate the market for fluorinated materials, this section will limit the polymer discussion primarily to side-chain polymers and perfluoropolyethers used as surface treatments.

Example substances for both legacy and current-use PFAS in some selected use categories are presented in Table 7. While the term “legacy” suggests an old or outdated use, the terminology is used more loosely here because:

- Some of the identified legacy substances may still be manufactured in foreign markets and imported to the U.S. (as discussed above in [Section 1.3.4](#)).
- Some legacy substances were recently withdrawn from the U.S. market and may still be in use or stockpiled, such as long-chain PFAS in treated carpets or firefighting foams.
- Some otherwise widely banned substances have permitted (exempt) uses, such as long-chain PFAS in mist suppressants for chrome-plating operations. This use of PFOS has been phased out by industry in the U.S. (NASF, 2019).

Table 7. Typical examples of legacy and current-use products for selected use categories (Danish Environmental Protection Agency (DEPA), 2015; United Nations Environmental Programme (UNEP), 2013). (See Tables 4, 5, and 6 for definitions of abbreviations.)

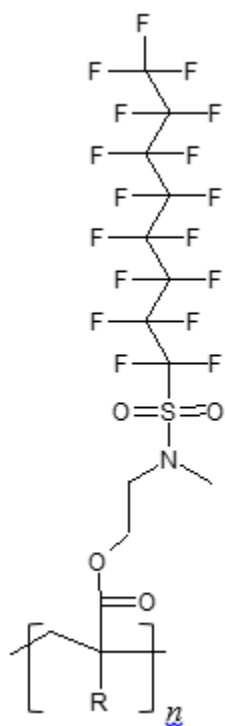
Use category	Example legacy products	Example current-use product
Carpet, textile, leather, stone and tile, paints and coating additives and treatments	PFOS, N-ethyl perfluorooctane sulfonamidoethanol (EtFOSE)-based acrylate, FTOH-based acrylate, methacrylate and urethane side-chain polymers	≤C6 FTI/FTOH- and PBSF-based acrylate, methacrylate and urethane side-chain polymers
Paper and packaging treatment	EtFFOSE phosphate esters, N-methyl perfluorooctane sulfonamido-ethanol (MeFOSE) acrylate polymers	Perfluoropolyethers, ≤C6 Side-chain fluorinated polymers
Specialty chemicals used in oil production	Potassium salt of glycine, N-ethyl-N-[(heptadecafluorooctyl)sulfonyl] (PFOS-based surfactant)	FTOH- and PBSF-based surfactants, perfluoropolyethers
Fire-fighting chemicals	Perfluoroalkyl sulfonamido amine derivatives and other PFOS-based products	6:2 FTAB (FTalkyl iodide-based surfactant) and 6:2 thiol derivatives (6:2-SH)
Polymer processing aids	PFOA, PFNA	Ammonium salts of PFOA, perfluoroalkyl ether carboxylates (PFECA's)
Metal plating	PFOS	6:2-Fluorotelomer sulfonate (6:2 FTS)

1.4.1 Carpet and textile surface treatment

Surface treatments for carpets, upholstery, leather, apparel, and other textiles are the largest market for fluorinated side-chain polymers. Carpeting and upholstery involve large treated areas and stain-resistance treatment is a frequent specification among institutional purchasers (DTSC, 2017).

POSF is a manufacturing precursor for the perfluoroalkane sulfonamido alcohols. These alcohols are converted to acrylates and methacrylates used as monomers in the production of polymeric surface protection products. Acrylates of N-methyl or N-ethyl perfluorooctane sulfonamido ethanol (MeFOSE and EtFOSE) and related precursors have been phased-out among U.S., Western Europe, and Japanese manufacturers over the last decade. A single MeFOSE-derived side-chain “tooth” is shown in Figure 18. These products were no longer produced in the U.S. after the early 2000s.

Figure 18. Legacy carpet treatment chemistry.



Similarly, fluorotelomer alcohols and ethyl iodides are the basis for acrylate, methacrylate, or urethane substances that are polymerized to form fluorinated side-chain polymers as illustrated previously in Figure 9. Early versions of these telomer-based products contained broad ranges of chain lengths (e.g., recall Figure 16 analytical results) (Dinglasan-Panlilio & Mabury, 2006). Fluorotelomer products (4:2 or 6:2) have replaced the longer chain legacy products in the U.S., Western Europe, Japan, and elsewhere globally.

1.4.2 Paper and packaging treatment

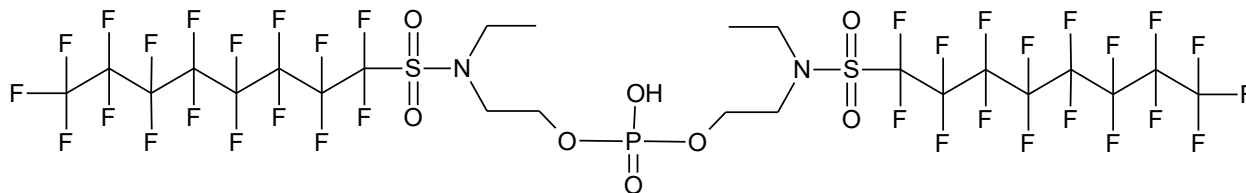
Surface treatment and impregnation products provide water, oil, and grease resistance and non-stick performance for paper and packaging. These include both food-contact materials, like popcorn bags, pizza boxes, and fast-food wrappers, and non-food applications, such as masking papers and folding cartons.

Legacy products include variants of perfluorooctane sulfonamido alcohols (like EtFOSE) in perfluoroalkyl phosphoric acid products, also called SAmPAPs (D'eon et al., 2009; Geueke, 2016). As an example, Figure 19 provides a schematic of a phosphate di-ester formed from EtFOSE. These and related mono- and tri-esters are also called SAmPAPs and are among the first perfluorinated substances widely commercialized for food packaging. Prior to their removal from commerce in the U.S., SAmPAPs were reportedly the largest source of PFOS precursors in the commercial market (Benskin et al., 2012).

The MeFOSE-based acrylate polymers similar to those used in textiles were also used for paper protection. PFOS-based and other long-chain chemistries are still used for food-contact materials in Thailand and China (Benskin et al., 2012; Geueke, 2016; Yuan et al., 2016). A very

recent review from the Nordic Council of Ministers includes a broad survey of PFAS food packaging chemicals worldwide (Trier et al., 2018).

Figure 19. A phosphate di-ester formed from EtFOSE.



Current-use alternatives in food-contact materials may be based on:

- Short-chain replacements for the FOSE-like products, such as N-ethyl perfluorobutane sulfonamidoethanol (EtFBSE) (Geueke, 2016).
- Fluorotelomer acrylate and methacrylate side-chain polymers made with short-chain fluorotelomer intermediates. It should be noted that fluorotelomer-based PAPs are not listed as approved products on the U.S. Food and Drug Administration's (FDA) current Food Contact Notification (FCN) listing.
- Fluorotelomer-based mono-, di-, and triPAPs (such as tri-polyfluoroalkyl phosphoric acid) (Zabaleta et al., 2017).
- Perfluoropolyethers (Wang et al., 2013).

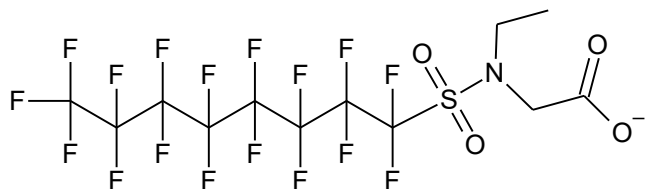
1.4.3 Specialty chemicals

Fluorinated surfactants are used in innumerable industrial and consumer products, where they provide advantages both during application and in the final product performance. Paints, coatings, and sealants need to wet the solid substrate and penetrate into crevices or other imperfections. The final finish should be smooth and level. These performance characteristics are all facilitated by the very low surface tension obtained using fluorosurfactants. When appropriately formulated, the same or related surfactants can impart water, oil, and dirt resistance to painted walls, sealed grout, or polished floors.

PFAS are also used in a wide-range of functional fluids. These include lubricants for use in harsh or reactive environments such as space applications, vacuum pump fluids, and heat transfer fluids. Other specialty applications include friction reduction, anti-adhesion products, and anti-squeak products used in automotive applications. Certain PFAS are also used as polymer processing aids (as illustrated in Section 1.4.5 below).

Liquid-applied products vary substantially by type, and the specialty chemical market requires a broad range of surfactant designs. Knepper and Lange (2012) provides a number of examples with supporting literature references. A study of commercial products purchased around 2010 (such as the carpet protector in Figure 16 above) often contained a mix of PFAA chain-lengths (4-C to 12-C PFAAs were quantified) (Liu et al., 2012). The potassium salt of glycine, N-ethyl-N-[(heptadecafluorooctyl)sulfonyl] (Chemical Abstract Services Registration Number [CASRN] 2991-51-7, also marketed as Fluorad 129, now discontinued) is a typical legacy POSF-based substance used in cleaning agents and polishing products (Poulsen et al., 2005). Figure 20 provides an illustrative schematic of this compound.

Figure 20. Typical legacy POSF-based surfactant used in liquid-applied products.



As for the applications described above, current-use surfactant products can be similar in structure to the legacy products, but with shorter perfluorinated chains. Product brochures from major manufacturers identify 4-C (PFBS) and 6-C (6:2 FTOH) chemistries for a wide-range of product types (3M, 2016; DuPont, 2008).

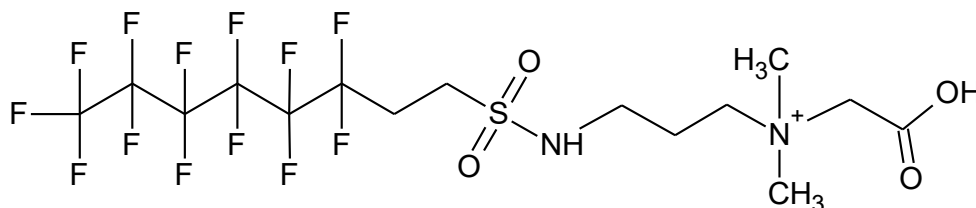
1.4.4 Fire-fighting chemicals

PFAS-based AFFF (aqueous film forming foams) were developed in the 1960s to extinguish Class B flammable liquid fuel fires. After extinguishing the fire, the foam-surfactant film acts as a radiation barrier and vapor-sealant to prevent re-ignition of the fuel or “burnback.” Impacts of AFFF use are discussed in additional detail in [Appendix 3: Sources and Uses, Section 3.2 Aqueous film forming foam](#).

While PFCAs were used only in the earliest AFFF formulations, POSF-based products dominated the market in the 1970s and later (Prevedouros et al., 2006). Many 1970 – 2000-era AFFF products were PFSA-based, with derivatives of perfluoroalkylsulfamido amines and PFOS as “major presence(s)” (Favreau et al., 2017).

Formulations for the military produced in the 1980s to early 2000s contained perfluorinated chains up to 8-, 9-, and 10-C in some cases (Place & Field, 2012). Starting in the 1970s, fluorotelomer-based AFFF products with shorter perfluorinated chains (such as the 6:2 fluorotelomer sulfonamide alkylbetaine) were placed into use (6:2 FTAB, Figure 21) (Wang et al., 2013). Higher purity versions of these products continue to be used today. Figure 21 provides a schematic of the structure of a 6:2 FTAB surfactant typical of fire-fighting foam products. These can also carry a three-digit prefix indicating three types of carbons: X:Y:Z (perfluorinated-polyfluorinated-non-fluorinated) carbons (Place & Field, 2012). Foam concentrates may contain additional surfactants (PFAS and non-PFAS) as well as other adjuvants.

Figure 21. 6:2 FTAB surfactant typical of fire-fighting foam products.



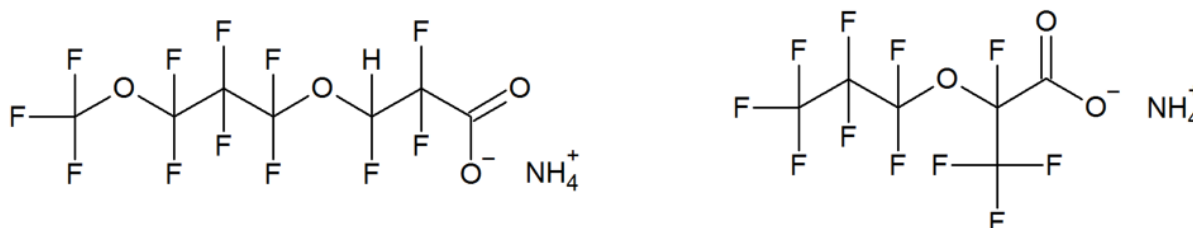
1.4.5 Polymer processing aids

Fluorinated surfactants are used as emulsifiers in aqueous reaction systems, for example, the emulsion polymerization of PTFE. Sodium and ammonium salts of PFOA and PFNA were widely used in the U.S. and Europe, and their use continues in developing and transitional economies.

Newer processing aids identified in the literature are functionalized ethers or polyethers, which contain single or multiple ether O-atoms. Among these are (Wang et al., 2013):

- Ammonium 3H-perfluoro-3-[(3-methoxy-propoxy)propanoic acid], CASRN 958445-44-8 (illustrated in Figure 22 to the left).
- Ammonium perfluoro-2-propoxypropanoic acid (PFPrOPrA), CASRN 62037-80-3 (illustrated in Figure 22 to the right).

Figure 22. Two processing aids used in fluoropolymer production.



1.5 Data gaps and recommendations

1.5.1 Data gaps

While much of the discussion of PFAS focuses on well-known substances like PFOA, PFOS, and perfluorohexanoic acid (PFHxA), as stated in the introduction, there are hundreds of different PFAS in use in the U.S. In many cases, the specific applications where they are used remain proprietary, and there is little publicly available information regarding the properties and fate of manufactured products after product use is discontinued.

1.5.2 Recommendations

Proper understanding of PFAS structures and characteristics is necessary to inform recommended activities described in the PFAS Chemical Action Plan (CAP) recommendations.

References

- 3M. (2016). 3M™ Fluorosurfactants for Paints and Coatings. St. Paul. Retrieved from <http://multimedia.3m.com/mws/media/6243070/3m-fluorosurfactants-for-paints-and-coating.pdf>
- Ateia, M., Maroli, A., Tharayil, N., & Karanfil, T. (2019). The overlooked short- and ultrashort-chain poly- and perfluorinated substances: A review. *Chemosphere*, *220*, 866–882. <https://doi.org/10.1016/j.chemosphere.2018.12.186>
- Benskin, J. P., Ikonomou, M. G., Gobas, F. A. P. C., Woudneh, M. B., & Cosgrove, J. R. (2012). Observation of a Novel PFOS-Precursor, the Perfluorooctane Sulfonamido Ethanol-Based Phosphate (SAmPAP) Diester, in Marine Sediments. *Environmental Science & Technology*, *46*, 6505–6514. <https://doi.org/10.1021/es300823m>
- Buck, R. C., Franklin, J., Berger, U., Conder, J. M., Cousins, I. T., de Voogt, P., Jensen, A. A., Kannan, K., Mabury, S. A., & van Leeuwen, S. P. (2011). Perfluoroalkyl and polyfluoroalkyl substances in the environment: Terminology, classification, and origins. *Integrated Environmental Assessment and Management*, *7*, 513–541. <https://doi.org/10.1002/ieam.258>
- Buck, R., Korzeniowski, S., Laganis, E., & Adamsky, F. (2021). Identification and Classification of Commercially Relevant Per- and Poly-fluoroalkyl Substances (PFAS). *Integrated Environmental Assessment and Management*, *00*, 1 – 11. <https://doi.org/10.1002/ieam.4450>
- Chapter 173-333 WAC: PERSISTENT BIOACCUMULATIVE TOXINS
- Chemours. (2017). Capstone™ Fluorosurfactants: For high value-in-use applications that require maximum performance. Retrieved from <https://www.chemours.com/en-/media/files/capstone/capstone-surfactants-brochure.pdf>
- Dams, R., & Hintzer, K. (2016). Chapter 1. Industrial Aspects of Fluorinated Oligomers and Polymers. In B. Ameduri & H. Sawada (Eds.), *Fluorinated Polymers: Volume 2: Applications* (pp. 1–31). <https://doi.org/10.1039/9781782629368-00001>
- D'eon, J. C., Crozier, P. W., Furdui, V. I., Reiner, E. J., Libelo, E. L., & Mabury, S. A. (2009). Observation of a Commercial Fluorinated Material, the Polyfluoroalkyl Phosphoric Acid Diesters, in Human Sera, Wastewater Treatment Plant Sludge, and Paper Fibers. *Environmental Science & Technology*, *43*, 4589–4594. <https://doi.org/10.1021/es900100d>
- De Voogt, P. (2010). Reviews of Environmental Contamination and Toxicology Volume 208 (Vol. 208). Springer New York. <https://doi.org/10.1007/978-1-4419-6880-7>
- Dinglasan-Panlilio, M. J. A., & Mabury, S. A. (2006). Significant residual fluorinated alcohols present in various fluorinated materials. *Environmental Science & Technology*, *40*, 1447–1453. <https://doi.org/10.1021/es051619+>
- DTSC. (2017). Safer Consumer Products - PFAS Public Workshop: Jan 31, 2017 - YouTube. Retrieved from <https://www.youtube.com/watch?v=MryvxUSlxA&feature=youtu.be>

- Favreau, P., Poncioni-Rothlisberger, C., Place, B. J., Bouchex-Bellomie, H., Weber, A., Tremp, J., Field, J. A., & Kohler, M. (2017). Multianalyte profiling of per- and polyfluoroalkyl substances (PFASs) in liquid commercial products. *Chemosphere*, *171*, 491–501. <https://doi.org/10.1016/j.chemosphere.2016.11.127>
- Geueke, B. (2016). Dossier - Per- and polyfluoroalkyl substances (PFASs). Zurich. <https://doi.org/10.5281/zenodo.57198>
- Grand View Research Inc. (2020). Fluorotelomers Market Size, Share & Trends Analysis Report, By Product (Fluorotelomer Alcohol, Fluorotelomer Acrylate, Fluorotelomer Iodide), By Application (Fire Fighting Foams, Food Packaging, Stain Resistance, Textiles) And Segment Forecasts To 2020. Retrieved July 13, 2020 from <https://www.grandviewresearch.com/industry-analysis/fluorotelomers-market>
- Guo, Z., Liu, X., Krebs, K. A., & Roache, N. F. (2009). Perfluorocarboxylic Acid Content in 116 Articles of Commerce. In US Environmental Protection Agency. Retrieved from https://cfpub.epa.gov/si/si_public_record_report.cfm?Lab=NRMRL&dirEntryId=206124
- Henry, B. J., Carlin, J. P., Hammerschmidt, J. A., Buck, R. C., Buxton, L. W., Fiedler, H., Seed, J., & Hernandez, O. (2018). A critical review of the application of polymer of low concern and regulatory criteria to fluoropolymers. *Integrated Environmental Assessment and Management*, *14*(3), 316–334. <https://doi.org/10.1002/ieam.4035>
- Heydebreck, F., Tang, J., Xie, Z., & Ebinghaus, R. (2015). Alternative and Legacy Perfluoroalkyl Substances: Differences between European and Chinese River/Estuary Systems. *Environmental Science & Technology*, *49*, 8386–8395. <https://doi.org/10.1021/acs.est.5b01648>
- Hopkins, Z. R., Sun, M., DeWitt, J. C., & Knappe, D. R. U. (2018). Recently Detected Drinking Water Contaminants: GenX and Other Per- and Polyfluoroalkyl Ether Acids. *American Water Works Association*, *110*, 13–28. <https://doi.org/10.1002/awwa.1073>
- Hu, X. C., Andrews, D. Q., Lindstrom, A. B., Bruton, T. A., Schaidler, L. A., Grandjean, P., Lohmann, R., Carignan, C. C., Blum, A., Balan, S. A., Higgins, C. P., & Sunderland, E. M. (2016). Detection of Poly- and Perfluoroalkyl Substances (PFASs) in U.S. Drinking Water Linked to Industrial Sites, Military Fire Training Areas, and Wastewater Treatment Plants. *Environmental Science & Technology Letters*, *3*, 344–350. <https://doi.org/10.1021/acs.estlett.6b00260>
- Interstate Technology & Regulatory Council (ITRC). (2020a). History and Use of Per- and Polyfluoroalkyl Substances (PFAS). Retrieved from https://pfas-1.itrcweb.org/fact_sheets_page/PFAS_Fact_Sheet_History_and_Use_April2020.pdf

- Interstate Technology & Regulatory Council (ITRC). (2020b). Naming Conventions and Physical and Chemical Properties of Per- and Polyfluoroalkyl Substances (PFAS). Retrieved from https://pfas-1.itrcweb.org/fact_sheets_page/PFAS_Fact_Sheet_Naming_Conventions_April2020.pdf
- Interstate Technology & Regulatory Council (ITRC). (2020c). *PFAS — Per- and Polyfluoroalkyl Substances: 4 Physical and Chemical Properties*. Retrieved from <https://pfas-1.itrcweb.org/4-physical-and-chemical-properties/>
- Jiang, W., Zhang, Y., Yang, L., Chu, X., & Zhu, L. (2015). Perfluoroalkyl acids (PFAAs) with isomer analysis in the commercial PFOS and PFOA products in China. *Chemosphere*, 127, 180–187. <https://doi.org/10.1016/j.chemosphere.2015.01.049>
- Johansson, J. (2017). Sources, Transport and Fate of Perfluoroalkyl Acids in the Atmosphere. *Department of Environmental Science and Analytical Chemistry Stockholm University*. Retrieved from <https://www.diva-portal.org/smash/get/diva2:1090949/FULLTEXT01.pdf>
- Knepper, T. P., & Lange, F. T. (2012). Polyfluorinated Chemicals and Transformation Products (Vol. 17). *Springer Berlin Heidelberg*. <https://doi.org/10.1007/978-3-642-21872-9>
- Korzeniowski, S. H., & Buck, R. C. (2019a). The PFAS Universe: Uses, Classes & Degradation; Webinar for IC2 & MA TURI. *Interstate Chemicals Clearinghouse*. Retrieved from http://theic2.org/ic2_webinar_the_pfas_universe
- Korzeniowski, S. H., & Buck, R. C. (2019b). The PFAS Universe: Uses, Classes & Degradation; Webinar for IC2 & MA TURI. [PowerPoint Slides]. *Interstate Chemicals Clearinghouse*. Retrieved from [http://theic2.org/article/download-pdf/file_name/2019-01-28_The PFAS Universe Webinar 30Jan2019_FINAL_1p.pdf](http://theic2.org/article/download-pdf/file_name/2019-01-28_The_PFAS_Universe_Webinar_30Jan2019_FINAL_1p.pdf)
- Korzeniowski, S. H., & Buck, R. C. (2019c). The PFAS Universe: Uses, Classes & Degradation; Webinar for IC2 & MA TURI. [Questions & Answers Sheet]. *Interstate Chemicals Clearinghouse*. Retrieved from [http://theic2.org/article/download-pdf/file_name/20190312_ACC Fluorocouncil Webinar 30JAN2019 QA Answers.pdf](http://theic2.org/article/download-pdf/file_name/20190312_ACC_Fluorocouncil_Webinar_30JAN2019_QA_Answers.pdf)
- Krafft, M. P., & Riess, J. G. (2015). Selected physicochemical aspects of poly- and perfluoroalkylated substances relevant to performance, environment and sustainability—Part one. *Chemosphere*, 129, 4–19. <https://doi.org/10.1016/j.chemosphere.2014.08.039>
- Krytox. (2020). Frequently Asked Questions About Krytox™ Lubricants. *Chemours*. Retrieved from <https://www.krytox.com/en/sales-support/faq>
- Lassen, C., Jensen, A. A., Potrykus, A., Christensen, F., Kjølholt, J., Jeppesen, C. N., Mikkelsen, S. H., & Innanen, S. (2013). Survey of PFOS, PFOA and other perfluoroalkyl and polyfluoroalkyl substances Part of the LOUS-review Environmental Project No. 1475. *The Danish Environmental Protection Agency*. Retrieved from <https://www2.mst.dk/Udgiv/publications/2013/04/978-87-93026-03-2.pdf>

- Lindstrom, A. B., Strynar, M. J., & Libelo, E. L. (2011). Polyfluorinated Compounds: Past, Present, and Future. *Environmental Science & Technology*, 45, 7954–7961. <https://doi.org/10.1021/es2011622>
- Liu, X., Guo, Z., Krebs, K. A., Pope, R. H., & Roache, N. F. (2012). Trends of Perfluoroalkyl Acid Content in Articles of Commerce — Market Monitoring from 2007 through 2011. Retrieved from <https://nepis.epa.gov/Exe/ZyPURL.cgi?Dockey=P100EUF3.txt>
- National Association for Surface Finishing (NASF). (2019). Per- and Polyfluoroalkyl Substances: PFAS – Regulatory Landscape. Retrieved from <https://nasf.org/wp-content/uploads/2019/04/PFAS-REGULATORY-LANDSCAPE.pdf>
- Naturvårdsverket. (2016). Highly fluorinated substances (PFAS) and pesticides—An aggregative picture of the occurrence in the environment (in Swedish). Retrieved from <https://www.naturvardsverket.se/Documents/publikationer6400/978-91-620-6709-0.pdf?pid=17835>
- Organisation for Economic Cooperation and Development (OECD). (2013). OECD/UNEP Global PFC Group, Synthesis paper on per- and polyfluorinated chemicals (PFCs). Retrieved from http://www.oecd.org/env/ehs/risk-management/PFC_FINAL-Web.pdf
- Organisation for Economic Cooperation and Development (OECD). (2015). OECD/UNEP Global PFC Group, Working Towards a Global Emission Inventory of PFASs: Focus on PFCAs - Status Quo and the Way Forward. Retrieved from [https://www.oecd.org/chemicalsafety/risk-management/Working Towards a Global Emission Inventory of PFASs.pdf](https://www.oecd.org/chemicalsafety/risk-management/Working_Towards_a_Global_Emission_Inventory_of_PFASs.pdf)
- Organisation for Economic Co-operation and Development (OECD). (2018). Toward a New Comprehensive Global Database of Per-and Polyfluoroalkyl Substances (PFASs): Summary Report on Updating the OECD 2007 List of Per-and Polyfluoroalkyl Substances (PFASs). Retrieved from [http://www.oecd.org/officialdocuments/publicdisplaydocumentpdf/?cote=ENV-JM-MONO\(2018\)7&doclanguage=en](http://www.oecd.org/officialdocuments/publicdisplaydocumentpdf/?cote=ENV-JM-MONO(2018)7&doclanguage=en)
- Organisation for Economic Co-operation and Development (OECD). (2021). Reconciling Terminology of the Universe of Per- and Polyfluoroalkyl Substances: Recommendations and Practical Guidance, OECD Series on Risk Management, No. 61, OECD Publishing, Paris. Retrieved from <https://www.oecd.org/chemicalsafety/portal-perfluorinated-chemicals/terminology-per-and-polyfluoroalkyl-substances.pdf>
- Pan, Y., Zhang, H., Cui, Q., Sheng, N., Yeung, L. W. Y., Sun, Y., Guo, Y., & Dai, J. (2018). Worldwide Distribution of Novel Perfluoroether Carboxylic and Sulfonic Acids in Surface Water. *Environmental Science & Technology*, 52, 7621–7629. <https://doi.org/10.1021/acs.est.8b00829>
- Pancras, T., Schrauwen, G., Held, T., Baker, K., Ross, I., & Slenders, H. (2016). Environmental fate and effects of poly and perfluoroalkyl substances (PFAS). *Concawe Soil and Groundwater Taskforce*. Retrieved from https://www.concawe.eu/wp-content/uploads/2016/06/Rpt_16-8.pdf

- Place, B. J., & Field, J. A. (2012). Identification of Novel Fluorochemicals in Aqueous Film-Forming Foams Used by the US Military. *Environmental Science & Technology*, *46*, 7120–7127. <https://doi.org/10.1021/es301465n>
- Poulsen, P. B., Jensen, A. A., & Wallström, E. (2005). More environmentally friendly alternatives to PFOS-compounds and PFOA. In *The Danish Environmental Protection Agency*. <http://www2.mst.dk/udgiv/publications/2005/87-7614-668-5/pdf/87-7614-669-3.pdf>
- Prevedouros, K., Cousins, I. T., Buck, R. C., & Korzeniowski, S. H. (2006). Sources, Fate and Transport of Perfluorocarboxylates. *Environmental Science & Technology*, *40*, 32–44. <https://doi.org/10.1021/es0512475>
- Rankin, K. (2015). *Fluorotelomer-Based Acrylate Polymers as an Indirect Source of Perfluoroalkyl Carboxylates*. [Doctoral dissertation, University of Toronto.] Retrieved from https://tspace.library.utoronto.ca/bitstream/1807/69457/3/Rankin_Keegan_201501_PhD_thesis.pdf
- Rankin, K., Lee, H., Tseng, P. J., & Mabury, S. A. (2014). Investigating the Biodegradability of a Fluorotelomer-Based Acrylate Polymer in a Soil–Plant Microcosm by Indirect and Direct Analysis. *Environmental Science & Technology*, *48*, 12783–12790. <https://doi.org/10.1021/es502986w>
- Renner, R. (2006). The long and the short of perfluorinated replacements. *Environmental Science & Technology*, *40*, 12–13. <https://doi.org/10.1021/es062612a>
- Ross, I., & Hurst, J. (2019). Technical Bulletin: Managing Risks and Liabilities associated with Per and Polyfluoroalkyl Substances (PFASs). *CL:AIRE*.
- Solvay Company. (2015). Technical Data Sheet - Solvera PT 5045 PG. Retrieved from https://www.solvay.com/sites/g/files/srpend221/files/2018-10/Solvera-PT-5045-PG_EN-v1.1_0.pdf
- Sun, M., Arevalo, E., Strynar, M., Lindstrom, A., Richardson, M., Kearns, B., Pickett, A., Smith, C., & Knappe, D. R. U. (2016). Legacy and Emerging Perfluoroalkyl Substances Are Important Drinking Water Contaminants in the Cape Fear River Watershed of North Carolina. *Environmental Science & Technology Letters*, *3*, 415–419. <https://doi.org/10.1021/acs.estlett.6b00398>
- The Danish Environmental Protection Agency (DEPA). (2015). Short-chain Polyfluoroalkyl Substances (PFAS): A literature review of information on human health effects and environmental fate and effect aspects of short-chain PFAS Environmental project No. 1707, 2015. Retrieved from <https://www2.mst.dk/Udgiv/publications/2015/05/978-87-93352-15-5.pdf>
- The Swedish Chemicals Agency (KEMI). (2015). Occurrence and use of highly fluorinated substances and alternatives. Retrieved from <https://www.kemi.se/global/rapporter/2015/report-7-15-occurrence-and-use-of-highly-fluorinated-substances-and-alternatives.pdf>

- Trier, D. X., Taxvig, C., Rosenmai, A. K., & Pedersen, G. A. (2018). PFAS in Paper and Board for Food Contact. *Nordic Council of Ministers*. <https://doi.org/10.6027/TN2017-573>
- United Nations Environmental Programme (UNEP). (2013). Guidance on alternatives to perfluorooctane sulfonic acid, its salts, perfluorooctane sulfonyl fluoride and their related chemicals: UNEP/POPS/POPRC.9/INF/11/Rev.1. Retrieved from <http://chm.pops.int/Implementation/IndustrialPOPs/PFOS/Guidance/tabid/5225/Default.aspx>
- U.S. Environmental Protection Agency (EPA). (2019). EPA's Per- and Polyfluoroalkyl Substances (PFAS) Action Plan. Retrieved from https://www.epa.gov/sites/production/files/2019-02/documents/pfas_action_plan_021319_508compliant_1.pdf
- U.S. Environmental Protection Agency (EPA). (2000). *EPA and 3M Announce Phase Out of PFAS*. Retrieved from https://archive.epa.gov/epapages/newsroom_archive/newsreleases/33aa946e6cb11f35852568e1005246b4.html
- U.S. Environmental Protection Agency (EPA). (2020). PFAS Master List of PFAS Substances (Version 2). Retrieved from https://comptox.epa.gov/dashboard/chemical_lists/PFASMASTER
- Wang, Z., Cousins, I. T., Scheringer, M., & Hungerbühler, K. (2013). Fluorinated alternatives to long-chain perfluoroalkyl carboxylic acids (PFCAs), perfluoroalkane sulfonic acids (PFASs) and their potential precursors. *Environment International*, *60*, 242–248. <https://doi.org/10.1016/j.envint.2013.08.021>
- Wang, Z., Cousins, I. T., Scheringer, M., Buck, R. C., & Hungerbühler, K. (2014). Global emission inventories for C4–C14 perfluoroalkyl carboxylic acid (PFCA) homologues from 1951 to 2030, Part I: production and emissions from quantifiable sources. *Environment International*, *70*, 62–75. <https://doi.org/10.1016/j.envint.2014.04.013>
- Wang, Z., DeWitt, J. C., Higgins, C. P., & Cousins, I. T. (2017). A Never-Ending Story of Per- and Polyfluoroalkyl Substances (PFASs)? *Environmental Science & Technology*, *51*, 2508–2518. <https://doi.org/10.1021/acs.est.6b04806>
- Yuan, G., Peng, H., Huang, C., & Hu, J. (2016). Ubiquitous Occurrence of Fluorotelomer Alcohols in Eco-Friendly Paper-Made Food-Contact Materials and Their Implication for Human Exposure. *Environmental Science & Technology*, *50*, 942–950. <https://doi.org/10.1021/acs.est.5b03806>
- Zabaleta, I., Negreira, N., Bizkarguenaga, E., Prieto, A., Covaci, A., & Zuloaga, O. (2017). Screening and identification of per- and polyfluoroalkyl substances in microwave popcorn bags. *Food Chemistry*, *230*, 497–506. <https://doi.org/10.1016/j.foodchem.2017.03.074>

List of acronyms

General acronyms

Table 8. Acronyms found in the chemistry appendix.

Acronym	Definition
CAP	Chemical Action Plan
ECF	Electrochemical fluorination
EPA	United States Environmental Protection Agency
FCN	Food contact notification
FDA	United States Food and Drug Administration
g	grams
g/mol	Grams per mole
ITRC	Interstate Technology & Regulatory Council
mol	Mole
OECD	Organisation for Economic Co-operation and Development

Chemical names

Table 9. Chemical name acronyms found in the chemistry appendix, excluding general acronyms listed only in the table above.

Acronym	Chemical name
6:2 FTAB	6:2 fluorotelomer sulfonamide alkylbetaine
8:2 FTI	8:2 fluorotelomer iodide
11Cl-PF3OUdS	11-chloroeicosafluoro-3-oxaundecane-1-sulfonic acid
APFO	Ammonium perfluorooctanoate
Br	Bromium
C	Carbon
Cl	Chlorine
diPAPs	Per- or polyfluoroalkyl phosphate di-esters
EtFBSE	N-ethyl perfluorobutane sulfonamidoethanol
EtFOSE	N-Ethyl perfluorooctane sulfonamidoethanol
F	Fluorine
FTAC	Fluorotelomer acrylate
FTI	Fluorotelomer iodide
FTO	Fluorotelomer olefin
FTOH	Fluorotelomer alcohol
H	Hydrogen
HFPO	Hexafluoropropylene oxide
HFPO-DA(GenX)	Hexafluoropropylene oxide dimer acid

Acronym	Chemical name
I	Iodine
MeFOSE	N-Methyl perfluorooctane sulfonamido-ethanol
monoPAPs	Per- or polyfluoroalkyl phosphate esters
O	Oxygen
OH	Hydroxyl
PAP	Per- or polyfluoroalkyl phosphate ester
PBSF	Perfluorobutane sulfonyl fluoride
PFAA	Perfluorinated alkyl acid
PFAS	Per- and poly-fluorinated alkyl substances
PFCA	Perfluoro-carboxylic acid
PFECA	Perfluoroalkyl ether carboxylic acid
PFHxA	Perfluorohexanoic acid
PFNA	Perfluorononanoic acid
PFOA	Perfluorooctanoic acid
PFOS	Perfluorooctane sulfonic acid
PFPE	Perfluoropolyether
PFPrOPrA	Perfluoro-2-propoxypropanoic acid
PFSA	Perfluoro- sulfonic acid
PFTTrDA	Perfluorotridecanoic acid
PFUnDA	Perfluoroundecanoic acid
POSF	Perfluorooctane sulfonyl fluoride
PTFE	Polytetrafluoroethylene
S	Sulfur
SAmPAPs	Perfluorooctane sulfonamidoethanol-based phosphate esters
triPAPs	Per- or polyfluoroalkyl phosphate tri-esters

Appendix 2: Analytical Methods

2.0 Overview

2.0.1 Findings

A variety of analytical methods are available for the analysis of per- and polyfluoroalkyl substances (PFAS) in the environment and consumer products. Analytical methods for PFAS analysis are still evolving. Currently, few methods are formally validated and published.

A multi-laboratory validated method, U.S. Environmental Protection Agency (EPA) Method 537.1 version 1.0 (EPA, 2018), was published in November 2018 for the analysis of 18 PFAS analytes in drinking water. Method 537.1 is a solid phase extraction (SPE) liquid chromatography/tandem mass spectrometry (LC/MS/MS). Surrogate and internal standards are used to monitor for analyte loss due to sample preparation, instrument drifts, or matrix effects. This method is limited to the analysis of selected PFAS in drinking water samples.

In March 2020, EPA updated Method 537.1. Method 537.1 Revision 2.0 is an editorial update to Method 537.1 Revision 1.0 that includes method flexibility to improve the method performance. Method 537.1 measures PFAS in drinking water using solid phase extraction and LC/MS/MS at low ng/L concentrations.

In December 2019, EPA announced a new validated method for testing additional PFAS in drinking water, EPA Method 533. EPA's Method 533 focuses on those PFAS with carbon chain lengths of 4 – 12. This method complements EPA Method 537.1 Revision 1.0, and can be used to test for 11 additional PFAS. Both methods (537.1 and 533) can measure a total of 29 PFAS in drinking water.

In June 2019, EPA published a validated SW-846 Method 8327—Per- and polyfluoroalkyl substances (PFAS) Using External Standard Calibration and Liquid Chromatography/Tandem Mass Spectrometry (LC/MS/MS). This method conducts a two-phase study for 24 PFAS analytes and 19 isotopically-labeled PFAS surrogates in four aqueous matrices of reagent water, surface water, groundwater, and wastewater effluent, three of which were intended to represent non-potable water matrices.

Draft Method 8328 is tentatively scheduled to be issued by EPA in 2021. The draft Method 8328 will make use of solid-phase extraction (SPE) for non-drinking water aqueous samples and solvent extraction for solid matrices. Isotope dilution (ID) will also be incorporated into Method 8328.

Other published standard methods for PFAS analysis that have not been multi-laboratory validated include the American Society for Testing and Materials International (ASTM) D7979-17 (ASTM, 2017). This method is a direct injection method that requires very little sample preparation. The method can be applied for wide range of liquid environmental samples such as surface water, groundwater, and wastewater influent and effluent. Another method, ASTM D7968-17a (ASTM, 2017a), was developed for analyzing PFAS in soil matrices.

The importance of a multiplatform approach for accurately characterizing PFAS is discussed in this appendix. The multiplatform approach comprises a novel workflow combining target analysis and non-target screening analysis (NTA), in addition to extractable organic fluorine with combustion ion chromatography (EOF/CIC) for the determination of total fluorine (TF), and inorganic fluoride (IF) analysis to characterize the chemical composition of both known and unknown PFAS. This approach resulted in the identification of more PFAS chemicals that were not included in the targeted analysis, but were prioritized samples from EOF for suspect screening and quantification. By using these approaches, the sum of the targeted PFAS and total organic organofluorine concentration were determined, as well as a mass balance of known and unknown organofluorine.

A specific multiplatform approach could be used to identify and quantify multiple PFAS chemicals, and provide data on PFAS presence in varying types of environmental media. Ecology supports the use of approved validated methods as recommended by EPA for specific targeted PFAS analysis.

An important shortcoming of the multiplatform non-target approach is that these methods are not standardized or multi-laboratory validated. For regulatory purposes, standard validated methods such as EPA-validated PFAS analytical methods are recommended. Non-targeted analysis techniques are not validated, and may not be used for regulatory purposes. The uses of these methods are limited to research and investigation.

2.0.2 Introduction

The objective of this appendix is to evaluate the current available analytical methods for the analysis of PFAS in the environment and consumer products. This review includes an assessment of the standard and non-standard analytical methods for the analysis of PFAS. The performance challenges with current standard methods for PFAS analysis and suggested analytical techniques for measuring PFAS are also discussed.

Buck et al. (2011) provides an expanded overview of PFAS in the environment, terminology, classification, and their contributory sources. EPA has an online resource for PFAS (EPA, 2019). The Interstate Technology & Regulatory Council (ITRC) has developed a series of fact sheets that summarize the latest science and emerging technologies regarding PFAS (ITRC, 2018).

The ITRC fact sheet describes methods for evaluating PFAS in the environment, including laboratory analytical methods for PFAS (ITRC, 2018). There are several published papers and literature reviews on analytical methods or techniques for the determination of PFAS in various matrices (Berger et al., 2011; De Voogt et al., 2006; Jahnke et al., 2009). The analytical methods used for PFAS determination are dominated by chromatography, mostly in combination with mass spectrometric detection.

High performance liquid chromatography (HPLC) hyphenated with conductivity or fluorimetric detection and gas chromatography combined with flame ionization or electron capture detection have been used for PFAS analysis (Mahmoud et al., 2009; Moody et al., 2001; Schultz et al., 2004; Trojanowicz et al., 2013). These methods are used for the analysis of specific, targeted PFAS analytes. Most PFAS fractions are quantified during targeted liquid chromatography mass spectrometric (LC/MS/MS) analysis. Commercially relevant internal

standards are available for most of the method analytes, however many of the branch isomers are unknown and standards are not available. As the list of PFAS analytes grows, corresponding isotopically labeled internal standards for these analytes may become available. Otherwise, definitive identification and quantitative analysis are difficult or impossible.

2.1 Published standard methods for PFAS analysis

The following standard methods have been used for PFAS analysis. For detailed procedure and quality control requirements for each method, see the referenced standard methods.

2.1.1 Drinking water methods

The following drinking water methods have been tested and validated. Tested and validated methods are important for ensuring that government and private laboratories can accurately and consistently measure PFAS in the environment, which is critical for estimating exposure and risk.

Method 537.1

EPA Method 537—Determination of Selected Per- and Polyfluorinated Alkyl Substances in Drinking Water by Solid Phase Extraction and Liquid Chromatography/Tandem Mass Spectrometry (LC/MS/MS)—was first published in 2009 for the determination of 14 PFAS in drinking water using SPE and LC-MS/MS (Shoemaker et al., 2008). Table 10 lists the original 14 PFAS determined using Method 537.

A multi-laboratory validated method, EPA method 537.1 version 1.0, was published in November 2018 for the analysis of 18 PFAS analytes in drinking water, including the 14 originally determined using Method 537 and four additional PFAS (Shoemaker & Tettehorst, 2018). New analytes in the updated method, also shown in Table 10, include for example the GenX (hexafluoropropylene oxide dimer acid [HFPO-DA]) and 4, 8-Dioxa-3H-Perfluorononoic acid (ADONA) (Kato et al., 2008; Strynar et al., 2015). However, non-targeted liquid chromatography with high-resolution mass spectrometer (LC-HRMS) can be applied to identify additional suspected or uncharacterized PFAS if analytical standards are available for PFAS identification and quantification (McDonough et al. 2019).

In March 2020, EPA further updated Method 537.1. Method 537.1 Revision 2.0 is an editorial update to Method 537.1 Revision 1.0 that includes method flexibility to improve the method performance. Method 537.1 measures PFAS in drinking water using solid phase extraction and LC/MS/MS at low ng/L concentrations (Shoemaker & Tettehorst, 2020). The method flexibility incorporated into revision 2.0 permits laboratories to modify the techniques in the method such as the evaporation and separation techniques. However, changes may not be made to sample collection and preservation, sample extraction steps, or to quality control requirements. EPA recommends that method modifications should be considered only to improve method performance. Modifications that are introduced in the interest of reducing cost or sample processing time, but result in poorer method performance, should not be used.

Analysis of short-chain PFAS using Method 533

In December 2019, EPA announced a new validated method for testing additional PFAS in drinking water, EPA Method 533. EPA's Method 533 focuses on those PFAS with carbon chain lengths of four to twelve, and complements EPA Method 537.1 version 1.0. It can be used to test for 11 additional PFAS, as shown in Table 10. Used together, Methods 537.1 and 533 can measure a total of 29 PFAS chemicals in drinking water.

EPA Method 533 is a SPE LC/MS/MS method for the determination of select PFAS in drinking water. Method 533 requires the use of MS/MS in Multiple Reaction Monitoring (MRM) mode to enhance selectivity. Method 533 incorporates ID, which can minimize sample matrix interference and improve data quality (Rosenblum et al., 2019).

Table 10. EPA validated Methods 537, 537.1 and 533 analyte list.

Analyte	Abbreviation	CASRN	Method 537	Method 537.1	Method 533
11-Chloroeicosafluoro-3-oxaundecane-1-sulfonic acid	11Cl-PF3OUdS	763051-92-9	no	yes	yes
9-Chlorohexadecafluoro-3-oxanonane-1-sulfonic acid	9Cl-PF3ONS	756426-58-1	no	yes	yes
4,8-Dioxa-3H-perfluorononanoic acid	ADONA	919005-14-4	no	yes	yes
Hexafluoropropylene oxide dimer acid	HFPO-DA	13252-13-6	no	yes	yes
Perfluorobutanesulfonic acid	PFBS	375-73-5	yes	yes	yes
Perfluorodecanoic acid	PFDA	335-76-2	yes	yes	yes
Perfluorododecanoic acid	PFDoA	307-55-1	yes	yes	yes
Perfluoroheptanoic acid	PFHpA	375-85-9	yes	yes	yes
Perfluorohexanoic acid	PFHxA	307-24-4	yes	yes	yes
Perfluorohexanesulfonic acid	PFHxS	355-46-4	yes	yes	yes
Perfluorononanoic acid	PFNA	375-95-1	yes	yes	yes
Perfluorooctanoic acid	PFOA	335-67-1	yes	yes	yes
Perfluorooctanesulfonic acid	PFOS	1763-23-1	yes	yes	yes
Perfluoroundecanoic acid	PFUnA	2058-94-8	yes	yes	yes
1H,1H, 2H, 2H-Perfluorohexane sulfonic acid	4:2FTS	757124-72-4	no	no	yes

Analyte	Abbreviation	CASRN	Method 537	Method 537.1	Method 533
1H,1H, 2H, 2H-Perfluorooctane sulfonic acid	6:2FTS	27619-97-2	no	no	yes
1H,1H, 2H, 2H-Perfluorodecane sulfonic acid	8:2FTS	39108-34-4	no	no	yes
Nonafluoro-3,6-dioxaheptanoic acid	NFDHA	151772-58-6	no	no	yes
Perfluorobutanoic acid	PFBA	375-22-4	no	no	yes
Perfluoro(2-ethoxyethane)sulfonic acid	PFEESA	113507-82-7	no	no	yes
Perfluoroheptanesulfonic acid	PFHpS	375-92-8	no	no	yes
Perfluoro-4-methoxybutanoic acid	PFMBA	863090-89-5	no	no	yes
Perfluoro-3-methoxypropanoic acid	PFMPA	377-73-1	no	no	yes
Perfluoropentanoic acid	PFPeA	2706-90-3	no	no	yes
Perfluoropentanesulfonic acid	PFPeS	2706-91-4	no	no	yes
N-ethyl perfluorooctane-sulfonamidoacetic acid	NEtFOSAA	2991-50-6	yes	yes	no
N-methyl perfluorooctane-sulfonamidoacetic acid	NMeFOSAA	2355-31-9	yes	yes	no
Perfluorotetradecanoic acid	PFTA	376-06-7	yes	yes	no
Perfluorotridecanoic acid	PFTTrDA	72629-94-8	yes	yes	no

Notes:

- “Yes” denotes that the method can be used to test for the specified analyte.
- “No” denotes that it cannot be used to test for the specified analyte.

These methods (533 and 537.1) measure all forms of the analytes as anions while the identity of the counterion is inconsequential. Method 533 could be used for a variety of environmental monitoring applications, which include the analysis of multiple short-chain PFAS that cannot be measured by Method 537.1 (Rosenblum et al., 2019).

In Method 533, the concentration of each analyte is calculated using the Isotopic Dilution (ID) technique. For quality control (QC) purposes, the percent recoveries of the ID analogues (added to samples prior to sample extraction to function as isotope dilution standards) are calculated using the integrated peak areas of isotope performance standards, which are added to the final extract and function as traditional internal standards, exclusively applied to the ID analogues.

Quantitation of linear and branch isomers of PFAS with drinking water methods

Accurate quantification of PFAS that are mixtures of linear isomers and branched isomers in environmental matrices is useful in understanding both the sources of PFAS and the age of the source, since the production of isomers varies by manufacturing processes. However, such quantification of PFAS can be difficult (Riddell et al., 2009).

With EPA Method 537, laboratories had difficulty in quantifying both linear and branch isomers of perfluorooctanoic acid (PFOA) (Shoemaker & Tettenhorst, 2018). To account for linear and branched isomers of PFOA, EPA recommends that integration and quantitation of drinking water samples include peaks that represent both linear and branched isomers. EPA notes that the correct application of the method is to calibrate using a certified quantitative standard that includes both the linear and branched isomers of each analyte, if available. As of the release of EPA's (2016) technical advisory, there is no certified quantitative mixed standard for PFOA, and the available PFOA standards can be used to account for mixed isomers.

Since there is currently no certified quantitative PFOA standard that contains both linear and branched isomers that can be used to quantitate in the traditional manner, EPA recommends that until such standards are available, labs use the following approach (EPA, 2016):

- Calibrate instrumentation using a certified quantitative standard containing only the linear isomer.
- Identify the branched isomers by analyzing a qualitative or semi-quantitative PFOA mixed standard that includes both linear and branched isomers (Wellington Laboratories, cat#: T-PFOA or equivalent), and compare retention times and tandem mass spectrometry transitions.
- Quantitate PFOA by integrating the total response (i.e., accounting for peaks that are identified as linear and branched isomers) and relying on the initial calibration with the linear-isomer quantitative standard.

Method 533 includes procedures for summing the contribution of multiple isomers to the final reported concentration. Where standard materials containing multiple isomers are commercially available, laboratories are encouraged to obtain the standards for the method analytes. The technical grade standards are used to identify retention times of branched and linear isomers of method analytes (Rosenblum et al., 2019).

2.1.2 Non–drinking water sample methods

Methods 537.1 Revision 2.0 and 533 are specified for analyzing PFAS in drinking water. As a result, they are not amenable to an expanded list of PFAS compounds or to analysis of other sample matrices without modification of the method. Method 537.1 Revision 2.0 only permitted modification to the method techniques for application to drinking water analysis. For

example, it would not work well for the determination of PFAS in consumer products or non-water matrices. Proprietary non-standard methods based on modifications of Method 537 are used by various commercial laboratories for the determination of PFAS in non-drinking water samples. The U.S. Department of Defense (DOD), Environmental Laboratory Accreditation Program (ELAP) maintains a list of laboratories for the determination of PFAS in various environmental media other than drinking water on the [Defense Environmental Network Information Exchange \(DENIX\) server](#).¹¹²

With lack of standardization among laboratories performing Method 537 modified, Ecology recommends, as part of the laboratory selection process for non-drinking water analysis (e.g. consumer product), the laboratory analytical procedure should be evaluated based on the DOD Quality Systems Manual (QSM) to ensure all parameters meet acceptance criteria for all analytical QC elements. The QC elements should be evaluated to ensure that they are set at levels that meet the project's measurement quality objectives (MQOs). The laboratories are required to provide an initial demonstration of capability (IDC) consistent with the DOD QSM for Ecology bid evaluation. The QC criteria should not be less stringent than the criteria found in the DOD QSM, Version 5.3, Appendix B, Table B-15 (DOD, 2019) or later version.

Currently, DOD QSM for Environmental Laboratories, Version 5.3, Table B-15 provides the most current and comprehensive set of quality standards for PFAS analysis. These performance-based standards outline specific quality processes for sample preparation, instrument calibration and analysis when working with PFAS. The DOD QSM, Version 5.3, Table B-15, criteria currently require ID quantitation of PFAS. The ID method accounts for interferences caused by complex sample matrices and bias introduced by sample preparation and instrumental issues.

EPA SW-846 Method 8327

In June 2019, EPA published a validated SW-846 Method 8327—Per- and Polyfluoroalkyl Substances (PFAS) Using External Standard Calibration and Liquid Chromatography/Tandem Mass Spectrometry (LC/MS/MS) (EPA, 2019). This method consists of a two-phase study for 24 PFAS analytes and 19 isotopically-labeled PFAS surrogates in four aqueous matrices of reagent water, surface water, groundwater, and wastewater effluent, three of which were intended to represent non-potable water matrices. As identified in Tables 11, 12, and 13 below, the PFAS targets included sulfonic acids (e.g., perfluorooctane sulfonic acid [PFOS]) (Table 11), fluorotelomer sulfonic acids (e.g., 6:2 fluorotelomer sulfonate [FTS]) (Table 11), carboxylic acids (e.g., PFOA) (Table 12), and sulfonamides and sulfonamidoacetic acids (e.g., N-methyl perfluorooctanesulfonamidoacetic acid [N-MeFOSAA]) (Table 13).

Target compounds are identified by comparing multiple reaction monitoring (MRM) transitions in the sample to MRM transitions in the standards. The retention time (RT) and qualifier ion ratio are compared to a mid-level standard to support qualitative identification. Target compounds are quantitated based on the response of their quantifier MRM transitions utilizing external standard calibration. See reference for method detail (EPA, 2019).

¹¹² <https://www.denix.osd.mil/edqw/accreditation/accreditedlabs/>

Standards for some target analytes may consist of mixtures of structural isomers. However, the Chemical Abstracts Service Registry Number (CASRN) listed in the tables below is for the normal-chain isomer. All CASRNs in the table are for the acid form. Sulfonic acids in stock standard mixes are typically received as the sodium or potassium salt form. CASRNs for the salt form are not included (EPA, 2019).

Analytes marked with an asterisk (*) in the tables exhibit known difficulties with reproducibility, response, recovery, stability, and/or chromatography that may reduce the overall quality or confidence in the result when using this method. This analyte may require special care to ensure analytical performance will meet the needs of the project and, where necessary, may also require the use of appropriate data qualification. See Section 1.3 of the referenced method for specific information regarding these analytes (EPA, 2019). The final version of Method 8327 was published in the SW-846 Compendium in July 2021 and is available for public use (EPA, 2021a). Section 8.2 of the final version recommends a maximum holding time of 14 days from sample collection to preparation and refrigerated (0 – 6 degrees C) storage as a guideline—it recommends frozen storage to extend sample holding times beyond 14 days.

Table 11. Method 8327 PFAS analytes: PFAS sulfonic acids.

Analyte	CASRN
Perfluoro-1-butanesulfonic acid (PFBS)	375-73-5
Perfluoro-1-pentanesulfonic acid (PFPeS)	2706-91-4
Perfluoro-1-hexanesulfonic acid (PFHxS)	355-46-4
Perfluoro-1-heptanesulfonic acid (PFHpS)	375-92-8
Perfluoro-1-octanesulfonic acid (PFOS)	1763-23-1
Perfluoro-1-nonanesulfonic acid (PFNS)	68259-12-1
Perfluoro-1-decanesulfonic acid (PFDS)	335-77-3
1H, 1H, 2H, 2H-perfluorohexane sulfonic acid (4:2 FTS)	757124-72-4
1H, 1H, 2H, 2H-perfluorooctane sulfonic acid (6:2 FTS)*	27619-97-2
1H, 1H, 2H, 2H-perfluorodecane sulfonic acid (8:2 FTS)*	39108-34-4

Table 12. Method 8327 PFAS analytes: PFAS carboxylic acids.

Analyte	CASRN
Perfluorobutanoic acid (PFBA)*	375-22-4
Perfluoropentanoic acid (PFPeA)*	2706-90-3
Perfluorohexanoic acid (PFHxA)*	307-24-4
Perfluoroheptanoic acid (PFHpA)	375-85-9

Analyte	CASRN
Perfluorooctanoic acid (PFOA)	335-67-1
Perfluorononanoic acid (PFNA)	375-95-1
Perfluorodecanoic acid (PFDA)	335-76-2
Perfluoroundecanoic acid (PFUDA)*	2058-94-8
Perfluorododecanoic acid (PFDOA)*	307-55-1
Perfluorotridecanoic acid (PFTTrDA)*	72629-94-8
Perfluorotetradecanoic acid (PFTTeDA)*	376-06-7

Table 13. Method 8327 PFAS analytes: PFAS sulfonamides and sulfonamidoacetic acids.

Analyte	CASRN
N-ethylperfluoro-1-octanesulfonamidoacetic acid (N-EtFOSAA)*	2991-50-6
N-methylperfluoro-1-octanesulfonamidoacetic acid (N-MeFOSAA)*	2355-31-9
Perfluoro-1-octanesulfonamide (FOSA)	754-91-6

EPA SW-846 Method 8328

Draft Method 8328 is tentatively scheduled to be issued by EPA in 2021. Draft Method 8328 will make use of solid-phase extraction (SPE) for non-drinking water aqueous samples and solvent extraction for solid matrices. ID will also be incorporated into this method (Mills & Impellitteri, 2019).

It is a more complex method relative to direct injection. The method will account for matrix effects (e.g., sorption) through isotopically marked standard recoveries, and the options to meet DOD requirements. The method is amenable to the same 24 PFAS as in Method 8327 plus GenX in matrices consisting of non-drinking water sources (surface water, groundwater, wastewater) and solids (soils, sediments, biosolids). Two-lab internal validation is ongoing, and an additional ten-lab external validation study is planned. EPA is exploring collaborative efforts with DOD on external validation. The target quantitation limit for Method 8328 is 10 nanograms (ng)/liter(L).

EPA Methods for Source (Air) Emissions

EPA identified three test methods for measuring PFAS source emissions (EPA, 2021b). Sources can include chemical manufacturers, commercial applications, and thermal treatment incineration processes.

Other Test Method (OTM)-45 is an EPA method that measures PFAS air emissions from stationary sources (EPA, 2021c). OTM-45 can currently be used to test for 50 specific PFAS and can be used to help identify other PFAS that may be present in the sample. EPA is collecting

feedback on this method from the scientific community in consideration of future method improvements.

SW-846 Test Method 0010: Modified Method 5 Sampling Train is a performance-based method that uses an isotope dilution train approach for GC/MS targeted and non-targeted analysis (EPA, 2018). This method is used for semi-volatiles and non-volatiles. Modified Method TO-15 uses SUMMA canisters for GX/MS targeted and non-targeted analysis (EPA, 1999). This method is used for volatiles.

Other EPA methods in development

Table 14 below summarizes the description and status of additional methods EPA is developing and validating to detect and quantify selected PFAS in air, water, and soil (EPA, 2021b).

Table 14. EPA method development and validation to detect and quantify selected PFAS in air, water, soil and other environmental media (EPA, 2021b).

Title	Media	Description	Status
SW-846 Isotope Dilution Method	Non-potable water and other environmental media (e.g., soil, biosolids, sediment)	An isotope dilution method for non-drinking water aqueous matrices (surface water, groundwater, wastewater influent/effluent, landfill leachate), fish tissues, biosolids, soils, and sediments.	Developed in collaboration with DOD. A draft method will be posted after validation studies are complete.
Ambient/Near-Source	Ambient air	Field deployable Time of Flight/Chemical Ionization Mass Spectrometer for real time detection and measurement.	In development by EPA.
Semivolatile PFAS	Ambient air	A performance-based method guide by EPA TO-13a.	In development by EPA.
Volatile PFAS	Ambient air	Uses SUMMA canisters and sorbent traps for GC/MS targeted and non-targeted analysis.	In development by EPA.
Total Organic Fluorine (TOF)	Environmental samples	EPA is developing a potential rapid screening tool to identify total PFAS presence and absence. This eventual standard operating procedure will be used to quantify TOF.	EPA is working to develop this method in 2021.

Title	Media	Description	Status
Total Organic Precursors (TOP)	Environmental samples	EPA is considering the development of a method, based on existing protocols, to identify PFAS precursors that may transform to more persistent PFAS.	TOP methods are commercially available. EPA will consider the need for a thorough multi-laboratory validation study in 2021.
Draft CWA Method 1633	Wastewater, surface water, soils, biosolids, landfill leachate and fish tissue	Analysis of 40 PFAS by LC-MS/MS	Draft laboratory analytical method issued in August 2021.

International Organization for Standardization (ISO) Method 25101:2009: SPE in water

ISO 25101:2009 specifies a method for the determination of the linear isomers of PFOS and PFOA in unfiltered samples of drinking water, groundwater, and surface water (fresh water and sea water) using high-performance liquid chromatography-tandem mass spectrometry (HPLC-MS/MS) (ISO 2009, reviewed 2014). Analytes are extracted from water samples by solid phase extraction (SPE) followed by solvent elution and determined by HPLC-MS/MS. Other isomers may be reported separately as non-linear isomers and qualified as such. The method is applicable to a concentration range of 2 – 10,000 ng/L for PFOS and 10 – 10,000 ng/L for PFOA. Depending on the matrix, the method may also be applicable to higher concentrations ranging from 100 – 200,000 ng/L after suitable dilution of the sample or reduction in sample size.

ASTM D7979: Direct injection—surface and wastewater

ASTM D7979 have been successfully used in the determination of selected PFAS in water matrices (e.g., sludge and wastewater influent and effluent) using liquid chromatography (LC) and detection with tandem mass spectrometry (MS/MS) (ASTM 2017). This method adheres to a technique known as selected reaction monitoring (SRM) or sometimes referred to as multiple reaction monitoring (MRM). This is not a drinking water method—performance of this test method has not been evaluated on drinking water matrices. ASTM D7979 is a performance-based method, and alternative operating conditions can be used to perform this method provided data quality objectives are attained. It is a direct injection method that does not require sample preparation.

ASTM D7979 (2017) currently covers the analysis of 21 PFAS compounds, with ten additional compounds listed for consideration in the appendix of the method. Eight additional PFAS compounds, including three emerging PFAS compound of interest (11-chloroeicosafluoro-3-oxaundecane-1-sulfonic acid [11Cl-PF3OUdS], 9-chlorohexadecafluoro-3-oxanone-1-sulfonic acid [9Cl-PF3ONS], and 4,8-dioxa-3H-perfluorononanoic acid [ADONA]), have been determined by the method to a total of 39 PFAS analytes (Waters, 2018).

Since the publication of this international standard, there have been many comments regarding the method, ranging from applicability to matrices, detection limits, lack of solid phase extraction, and calibration model.

ASTM D7968: Solids (soil)

This method was developed by EPA Region 5 Chicago Regional Laboratory, and has been successfully used for the determination of selected PFAS in a soil matrix (ASTM, 2017a). It is similar in scope to ASTM D7979-17 and uses solvent extraction and filtration, followed by LC/MS/MS to qualitatively and quantitatively determine PFAS in soil. Thirty analytes can be detected with this method, including but not limited to:

- Eleven perfluoroalkyl carboxylic acids.
- Three perfluoroalkyl sulfonates.
- Decafluoro-4- (pentafluoroethyl) cyclohexanesulfonate.
- Six fluorotelomers.

This is also a performance-based method, and alternative operating conditions can be used to perform this method, provided that all data quality objectives defined in the method are attained. It is recommended that QC and quality assurance requirements, if not well defined in the standard methods, must not be less stringent than the PFAS requirement found in DOD QSM (2019), Version 5.3 or later, Appendix B, and Table B-15, for media types.

2.2 Non-specific methods for PFAS analysis

Many of the available standard methods for PFAS analysis do not account for all known PFAS. Human exposures to PFAS are generally not from individual PFAS, but from a complex mixture (Schaidler et al., 2017), and analytical techniques are limited for determining which PFAS constituents are in a given mixture. Hence, the full extent of PFAS contamination could be underestimated when targeted analytical methods are used to quantify PFAS concentration. The complexity of PFAS, the production of commercial mixtures, and the tendency to generate intermediate transformation products (Guelfo et al., 2018) present a performance challenge for current targeted methods.

Targeted analytical methods have been used successfully in quantitation of known PFAS chemicals (Lacorte et al., 2006), but they may not be feasible in the quantitation of more than 9,000 PFAS that are recognized today (EPA, 2020; Thermofisher, 2018). Unknown PFAS—including new alternatives or legacy substances, their transformation products, and residual impurities—may contribute to a substantial proportion of unknown organic fluorine in the environment.

These unknowns represent a great source of uncertainty for ascertaining environmental and human health risks (Liu et al., 2019). Analytical approaches that can discover and characterize such unknown PFAS are a first step to facilitating knowledge on the hazards and environmental behaviors of these unknown chemicals. Studies have indicated that scientists are using techniques that focus on measuring the total exposure of all PFAS instead of one or a limited

set of PFAS. This is important to gain a better understanding of exposures to PFAS as a class (Hartmann et al., 2107; Poothong et al., 2017).

In a published study by the Nordic Council of Ministers analyzing PFAS and TOF in products, comparison between analyzed individual PFAS and TOF concentration showed that individual PFAS constitute a small proportion of the TOF (Borg et al., 2017). It indicates a data gap relative to the unknown or potentially uncharacterized PFAS by conventional analytical techniques. The TOF method is capable of measuring TOF at ultra-trace levels and checking the mass balance, but cannot trace the individual analytes present in the sample (Ateia et al., 2019).

Schultes et al. (2019) also compared combustion ion chromatography (CIC) based EOF to target PFAS measurement in food packaging samples by LC/MS/MS. The study revealed large amounts of unidentified organic fluorine not captured by compound-specific analysis.

Liu et al. (2019), in their literature review of HRMS for non-targeted analysis, reported unknown PFAS discovery in commercial products, surfactant concentrates in environmental samples, sediment, soil, airborne particulate matter, and concrete, as well as in biological matrices, polar bears, and human serum.

2.2.1 Non-standard analytical techniques for measuring PFAS

McDonough et al. (2019) evaluated analytical techniques for measuring total (bulk) organo-fluorine developed for the study and quantification of unidentified fractions of PFAS in environmental and biological samples. These methods or techniques vary in applicability to different sample matrices, and in their selectivity and sensitivity. Description of each technique follows.

Combustion ion chromatography (CIC) methods

Combustion ion chromatography mineralizes and then measures organic fluorine from the EOF and absorbable organic fluorine (AOF) assay. Samples are combusted at a temperature of 900 – 1,000 degree Celsius (C) to convert organic fluorine to hydrofluoric acid, which is then absorbed into a solution of sodium hydroxide (McDonough et al., 2019). The total concentration of the fluoride is subsequently measured by ion chromatography (IC) after calibration with sodium fluoride. The choice of sample preparation is important in isolating organic fluorine from fluoride prior to CIC analysis, since CIC will not differentiate between organic and inorganic fluorine, and does not identify individual PFAS.

In EOF, the organic fluorine fraction is isolated by ion pairing methods and TOF is measured by CIC. The EOF assay is the most commonly used assay found in literature for total organic fluorine measurement in different environmental matrices, in human blood (Miyake et al., 2007, Yeung et al., 2013), and in marine mammals (Yeung et al., 2009).

Wagner et al. (2013) described the AOF assay, which differs in the way the organo-fluorine is extracted from the sample matrix. In AOF, the sample is passed through cartridges containing synthetic polystyrenedivinylbenzene-based activated carbon (AC). Residual fluoride is removed with a sodium nitrate washing solution, and the AC absorbent is then analyzed by CIC. AOF has only been applied to waters and wastewater (Dauchy et al., 2017; Wagner et al., 2013).

Particle-induced gamma ray emission (PIGE)

PIGE is a non-destructive analytical technique that takes advantage of the unique gamma-ray wavelength emission of fluorine when impacted with a proton ion beam. The technique is not compound specific, but it is able to assess total fluorine content of a variety of materials isolated on a thin surface. Fluorine can be detected to a depth of approximately 200 micrometers (μm), but the precise value varies by substrate type (Ritter et al., 2017).

The sample is secured in the instrument and bombarded *ex vacuo* under a 3.4 Mega electron-volt (MeV) beam with an intensity of 10 nanoampere (nA) for approximately 180 seconds. Two gamma rays characteristic of the decay of the F nucleus (110 kiloelectron volt (keV) and 197 keV) are measured and the responses integrated. PIGE has recently been quantitatively applied to the measurement of PFAS-impacted samples by creating calibration standards consisting of textiles soaked in solution of a known organofluorine (Ritter et al., 2017).

PIGE has primarily been used for solid-phase samples such as textiles, paper, and food packaging (Lang et al., 2016, Robel et al., 2017, Schaidler et al., 2017). PIGE is a rapid screening technique to measure fluoride, PFAS, and other fluorine-containing compounds in the samples. PIGE does not differentiate between inorganic fluorine and organic fluorine. It is important to understand whether there are significant sources of both organic and inorganic fluorine in a sample. There are techniques to remove inorganic fluorine that can make it specific for organofluorine if the sample does not contain a significant amount of fluoride or if the inorganic fluoride has been removed from the sample.

PIGE can detect a wide range of fluorine treatment chemicals including polymeric fluorine treatments such as polytetrafluoroethylene (PTFE), side-chain fluorinated polymers, and small molecule products.

Total oxidizable precursors (TOP) assay

Houtz and Sedlak (2012) developed the TOP assay method. The TOP assay was developed to infer and indirectly quantify the total amount of chemical precursors to perfluorinated alkyl acids (PFAA) in a sample by comparing the concentrations of specific PFAAs before and after oxidation of the sample by an excess of hydroxyl radicals (Houtz & Sedlak, 2012). It is the most selective of PFAS surrogate analytical methods, in that it selects only PFAS compounds that can be oxidized to form targeted PFAAs (McDonough et al., 2019). The same procedure of sample preparation is followed as traditionally used for targeted LC/MS/MS analysis. The assay is useful with compounds that oxidize to form LC-amenable hydroxyl radical resistant PFAS, however, these oxidation products must then also be detectable by LC/MS/MS. Some oxidation products, such as very short-chain PFAS, will not be detected by standard post-assay detection approaches such as EPA Method 537.

The assay is subject to low and variable recoveries that may lead to false negatives, especially in samples that have very low levels of PFAS (Robel et al., 2017). The limitation of the TOP assay is that it does not easily differentiate between precursors that contain telomer or sulfonamide functionalities, as all of these precursors are chemically oxidized primarily to perfluoroalkyl carboxylates. The TOP assay has not been demonstrated on large molecular weight polymer

compounds or newer ether-linked PFAS like GenX. It is unknown if the oxidative process would liberate PFAAs from these types of compounds.

The TOP assay process converts fluorotelomer-based compounds including PFAA precursors into a mixture of PFAA products (Houtz & Sedlak, 2012). The increase in PFAAs measured after the TOP assay, relative to before, is a conservative estimate of the total concentration of PFAA precursors present in a sample, because not all PFAS present will be subject to quantitation or reaction, and will remain as undetected PFAS. The PFAAs generated have perfluoroalkyl chain lengths equal to or shorter than the perfluoroalkyl chain lengths present in the precursors (Dauchy et al., 2017; Houtz et al., 2013; Houtz & Sedlak, 2012; Weber et al., 2017).

The TOP assay has been applied to a number of environmental matrices such as effluent wastewater, stormwater runoff, river water and groundwater, and soil. Houtz and Sedlak (2012), Houtz et al. (2013, 2016), McGuire et al. (2014), and Harding-Marjanovic et al. (2015) have published applications of the TOP assay.

The paper published by Zhang et al. (2019) on the fate of per- and polyfluoroalkyl ether acids (PFEAs), including fluorinated replacements such as GenX and ADONA and manufacturing byproducts, found that PFEAs containing the -O-CFH- moiety were readily oxidized in the TOP assay.

GenX, in their study, was among the ten perfluoroalkyl ether acids and one chlorinated polyfluoroalkyl ether acid (F-53B) that were stable of the 15 PFEAs in the TOP assay. Prior to the Zhang et al. (2019) paper, PFEAs were not in the TOP assay analyte list—the paper recommended that adding PFEAs will capture a higher percentage of the total PFAS concentration in environmental samples. The polyfluoroalkyl ether acids with a -O-CFH- moiety were mostly oxidized to products that could not be identified by targeted liquid chromatography and high-resolution mass spectrometry.

Although, GenX may not appreciably degrade in the environment, other PFEAs may degrade as described in Zhang et al. (2019). It has been demonstrated that polyfluoroalkyl ether acids with a -O-CFH- moiety such ADONA are amenable to TOP assay. Application of TOP assay to PFEAs showed the presence of precursors that form perfluoroalkyl carboxylic acids.

2.3 Challenges of analytical method selection

Detailed descriptions of the non-standard analytical techniques for measuring PFAS are referenced in TOP (Houtz & Sedlak, 2012), PIGE (Ritter et al., 2017), EOF (Miyake et al., 2007), and AOF (Wagner et al., 2013). These methods enable measurement of total precursors, TF, and TOF, respectively. Method choice depends on the selectivity and inclusivity of individual or cumulative PFAS needed for a given application. McDonough et al. (2019) indicated that methods that are highly inclusive—such as PIGE, which does not differentiate between organic and inorganic fluorine—are impractical for measuring PFAS-related organofluorine.

However, EOF has a unique advantage over other methods as its selectivity can be adjusted depending on the sample preparation and fractionation method, and it can be used to measure PFAS-related organofluorine present in a sample. EOF and AOF may have sufficient sensitivity to

measure total PFAS in water (Miyake et al., 2007), while the sensitivity of PIGE may be limited by fluoride interferences.

Among these methods, the TOP assay is the most sensitive for individual PFAS (Houtz & Sedlak, 2012), as it utilizes LC/MS/MS of targeted precursors. However, it is limited in its ability to account for emerging PFAS of concern, such as GenX and ADONA, that do not oxidize. It is also prone to selectivity concerns with reverse phase liquid chromatography, meaning that compounds that are not retained by the LC columns (for example, short-chain PFAS) are lost.

Although analysis of PFAS is progressing, significant challenges remain from the fact that the complete list of PFAS relevant to environmental and human exposure scenarios is still unknown. As more research and studies identify novel PFAS and precursor transformation products, an effective, comprehensive technique that is capable of quantitative non-target analysis remains elusive (Nakayama et al., 2019).

Targeted analyses with sensitive and highly specific analytical methods have made great contributions to PFAS discovery and to quantification of concentrations in human and environmental samples (Liu et al., 2019). However, the full extent of PFAS contamination may be underestimated unless non-targeted methods are used for PFAS analysis. The lack of available analytical standards means that precursors, degradation products, and transformation products will not be quantified (D'Agostino & Mabury, 2018).

Recent development in HRMS has made the discovery of unknown or suspected PFAS possible without the need for an authentic standard (Liu et al., 2019). HRMS, using technology such as quadrupole time of flight (QTOF), generates high mass accuracy data that can be used to identify unknown compounds (Barzen-Hanson et al., 2017b; Strynar et al., 2015).

McDonough et al. (2019) recommended combining total organofluorine measurements by EOF and/or TOP assay with HRMS and with targeted analytical methods (LC/MS/MS) to obtain a full characterization of PFAS composition and sources. Although this recommendation may be specific to water, TOF measurement has been applied to other matrices (Schultes et al., 2019). Guelfo et al. (2018) suggested that coupling AOF/EOF, TOP, or PIGE with LC/MS/MS could help provide a better understanding of the total PFAS load present in a sample, but will not result in identification of all individual PFAS present.

The availability of these techniques (EOF, PIGE, and HRMS—except TOP assay) is mostly limited to non-commercial research facilities or laboratories. The quantification of PFAS that lack standards remains a challenge.

Due to the limitation of available standard methods, non-targeted analytical techniques that can measure the total PFAS concentration in multiple matrices are preferred. The selection of any non-targeted method depends on the selectivity and inclusivity for a given application.

Spaan et al. (2020) highlighted the importance of a multiplatform approach for accurately characterizing PFAS. To assess whether PFAS exposure is underestimated in marine mammals, Spaan et al. (2020) performed a combination of targeted ultra performance liquid chromatography analysis tandem mass spectrometry (UPLC-MS/MS) and suspect screening (UPLC-Orbitrap-MS)—in addition to EOF/CIC for the determination of TF. This approach

resulted in the identification of 63 more PFAS that were not included in the targeted analysis, but were prioritized samples from EOF for suspect screening and quantification. EOF/CIC remains a tool in determining the total PFAS as TF (except where suspect screening is required to identify the unknown PFAS from the mass balance).

In their study, Dubocg et al. (2020) also used a multiplatform approach comprising of a novel workflow combining target analysis, non-target screening analysis (NTA), TF analysis, and inorganic fluoride (IF) analysis to characterize the chemical composition of 24 firefighting foams marketed as containing PFAS as well as fluorine-free foams. By using these approaches, the study determined the sum of the targeted PFAS and total organofluorine concentration, as well as a mass balance of known and unknown organofluorine. In this study, five fluorinated substances were tentatively identified, and non-fluorinated zwitterionic betaine compounds, which are considered to be replacement substances for PFAS, were tentatively identified in the organofluorine-free foams.

Miaz et al. (2020) developed a combined method for quantitative analysis, along with suspect and non-target screening of PFAS using ultra-high pressure liquid chromatography and ultra-high resolution (Orbitrap) mass spectrometry as reported in Spaan et al. (2020). The method was applied together with measurements of TF and EOF to pooled serum samples. This study found that targeted PFAS accounted for a smaller fraction of the EOF in the serum, indicating an increased contribution from unidentified PFAS. Non-targeted screening found three unidentified features with neutral masses, but the authors could not confirm if they are fluorinated without structural elucidation and NTA data base mining confirmation (Miaz et al., 2020).

A multiplatform approach allows for the comparison of the sum PFAS concentrations from targeted analysis to EOF and total fluorine (Miaz et al., 2020; Spaan et al., 2020). An important shortcoming of the non-targeted methods is that they are not standardized or multi-laboratory validated. The use of these methods is limited to research and investigation. Their results cannot be used for estimating toxicological effects, preventing the use of these methods, or for regulatory purposes.

2.4 Data gaps and recommendations

2.4.1 Data gaps

Progress has been made in the targeted analysis of PFAS. However, significant challenges remain, in that the complete list of PFAS relevant to environmental and human exposure scenarios is still unknown. It is estimated that there are more than 9,000 known registered PFAS compounds (Miaz et al., 2020). Targeted PFAS analysis can only quantify a limited amount of known PFAS, and most of the targeted analytical techniques only address the anionic forms of PFAS, unable to identify cationic, zwitterionic, and neutral forms of PFAS.

These unknown PFAS represent a great source of uncertainty for ascertaining environmental and human health risks (Liu et al., 2019). Analytical approaches that can discover and characterize such unknown PFAS are a first step to facilitating knowledge on the hazards and environmental behaviors of these unknown substances.

Addressing these challenges requires analytical tools that are both selective and inclusive (analytical methods that are able to detect thousands of known and unknown PFAS). Targeted analysis using LC with either HRMS (e.g., quadrupole time-of-flight; Q-TOF) or MS/MS can capture many known PFAS. Non-targeted analysis using HRMS could also be used to identify many additional suspected or previously uncharacterized PFAS.

Using LC/MS/MS or LC-HRMS for PFAS identification and quantification requires analytical standards, and standards are currently only available for about 100 of the more than 3,000 potentially relevant PFAS (Liu et al., 2019). HRMS can be used with a number of techniques for measuring TOF to study and quantify the unidentified portion of PFAS in environmental samples. CIC and PIGE can be used to identify samples with high organic fluorine content, which can then be selected for non-target HRMS analysis.

CIC has been used to measure the TF in firefighting foams, and when combined with HRMS, can quantify the unidentified fraction of the PFAS that were unaccounted in targeted analysis (Dubocq et al., 2020). Although useful, CIC and PIGE have low sensitivity, limiting their direct application to many environmental samples (Liu et al., 2019). EOF/CIC remains a tool in determining the total PFAS as TF (except where suspect screening is required to identify the unknown PFAS from the mass balance).

Spaan et al. (2020), Dubocq et al. (2020), and Miaz et al. (2020) highlighted the importance of multiplatform approaches for accurately characterizing PFAS. The multiplatform approach combines target analysis, non-target screening analysis (NTA), EOF/CIC for the determination of total fluorine (TF), and inorganic fluoride (IF) analysis to characterize the chemical composition of both known and unknown PFAS. This approach resulted in the identification of more PFAS chemicals that were not included in the targeted analysis but were prioritized samples from EOF for suspect screening and quantification. By using these approaches, the sum of the targeted PFAS and total organic organofluorine concentration were determined, as well as a mass balance of known and unknown organofluorine.

The multiplatform approach has been used in the study of fluorinated substances that were tentatively identified, and non-fluorinated zwitterionic betaine compounds (which are considered to be replacement substances for PFAS) that were tentatively identified in the organofluorine-free foams (Dubocq et al., 2020).

Non-targeted screening techniques are semi-quantitative and require structural elucidation and NTA data base mining confirmation. Sample pre-treatment and data analysis are not standardized. A multiplatform approach allows for the comparison of the sum PFAS concentrations from targeted analysis to EOF and total fluorine. Although these approaches are used in the discovery of unidentified PFAS, they are also useful for screening fluorinated substances in the environment and other matrices. For regulatory purposes, standard validated methods such as EPA-validated PFAS analytical methods are recommended. Non-targeted analysis techniques are not validated, and may not be used for regulatory purposes.

A specific multiplatform approach could be used to identify and quantify multiple PFAS chemicals, and provide data on PFAS presence in varying types of environmental media. Ecology supports the use of approved validated methods as recommended by EPA for specific

targeted PFAS analysis. Modification of an approved standard analytical method will require Ecology approval, provided such modification is consistent with the DOD QSM.

2.4.2 Recommendations

There are no specific recommendations resulting from our analysis of analytical methods, neither of those available now nor those in process of development. Implementation of several recommendations in the CAP will require sampling and assessment of PFAS in various environmental media. This includes but is not limited to the following:

- 1.2 Technical support for site characterization, source investigation, and mitigation at contaminated sites.
- 4.1 Evaluate PFAS in wastewater treatment.
- 4.2 Evaluate PFAS in landfill leachate and air emissions.
- 4.3 Evaluate Washington biosolids management.

References

- Ateia, M., Maroli, A., Tharayil, N., & Karanfil, T. (2019). The overlooked short- and ultrashort-chain poly- and perfluorinated substances: A review. *Chemosphere*, *220*, 866–882. <https://doi.org/10.1016/j.chemosphere.2018.12.186>
- ASTM. (2017a). D7979-17: Standard Test Method for Determination of Per- and Polyfluoroalkyl Substances in Water, Sludge, Influent, Effluent and Wastewater by Liquid Chromatography Tandem Mass Spectrometry (LC/MS/MS). Retrieved from <https://www.astm.org/>
- ASTM. (2017b). D7968-17a: Standard Test Method for Determination of Polyfluoroalkyl Compounds in Soil by Liquid Chromatography Tandem Mass Spectrometry (LC/MS/MS). Retrieved from <https://www.astm.org/>
- Barzen-Hanson, K. A., Roberts, S. C., Choyke, S., Oetjen, K., McAlees, A., Riddell, N., McCrindle, R., Ferguson, P. L., Higgins, C. P., & Field, J. A. (2017). Discovery of 40 Classes of Per- and Polyfluoroalkyl Substances in Historical Aqueous Film-Forming Foams (AFFFs) and AFFF-Impacted Groundwater. *Environmental Science & Technology*, *51*, 2047–2057. <https://doi.org/10.1021/acs.est.6b05843>
- Berger, U., Kaiser, M. A., Kärrman, A., Barber, J. L., & van Leeuwen, S. P. J. (2011). Recent developments in trace analysis of poly- and perfluoroalkyl substances. *Analytical and Bioanalytical Chemistry*, *400*, 1625–1635. <https://doi.org/10.1007/s00216-011-4823-8>
- Borg, D., & Ivarsson, J. (2017). *Analysis of PFASs and TOF in products*. Nordic Council of Ministers. <https://doi.org/10.6027/TN2017-543>
- Brendel, S., Fetter, É., Staude, C., Vierke, L., & Biegel-Engler, A. (2018). Short-chain perfluoroalkyl acids: environmental concerns and a regulatory strategy under REACH. *Environmental Sciences Europe*, *30*, 9. <https://doi.org/10.1186/s12302-018-0134-4>
- Buck, R. C., Franklin, J., Berger, U., Conder, J. M., Cousins, I. T., de Voogt, P., Jensen, A. A., Kannan, K., Mabury, S. A., & van Leeuwen, S. P. (2011). Perfluoroalkyl and polyfluoroalkyl substances in the environment: Terminology, classification, and origins. *Integrated Environmental Assessment and Management*, *7*, 513–541. <https://doi.org/10.1002/ieam.258>
- D'Agostino, L. A., & Mabury, S. A. (2017). Aerobic biodegradation of 2 fluorotelomer sulfonamide-based aqueous film-forming foam components produces perfluoroalkyl carboxylates. *Environmental Toxicology and Chemistry*, *36*, 2012–2021. <https://doi.org/10.1002/etc.3750>
- Dauchy, X., Boiteux, V., Bach, C., Colin, A., Hemard, J., Rosin, C., & Munoz, J.-F. (2017). Mass flows and fate of per- and polyfluoroalkyl substances (PFASs) in the wastewater treatment plant of a fluorochemical manufacturing facility. *Science of the Total Environment*, *576*, 549–558. <https://doi.org/10.1016/j.scitotenv.2016.10.130>

- Department of Toxic Substances Control (DTSC). (2019). Product – Chemical Profile for Carpets and Rugs Containing Perfluoroalkyl or Polyfluoroalkyl Substances. Retrieved from https://dtsc.ca.gov/wp-content/uploads/sites/31/2020/02/Final_Product-Chemical_Profile_Carpets_Rugs_PFASs_a.pdf
- De Voogt, P., & Saez, M. (2006). Analytical chemistry of perfluoroalkylated substances. *TrAC Trends in Analytical Chemistry*, 25, 326–342. <https://doi.org/10.1016/j.trac.2005.10.008>
- Department of Defense (DOD). (2019). DOD Quality Systems Manual Version 5.3 DOE Quality Systems Manual (QSM) for Environmental Laboratories. Retrieved from <https://denix.osd.mil/edqw/documents/manuals/qsm-version-5-3-final/>
- Dubocq, F., Wang, T., Yeung, L. W. Y., Sjöberg, V., & Kärrman, A. (2019). Characterization of the Chemical Contents of Fluorinated and Fluorine-Free Firefighting Foams Using a Novel Workflow Combining Nontarget Screening and Total Fluorine Analysis. *Environmental Science & Technology*, acs.est.9b05440. <https://doi.org/10.1021/acs.est.9b05440>
- Guelfo, J. L., & Adamson, D. T. (2018). Evaluation of a national data set for insights into sources, composition, and concentrations of per- and polyfluoroalkyl substances (PFASs) in U.S. drinking water. *Environmental Pollution*, 236, 505–513. <https://doi.org/10.1016/j.envpol.2018.01.066>
- Guelfo, J. L., Marlow, T., Klein, D. M., Savitz, D. A., Frickel, S., Crimi, M., & Suuberg, E. M. (2018). Evaluation and Management Strategies for Per- and Polyfluoroalkyl Substances (PFASs) in Drinking Water Aquifers: Perspectives from Impacted U.S. Northeast Communities. *Environmental Health Perspectives*, 126, 065001. <https://doi.org/10.1289/EHP2727>
- Harding-Marjanovic, K. C., Houtz, E. F., Yi, S., Field, J. A., Sedlak, D. L., & Alvarez-Cohen, L. (2015). Aerobic Biotransformation of Fluorotelomer Thioether Amido Sulfonate (Lodyne) in AFFF-Amended Microcosms. *Environmental Science & Technology*, 49, 7666–7674. <https://doi.org/10.1021/acs.est.5b01219>
- Hartmann, C., Rafflesberg, W., Scharf, S., & Uhl, M. (2017). Perfluoroalkylated substances in human urine: results of a biomonitoring pilot study. *Biomonitoring*, 4, 1–10. <https://doi.org/10.1515/bimo-2017-0001>
- Houtz, E. F., Higgins, C. P., Field, J. A., & Sedlak, D. L. (2013). Persistence of Perfluoroalkyl Acid Precursors in AFFF-Impacted Groundwater and Soil. *Environmental Science & Technology*, 47, 8187–8195. <https://doi.org/10.1021/es4018877>
- Houtz, E. F., Sutton, R., Park, J.-S., & Sedlak, M. (2016). Poly- and perfluoroalkyl substances in wastewater: Significance of unknown precursors, manufacturing shifts, and likely AFFF impacts. *Water Research*, 95, 142–149. <https://doi.org/10.1016/j.watres.2016.02.055>
- International Organization for Standardization (ISO). (2009). ISO 25101:2009(en) Water quality — Determination of perfluorooctanesulfonate (PFOS) and perfluorooctanoate (PFOA) — Method for unfiltered samples using solid phase extraction and liquid chromatography/mass spectrometry. Retrieved from <https://www.iso.org/obp/ui/#iso:std:iso:25101:ed-1:v1:en>

- Interstate Technology & Regulatory Council (ITRC). (2018). Site Characterization Considerations, Sampling Precautions, and Laboratory Analytical Methods for Per- and Polyfluoroalkyl Substances (PFAS).
- Jahnke, A., & Berger, U. (2009). Trace analysis of per- and polyfluorinated alkyl substances in various matrices—How do current methods perform? *Journal of Chromatography A*, *1216*, 410–421. <https://doi.org/10.1016/j.chroma.2008.08.098>
- Kato, K., Wong, L.-Y., Jia, L. T., Kuklenyik, Z., & Calafat, A. M. (2011). Trends in Exposure to Polyfluoroalkyl Chemicals in the U.S. Population: 1999–2008 †. *Environmental Science & Technology*, *45*, 8037–8045. <https://doi.org/10.1021/es1043613>
- Lang, J. R., Allred, B. M., Peaslee, G. F., Field, J. A., & Barlaz, M. A. (2016). Release of Per- and Polyfluoroalkyl Substances (PFASs) from Carpet and Clothing in Model Anaerobic Landfill Reactors. *Environmental Science & Technology*, *50*, 5024–5032. <https://doi.org/10.1021/acs.est.5b06237>
- Lilienthal, H., Dieter, H. H., Hölzer, J., & Wilhelm, M. (2017). Recent experimental results of effects of perfluoroalkyl substances in laboratory animals – Relation to current regulations and guidance values. *International Journal of Hygiene and Environmental Health*, *220*, 766–775. <https://doi.org/10.1016/j.ijheh.2017.03.001>
- Liu, Y., D’Agostino, L. A., Qu, G., Jiang, G., & Martin, J. W. (2019). High-resolution mass spectrometry (HRMS) methods for nontarget discovery and characterization of poly- and per-fluoroalkyl substances (PFASs) in environmental and human samples. *TrAC Trends in Analytical Chemistry*, *121*, 115–420. <https://doi.org/10.1016/j.trac.2019.02.021>
- Mahmoud, M. A. M., Kärrman, A., Oono, S., Harada, K. H., & Koizumi, A. (2009). Polyfluorinated telomers in precipitation and surface water in an urban area of Japan. *Chemosphere*, *74*, 467–472. <https://doi.org/10.1016/j.chemosphere.2008.08.029>
- McDonough, C. A., Guelfo, J. L., & Higgins, C. P. (2019). Measuring total PFASs in water: The tradeoff between selectivity and inclusivity. *Current Opinion in Environmental Science & Health*, *7*, 13–18. <https://doi.org/10.1016/j.coesh.2018.08.005>
- McGuire, M., Schaefer, C., Richards, T., Backe, W., Field, J., Houtz, E., Sedlak, D., Guelfo, J., Wunsch, A., & Higgins, C. (2014). Evidence of Remediation-Induced Alteration of Subsurface Poly- and Perfluoroalkyl Substance Distribution at a Former Firefighter Training Area. *Environmental Science & Technology*, *48*, 6644–6652. <https://doi.org/10.1021/es5006187>
- Miaz, L., Plassmann, M. M., Gyllenhammar, I., Bignert, A., Sandblom, O., Lignell, S., Glynn, A., & Benskin, J. (2020). Temporal trends of suspect- and target-per/polyfluoroalkyl substances (PFAS), extractable organic fluorine (EOF) and total fluorine (TF) in pooled serum from first-time mothers in Uppsala, Sweden, 1996–2017. *Environmental Science: Processes & Impacts*, *22*, 1071–1083. <https://doi.org/10.1039/C9EM00502A>
- Mills, M., & Impellitteri, C. (2019). EPA Method Development Update: Per- and Polyfluoroalkyl Substances (PFAS). Retrieved from https://cfpub.epa.gov/si/si_public_record_report.cfm?Lab=NRMRL&dirEntryId=345654

- Miyake, Y., Yamashita, N., So, M., Rostkowski, P., Taniyasu, S., Lam, P., & Kannan, K. (2007). Trace analysis of total fluorine in human blood using combustion ion chromatography for fluorine: A mass balance approach for the determination of known and unknown organofluorine compounds. *Journal of Chromatography A*, *1154*, 214–221. <https://doi.org/10.1016/j.chroma.2007.03.084>
- Moody, C. A., Kwan, W. C., Martin, J. W., Muir, D. C. G., & Mabury, S. A. (2001). Determination of Perfluorinated Surfactants in Surface Water Samples by Two Independent Analytical Techniques: Liquid Chromatography/Tandem Mass Spectrometry and ¹⁹F NMR. *Analytical Chemistry*, *73*, 2200–2206. <https://doi.org/10.1021/ac0100648>
- Nakayama, S. F., Yoshikane, M., Onoda, Y., Nishihama, Y., Iwai-Shimada, M., Takagi, M., Kobayashi, Y., & Isobe, T. (2019). Worldwide trends in tracing poly- and perfluoroalkyl substances (PFAS) in the environment. *TrAC Trends in Analytical Chemistry*, *121*, 115–410. <https://doi.org/10.1016/j.trac.2019.02.011>
- Poothong, S., Thomsen, C., Padilla-Sanchez, J. A., Papadopoulou, E., & Haug, L. S. (2017). Distribution of Novel and Well-Known Poly- and Perfluoroalkyl Substances (PFASs) in Human Serum, Plasma, and Whole Blood. *Environmental Science & Technology*, *51*, 13388–13396. <https://doi.org/10.1021/acs.est.7b03299>
- Ritter, E. E., Dickinson, M. E., Harron, J. P., Lunderberg, D. M., DeYoung, P. A., Robel, A. E., Field, J. A., & Peaslee, G. F. (2017). PIGE as a screening tool for per- and polyfluorinated substances in papers and textiles. *Nuclear Instruments and Methods in Physics Research Section B: Beam Interactions with Materials and Atoms*, *407*, 47–54. <https://doi.org/10.1016/j.nimb.2017.05.052>
- Robel, A. E., Marshall, K., Dickinson, M., Lunderberg, D., Butt, C., Peaslee, G., Stapleton, H. M., & Field, J. A. (2017). Closing the Mass Balance on Fluorine on Papers and Textiles. *Environmental Science & Technology*, *51*, 9022–9032. <https://doi.org/10.1021/acs.est.7b02080>
- Rosenblum, L., & Wendelken, S. C. (2019). Method 533 Determination of Per- and Polyfluoroalkyl Substances (PFAS) in drinking water by isotope dilution anion exchange solid phase extraction and Liquid Chromatography/Tandem Mass Spectrometry (LC/MS/MS). U.S. Environmental Protection Agency (EPA). Retrieved from <https://www.epa.gov/sites/production/files/2019-12/documents/method-533-815b19020.pdf>
- Schaider, L. A., Balan, S. A., Blum, A., Andrews, D. Q., Strynar, M. J., Dickinson, M. E., Lunderberg, D. M., Lang, J. R., & Peaslee, G. F. (2017). Fluorinated Compounds in U.S. Fast Food Packaging. *Environmental Science & Technology Letters*, *4*, 105–111. <https://doi.org/10.1021/acs.estlett.6b00435>
- Schultes, L., Peaslee, G. F., Brockman, J. D., Majumdar, A., McGuinness, S. R., Wilkinson, J. T., Sandblom, O., Ngwenyama, R. A., & Benskin, J. P. (2019). Total Fluorine Measurements in Food Packaging: How Do Current Methods Perform? *Environmental Science & Technology Letters*, *6*, 73–78. <https://doi.org/10.1021/acs.estlett.8b00700>

- Schultz, M. M., Barofsky, D. F., & Field, J. A. (2004). Quantitative Determination of Fluorotelomer Sulfonates in Groundwater by LC MS/MS. *Environmental Science & Technology*, *38*, 1828–1835. <https://doi.org/10.1021/es035031j>
- Shoemaker, J. A., Grimmett, P., & Boutin, B. (2008). Determination of Selected Perfluorinated Alkyl Acids in Drinking Water by Solid Phase Extraction and Liquid Chromatography/Tandem Mass Spectrometry (LC/MS/MS). Retrieved from https://cfpub.epa.gov/si/si_public_record_report.cfm?Lab=NERL&direntryid=198984
- Shoemaker, J. A., & Tettenhorst, D. R. (2018). Method 537.1: Determination of Selected Per- and Polyfluorinated Alkyl Substances in Drinking Water by Solid Phase Extraction and Liquid Chromatography/Tandem Mass Spectrometry (LC/MS/MS). *U.S. Environmental Protection Agency (EPA)*. Retrieved from https://cfpub.epa.gov/si/si_public_record_report.cfm?Lab=NERL&dirEntryId=343042
- Shoemaker, J. A., & Tettenhorst, D. R. (2020). Method 537.1 Rev 2.0 Determination of Selected Per- and Polyfluorinated Alkyl Substances in Drinking Water by Solid Phase Extraction and Liquid Chromatography/Tandem Mass Spectrometry (LC/MS/MS). *U.S. Environmental Protection Agency (EPA)*. Retrieved from https://cfpub.epa.gov/si/si_public_record_report.cfm?dirEntryId=348508&Lab=CESER
- Spaan, K. M., van Noordenburg, C., Plassmann, M. M., Schultes, L., Shaw, S., Berger, M., Heide-Jørgensen, M. P., Rosing-Asvid, A., Granquist, S. M., Dietz, R., Sonne, C., Rigét, F., Roos, A., & Benskin, J. P. (2020). Fluorine Mass Balance and Suspect Screening in Marine Mammals from the Northern Hemisphere. *Environmental Science & Technology*, *54*, 4046–4058. <https://doi.org/10.1021/acs.est.9b06773>
- Strynar, M., Dagnino, S., McMahan, R., Liang, S., Lindstrom, A., Andersen, E., McMillan, L., Thurman, M., Ferrer, I., & Ball, C. (2015). Identification of Novel Perfluoroalkyl Ether Carboxylic Acids (PFECAs) and Sulfonic Acids (PFESAs) in Natural Waters Using Accurate Mass Time-of-Flight Mass Spectrometry (TOFMS). *Environmental Science & Technology*, *49*, 11622–11630. <https://doi.org/10.1021/acs.est.5b01215>
- Trojanowicz, M., & Koc, M. (2013). Recent developments in methods for analysis of perfluorinated persistent pollutants. *Microchimica Acta*, *180*, 957–971. <https://doi.org/10.1007/s00604-013-1046-z>
- U.S. Department of Defense Environmental Laboratory Accreditation Program (U.S. DOD ELAP). (n.d.). Environmental Data Quality Workgroup: Accredited Labs Search. *Defense Environmental Network Information Exchange (DENIX)*. Retrieved from <https://www.denix.osd.mil/edqw/accreditation/accreditedlabs/>
- U.S. Environmental Protection Agency (EPA). (1999). Compendium Method TO-15 Determination Of Volatile Organic Compounds (VOCs) In Air Collected In Specially-Prepared Canisters And Analyzed By Gas Chromatography/ Mass Spectrometry (GC/MS). January 1999. Retrieved from <https://www3.epa.gov/ttnamti1/files/ambient/airtox/to-15r.pdf>

- U.S. Environmental Protection Agency (EPA). (2018). SW-846 Test Method 0010: Modified Method 5 Sampling Train. August 2018. Retrieved from https://www.epa.gov/sites/default/files/2020-04/documents/method_0010_0.pdf
- U.S. Environmental Protection Agency (EPA). (2019). EPA PFAS Data and Tools. Retrieved from www.epa.gov/pfas/epa-pfas-data-and-tools
- U.S. Environmental Protection Agency (EPA). (2020). PFAS Master List of PFAS Substances (Version 2). Retrieved from https://comptox.epa.gov/dashboard/chemical_lists/PFASMASTER
- U.S. Environmental Protection Agency (EPA). (2021a). Method 8327. Per- and Polyfluoroalkyl Substances (PFAS) by Liquid Chromatography/Tandem Mass Spectrometry (LC/MS/MS). Retrieved from <https://www.epa.gov/system/files/documents/2021-07/8327.pdf>
- U.S. Environmental Protection Agency (EPA). (2021b). PFAS Analytical Methods Development and Sampling Research. Retrieved from <https://www.epa.gov/water-research/pfas-analytical-methods-development-and-sampling-research>
- U.S. Environmental Protection Agency (EPA). (2021c). Other Test Method 45 (OTM-45) Measurement of Selected Per- and Polyfluorinated Alkyl Substances from Stationary Sources. January 13, 2021. Retrieved from https://www.epa.gov/sites/default/files/2021-01/documents/otm_45_semivolatile_pfas_1-13-21.pdf
- Wagner, A., Raue, B., Brauch, H.-J., Worch, E., & Lange, F. T. (2013). Determination of absorbable organic fluorine from aqueous environmental samples by adsorption to polystyrene-divinylbenzene based activated carbon and combustion ion chromatography. *Journal of Chromatography A*, *1295*, 82–89. <https://doi.org/10.1016/j.chroma.2013.04.051>
- Wang, Z., DeWitt, J. C., Higgins, C. P., & Cousins, I. T. (2017). A Never-Ending Story of Per- and Polyfluoroalkyl Substances (PFASs)? *Environmental Science & Technology*, *51*, 2508–2518. <https://doi.org/10.1021/acs.est.6b04806>
- Yeung, L. W. Y., De Silva, A. O., Loi, E. I. H., Marvin, C. H., Taniyasu, S., Yamashita, N., Mabury, S. A., Muir, D. C. G., & Lam, P. K. S. (2013). Perfluoroalkyl substances and extractable organic fluorine in surface sediments and cores from Lake Ontario. *Environment International*, *59*, 389–397. <https://doi.org/10.1016/j.envint.2013.06.026>
- Yeung, L. W. Y., Miyake, Y., Wang, Y., Taniyasu, S., Yamashita, N., & Lam, P. K. S. (2009). Total fluorine, extractable organic fluorine, perfluorooctane sulfonate and other related fluorochemicals in liver of Indo-Pacific humpback dolphins (*Sousa chinensis*) and finless porpoises (*Neophocaena phocaenoides*) from South China. *Environmental Pollution*, *157*, 17–23. <https://doi.org/10.1016/j.envpol.2008.08.005>
- Zhang, C., Hopkins, Z., McCord, J., Strynar, M., & Knappe, D. (2019). Fate of Per- and Polyfluoroalkyl Ether Acids in the Total Oxidizable Precursor Assay and Implications for the Analysis of Impacted Water. *Environmental Sciences and Technology Letters*, *6*, 662–668. doi: 10.1021/acs.estlett.9b00525.

List of acronyms

General acronyms

Table 15. Acronyms found in the analytical methods appendix.

Acronym	Definition
AC	Activated carbon
AOF	Absorbable organic fluorine
ASTM	American Society for Testing and Materials International
CAS	Chemical Abstracts Service
CIC	Combustion ion chromatography
CWA	Clean Water Act
DENIX	Defense Environmental Network Information Exchange
DOD	Department of Defense
EOF	Extractable organic fluorine
ELAP	Environmental Laboratory Accreditation Program
EPA	United States Environmental Protection Agency
HPLC	High performance liquid chromatography
HPLC-MS/MS	High-performance liquid chromatography-tandem mass spectrometry
HRMS	High-resolution mass spectrometer
IC	Ion chromatography
ID	Isotopic dilution
IDC	Initial demonstration of capability
IF	Inorganic fluoride
ISO	International Organization for Standardization
ITRC	Interstate Technology & Regulatory Council
keV	Kiloelectron volt
L	liter
LC	Liquid chromatography
LC-HRMS	Liquid chromatography with high-resolution mass spectrometer
LC/MS/MS	Liquid chromatography/tandem mass spectrometry
MeV	Mega electron-volt
MQO	Measurement quality objective
MRM	Multiple reaction monitoring
MS	Mass spectrometry
MS/MS	Tandem mass spectrometry
nA	Nanoampere
ng	nanogram
NTA	Non-targeted screening analysis

Acronym	Definition
PIGE	Particle Induced Gamma Ray Emission
QC	Quality Control
QSM	Quality Systems Manual
QTOF	Quadrupole time of flight
QTOF-MS	Quadrupole Time of Flight-Mass Spectroscopy
RN	Registry Number
RT	Retention time
s	second
SPE	Solid phase extraction
SRM	Selected reaction monitoring
TF	Total fluorine
TOF	Total organic fluorine
TOP	Total Oxidizable Precursors
UPLC	Ultra performance liquid chromatography
µm	micrometer

Chemical names

Table 16. Chemical name acronyms found in the analytical methods appendix, excluding the general acronyms listed in the table above.

Acronym	Chemical name
11Cl-PF3OUdS	11-chloroeicosafluoro-3-oxaundecane-1-sulfonic acid
4:2FTS	1H,1H, 2H, 2H-Perfluorohexane sulfonic acid
6:2FTS	1H,1H, 2H, 2H-Perfluorooctane sulfonic acid
8:2FTS	1H,1H, 2H, 2H-Perfluorodecane sulfonic acid
9Cl-PF3ONS	9-chlorohexadecafluoro-3-oxanone-1-sulfonic acid
ADONA	4,8-dioxa-3H-perfluorononanoic acid
FTS	Fluorotelomer sulfonate
Gen X	Hexafluoropropylene oxide dimer acid
HFPO-DA (GenX)	Hexafluoropropylene oxide dimer acid
NFDHA	Nonafluoro-3,6-dioxaheptanoic acid
NEtFOSAA	N-ethyl perfluorooctanesulfonamidoacetic acid
NMeFOSAA	N-methyl perfluorooctanesulfonamidoacetic acid
PFAA	Perfluorinated alkyl acid
PFAS	Per- and poly-fluorinated alkyl substances
PFBA	Perfluorobutanoic acid
PFBS	Perfluorobutane sulfonic acid

Acronym	Chemical name
PFDA	Perfluorodecanoic acid
PFDoA	Perfluorododecanoic acid
PFEA	Per- and polyfluoroalkyl ether acid
PFEEESA	Perfluoro(2-ethoxyethane)sulfonic acid
PFHpA	Perfluoroheptanoic acid
PFHpS	Perfluoroheptane sulfonic acid
PFHxA	Perfluorohexanoic acid
PFHxS	Perfluorohexane sulfonic acid
PFMBA	Perfluoro-4-methoxybutanoic acid
PFMPA	Perfluoro-3-methoxypropanoic acid
PFNA	Perfluorononanoic acid
PFOA	Perfluorooctanoic acid
PFOS	Perfluorooctane sulfonic acid
PFPeA	Perfluoropentanoic acid
PFPeS	Perfluoropentanesulfonic acid
PFTA	Perfluorotetradecanoic acid
PFTTrDA	Perfluorotridecanoic acid
PFUnA	Perfluoroundecanoic acid
PTFE	Polytetrafluoroethylene

Appendix 3: Sources and Uses

3.0 Overview

3.0.1 Findings

Primary manufacturing of per- and polyfluoroalkyl substances (PFAS), involving wastewater discharges, waste disposal, and air emissions, can release PFAS into the environment. There are no known primary PFAS manufacturing operations in Washington state.

Secondary manufacturing, where PFAS are used as part of the manufacturing or industrial process, manufacturing emissions, or waste management could result in PFAS releases. These operations can include aerospace, automotive, aviation, building and construction, cable and wiring, electronics, energy, food processing, paper production, leather and textile, oil and mining, medical products, and metal plating. An estimated 1,200 Washington businesses could use PFAS or a PFAS-containing product in their operations.

Firefighting foam can release PFAS to the environment during use, storage, training, and annual testing. We estimate that as of 2011, an estimated 389,000 liters of aqueous film forming foam (AFFF) was maintained in Washington state by fire departments, civilian airports, military installations, and petroleum-related facilities. As part of the implementation of Chapter [70A.400](#)¹¹³ Revised Code of Washington (RCW), Ecology is collecting additional information regarding current AFFF stocks.

Waste management activities can result in pathways whereby PFAS present in waste streams enters the environment. Studies in other states document such pathways via industrial and municipal wastewater treatment plant (WWTP) effluent discharges, landfill air and leachate emissions, and land application of industrial sludges. However, limited data is available regarding releases of PFAS from such activities in Washington state.

Household products that are sources of PFAS include:

- Cosmetics and personal care products.
- Treatments on textiles, upholstery, carpets, and leather.
- Coatings and floor finishes.
- Cleaning agents.
- Automobile and ski waxes.
- Nonstick cookware.

Occupational exposure to PFAS has been documented at retail stores where products containing PFAS are sold, and service industries that use products containing PFAS.

Historic releases in Washington are estimated based on global estimates published in the literature.

¹¹³ <https://app.leg.wa.gov/rcw/default.aspx?cite=70A.400&full=true>

3.0.2 Introduction

This appendix presents information about PFAS in Washington, and estimates historical PFAS releases to the environment.

[As presented in Appendix 1: Chemistry](#), PFAS describes a class of more than 4,730 chemicals (Organisation for Economic Co-Operation and Development (OECD), 2018). This appendix provides information on the variety of consumer products that are known to contain PFAS. This appendix also addresses the main sources of PFAS in the environment resulting from manufacturing, consumer use, and product disposal. Past PFAS production, use, and disposal have resulted in PFAS contamination of soil, surface water, and groundwater (see [Appendix 4: Fate and Transport](#)).

As of April 2020, known PFAS contamination in the U.S. includes approximately 339 sites and 393 water systems in more than 40 states (Social Science Environmental Health Research Institute (SSEHRI), 2020; Walker, 2018). These compilations identify three impacted sites (City of Issaquah, Fairchild Air Force Base, Joint Base Lewis McChord) and three water systems (City of Dupont, Fort Lewis Cantonment, City of Issaquah) in Washington state. However, as discussed in [Section 3.2.3](#) below, several other locations are being investigated.

Nationwide, groundwater contamination sites are impacted by firefighting foam use and training at military installations, civilian airports or fire stations, as well as use during a few fire events. Other activities reported to impact groundwater include manufacturing of PFAS and secondary manufacturing use of PFAS. Impacts to groundwater are also reported from waste disposal, landfill leachate, land application of industrial sludge, and discharges of wastewater to treatment facilities or septic systems—discussed in more detail in [Section 3.4, Waste Management](#), below.

3.1 Manufacturing

3.1.1 Primary manufacturing

[Appendix 1: Chemistry, Section 1.3 Manufacturing](#), addresses the methods used to manufacture PFAS compounds. Although raw and intermediate PFAS compounds have been, and continue to be, manufactured in the U.S. (see [Appendix 9: Regulations, Section 9.2.1 Environmental Protection Agency](#)), we do not know of manufacture which was conducted in Washington state.

3.1.2 Secondary manufacturing

Release of PFAS can occur at manufacturing sites where PFAS are used as part of the manufacturing or industrial process. More than 3,000 PFAS may have been commercially used since their inception (Naturvårdsverket, 2016, as cited by Banzhaf et al., 2017). EPA has identified approximately 600 PFAS which are currently commercially active in the U.S. (EPA, 2019a, 2019b) and EPA's Significant New Use Rules still allow use of certain long-chain PFAS in specific low-volume applications where substitute chemicals are limited or absent (for example, but not limited to, photographic imaging and semiconductor manufacturing) (See [Appendix 9:](#)

[Regulations, Section 9.2.1](#)). U.S. PFAS industry reported that as of 2021, approximately 200 PFAS compounds are currently in commerce in the U.S. (Buck et al., 2021) Recent studies have also more thoroughly identified the variety of manufacturing and other industries where PFAS are still being used (Glüge et al., 2020).

However, use of PFAS in secondary manufacturing operations is not typically reported to regulatory agencies. Its presence in air and aqueous industrial waste streams is not regulated with numeric standards under the Clean Air Act (CAA) or the Clean Water Act (CWA) respectively. However, certain solid wastes may qualify for reporting if they meet the threshold of state designation as dangerous waste ([Section 3.4.4](#) below).

Fourteen investigated contaminated sites across the U.S. indicate PFAS releases from automobile, carpet, cable or wire, footwear, metal plating, paper, plastics, and textiles manufacturing (SSEHRI, 2018). PFAS releases and release mechanisms differ among the manufacturing processes. [Appendix 4: Fate and Transport](#) provides additional information about release mechanisms to the environment. PFAS releases during manufacturing operations could result from industrial air emissions, wastewater discharges, stormwater runoff, or waste disposal. Starting in 2021, release data for 172 PFAS will become available through Toxics Release Inventory (TRI) reporting (EPA, 2021).

Examples of secondary manufacturing using PFAS include (Gaines, 2017; Interstate Technology & Regulatory Council (ITRC), 2020a; SSEHRI, 2018; United Nations Environment Programme (UNEP), 2012, 2015a, 2015b, 2016):

- **Automotive:** Coatings on mechanical components, surface treatments for textiles, upholstery, carpets, and leather and automobile surface protectants and finishes.
- **Aviation and aerospace:** Coatings on mechanical components; hydraulic fluids.
- **Electroplating and etching:** Corrosion prevention; mechanical wear reduction; aesthetic enhancement; surfactant; wetting agent/fume suppressant for chrome, copper, nickel and tin electroplating; and postplating cleaner.
- **Industrial surfactants, resins, molds, and plastics:** Manufacture of plastics and fluoropolymers, rubber, and compression mold release coatings; plumbing fluxing agents; fluoroplastic coatings, composite resins, and flame retardants for polycarbonate.
- **Medical products:** Coatings on surgical products and medical fabrics.
- **Oil and mining:** Surfactants; evaporation inhibitors; solvents; fire suppression.
- **Paper products and packaging:** Surface coatings to repel grease and moisture. Uses include non-food paper packaging (for example, cardboard, carbonless forms, masking papers) and food-contact materials (for example, pizza boxes, fast food wrappers, microwave popcorn bags, baking papers, pet food bags).
- **Semiconductor industry:** Top anti-reflective coatings; bottom anti-reflective coatings; etchants, with other uses including surfactants, wetting agents, and photo-acid generation.
- **Textiles and leather treatments:** Factory or consumer-applied coatings to repel water, oil, and stains. Examples include protective clothing and outerwear, umbrellas, tents, sails, architectural materials, carpets, footwear, and upholstery.

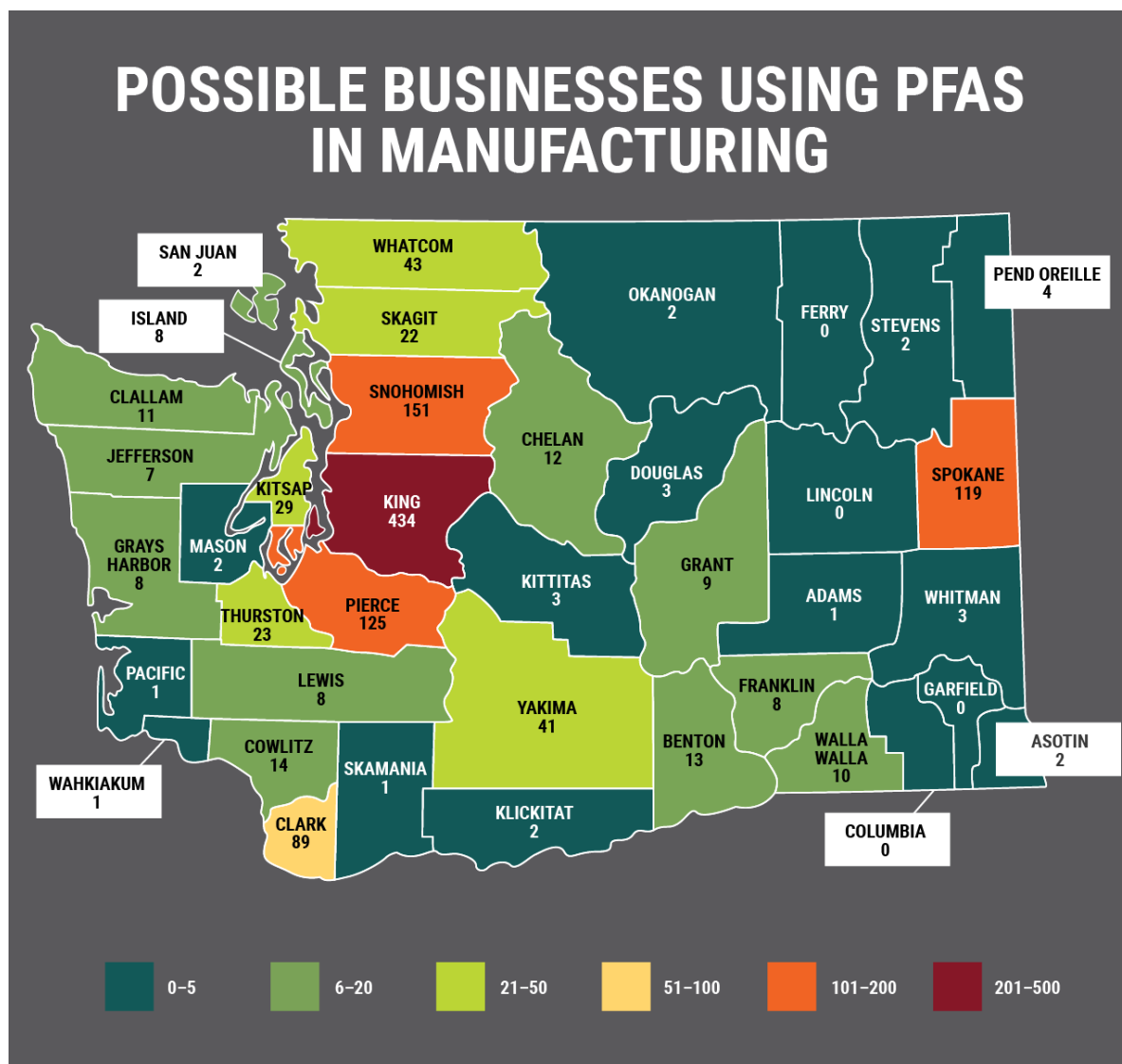
- **Wire manufacturing:** Coating; insulation.

Ecology collected information to estimate how many businesses in Washington state might be operating in a sector known to employ PFAS in the manufacturing process. The U.S. Census Bureau listed 577,445 businesses in Washington state in 2015 (U.S. Census, 2015). Table 17 lists the number of Washington businesses in selected North American Industry Classification System (NAICS) codes that include potential PFAS use (Infogroup, 2012). Figure 23 shows the general location of the businesses in Table 17 in each county of the state. There is no evidence that any of these operations use PFAS or have released PFAS during their operations. Also, PFAS use is not an indication that a release could have occurred.

Table 17: Secondary manufacturing in Washington.

NAICS code name	Count of businesses
All other plastics product manufacturing	241
Automobile manufacturing (plating activity)	13
Aviation and Aerospace	165
Carpet rug mills	13
Corrugated solid fiber box manufacturing	28
Electroplating, plating, polishing, anodizing	60
Leather hide tanning finishing	12
Medical products	249
Other fabricated wire product manufacturing	74
Oil (petroleum) and mining	128
Paper mills (except newsprint)	54
Paper bag coated treated paper manufacturing	69
Paperboard mills	10
Pulp mills	18
Semiconductors related devices manufacturing	33
Textile fabric finishing mills	46
Total of secondary manufacturing by NAICS code	1,213

Figure 23. Count of secondary manufacturing facilities by county based on NAICS code.



EPA has also compiled the typical industry sectors which may produce or employ PFAS in manufacturing processes or components in its Enforcement and Compliance History (ECHO) database (EPA, 2020). The facility data presented within displays a subset of the universe of facilities subject to CAA, CWA, or Resource Conservation and Recovery Act (RCRA) regulations. EPA identified these industry sectors from literature reviews and other investigations.

Inclusion in the compilation, however, is not an indication that a business has ever used any PFAS component, or if it has, that any emissions have occurred. For Washington, ECHO identifies 1,095 businesses across 20 industry categories including airports and defense installations. The industry categories are similar to those listed in Table 17. Of the businesses identified, ECHO categorizes them against activity status: 508 are listed as active, 603 inactive, and seven with unknown activity status. Some facilities may be listed in multiple industry categories.

In addition to the manufacturing businesses in Table 17, use of PFAS-containing products like car polishes have been identified in one case as a source of groundwater contamination (Kernan, 2018). A variety of products containing polytetrafluoroethylene (PTFE) are marketed in the automobile washing and detailing industry, as well as to individual consumers. There are more than 700 car washes listed in Washington state, however the extent of use of such PFAS products in the state is unknown. Car washes are not included in Table 17 or Figure 23.

3.2 Aqueous film forming foam

[Appendix 1: Chemistry, Section 1.4.4 Fire-fighting chemicals](#), describes the chemical characteristics of PFAS used in the manufacture of AFFF.

AFFF, while not a large use category, is often used in uncontrolled circumstances with little or no barrier to direct environmental release. PFAS-containing firefighting foams have been implicated in many cases of groundwater contamination (Hu et al., 2016). Environmental releases of firefighting foam can occur during emergency response, mandatory firefighting equipment testing, emergency activation of fire suppression systems, and training exercises. These releases can occur at airports, refineries, bulk storage terminals, and other facilities handling large volumes of flammable liquid hydrocarbons (Heads of EPAs Australia and New Zealand (HEPA), 2018). Drinking water contamination by PFOS and PFOA has also been confirmed as a result of the historical use of AFFF to suppress tire fires (EnviroTrac, Ltd., 2020; Michigan Department of Environment, Great Lakes and Energy, 2021).

Typical facilities that could store AFFF for use at the facility are listed below. Listing of these categories does not imply that PFAS releases have occurred from such activities in Washington, with the exception of specific sites that are discussed below.

- Electrical power generation from coal, diesel, or gas.
- General chemical storage.
- Military installations, civilian airports, or fire departments.
- Mineral, oil, or gas extraction.
- Mining for coal or minerals.
- Petroleum production, exploration, storage, or refining.
- Production of aluminum, batteries, bitumen, brewing and distilling, coal works, dangerous goods, explosives, paints, polishes, or adhesives.

As identified in [Appendix 9: Regulations, Section 9.1.1 Washington state laws](#), the Firefighting Agents and Equipment Toxic Chemical Use Law, Chapter [70A.400](#)¹¹⁴ RCW, now applies restrictions to the use of PFAS-containing firefighting foam and PFAS use in firefighting personal protective equipment.

The following subsections describe our estimates of AFFF held in the state. The data below was derived from the following sources:

- Information gathered directly by Ecology.

¹¹⁴ <https://app.leg.wa.gov/rcw/default.aspx?cite=70A.400&full=true>

- Data estimated based on Ecology’s regulatory requirements.
- Estimates based on a compilation of AFFF use by Darwin (2004).
- An update to Darwin’s 2004 data completed in 2011.

3.2.1 Fire departments and fire training

According to the Washington Fire Chiefs Association, there are approximately 350 public fire agencies within the state (Senter, 2019). Fire agencies are better known as fire departments, fire districts, regional fire authorities, and port fire departments. In addition to these public agencies, there also exists U.S. Department of Defense (DOD) and private or industrial firefighting forces. Each fire agency has one or more fire stations to serve their community. Fire agencies typically have training facilities located at one of their facilities for in-service training. Fire agencies frequently create regionalized training centers where resources are pooled for multi-agency out-of-service training.

Use of AFFF for fire training has occurred both locally and at regional fire training sites across the state. The following list includes some of the larger and frequently used regional training facilities, however we have not identified all fire training centers at this time:

- Big Bend Community College Air Rescue Firefighting Training, Moses Lake.
- City of Seattle Joint Training Facility, Seattle.
- Kitsap County Regional Training Center, Bremerton.
- Mark Noble Regional Fire Training Center, Olympia.
- North Bend Fire Training Academy, North Bend.
- Puget Sound Regional Fire Authority Fire Training Center.
- Spokane Regional Training Center, Spokane.
- Tacoma Fire Department Training Center, Tacoma.
- Yakima Fire Department Training Center, Yakima.

Other uses of AFFF include portable and wheeled fire extinguishers available for DOD, residential, commercial, and industrial users. Estimates of this type of fire extinguisher availability or use are currently not available.

In early 2018, the Washington Fire Chiefs Association polled its membership to begin to quantify impacts of the proposed legislation that would eliminate PFAS-containing AFFF from training exercises and curtail sales a year later. Feedback, while limited, indicated that most large fire agencies had moved away from using PFAS-containing AFFF. Other feedback related to the availability of reasonable alternatives and how to safely dispose of PFAS-containing AFFF. In response, the Washington Fire Chiefs Association held presentations on the subject at its annual conference and raised awareness through its newsletter and other various mediums.

In 2019, as part of the implementation of Chapter [70A.400](#)¹¹⁵ RCW (see [Appendix 9: Regulations, Section 9.1.1 Washington state laws](#)), Ecology surveyed municipal fire departments, fire districts, fire authorities, port authority fire departments, and fire training facilities about volumes of AFFF currently stored and interest in state-funded AFFF disposal

¹¹⁵ <https://app.leg.wa.gov/rcw/default.aspx?cite=70A.400&full=true>

options (Ecology, 2020a). As of February 2020, Ecology received 61 responses. A summary of responses is expected to be completed by fall 2020 (Smith, 2020). Ecology is currently identifying locations where these AFFF stocks can be safely disposed, and will be conducting a [State Environmental Policy Act review](#)¹¹⁶ of the disposal activity (Smith, 2020).

Pending the compilation of statewide survey information, Ecology estimated fire agency storage of AFFF in Washington from the 2004 and 2011 Darwin reports. In 2004, Darwin estimated U.S. public fire departments (excluding airports) possessed 5.14 million liters of AFFF (all measurements are reported in metric units—Darwin reported 1,360,000 gallons of AFFF). This estimate included a 35% margin of error. Adjusting the national estimate in Darwin’s study to Washington state (2.3% of the U.S. by population), the fire service possessed 118,577 liters of fluorinated and non-fluorinated firefighting foam in 2004 (the margin of error represents a range from 77,075 to 160,078 liters of foam).

Darwin’s (2011) estimate took into account two factors. First, Darwin estimated total 2014 holdings by fire departments nationally to be lower, at 120,000 gallons. Second, Darwin estimated that by 2011, holdings were reduced by 50%. Applying these same reductions to Washington’s 2004 estimate above results in 52,240 liters held in 2011.

3.2.2 Civilian airports

U.S. airports have been required to procure and use AFFF that meets the standards set by the Federal Aviation Administration (FAA), which currently requires the use of AFFF that meets military specifications (required to be fluorinated). In October 2018, the U.S. Congress passed legislation directing the FAA to stop requiring airports to use non-fluorinated firefighting foam by October 4, 2021. The change is required to be implemented within three years using the latest version of the National Fire Protection Association (NFPA) 403 Standard for aircraft rescue and firefighting services at airports. NFPA 403 includes a fluorine-free synthetic foam option. There are fluorine-free foams that have been certified by GreenScreen®. These products meet the bronze standard, indicating that their ingredients are not found on any restricted substances lists (GreenScreen®, 2020).

The FAA issues operating certificates to airports that comply with certain operational and safety standards. Current regulatory requirements related to firefighting at airports are found in 14 Code of Federal Regulations (CFR) Aeronautics and Space, Part 139: Certification of Airports, specifically 139.317: Aircraft rescue and firefighting: Equipment and agents. FAA provides guidance in Advisory Circulars. The most recent, on Aircraft Fire Extinguishing Agents (AC 150/5210-6D), states that foam concentrates must meet the performance test requirements of U.S. Military Specification (MIL-SPEC) MIL-F-24385F, which includes the requirement that the foam be fluorinated (FAA, 2004).

The eleven airports in Washington certified by the FAA to handle aircraft rescue and firefighting are listed below (FAA, 2018). In addition to airports listed below, there are 124 general aviation,

¹¹⁶ <https://apps.ecology.wa.gov/separ/Main/SEPA/Record.aspx?SEPANumber=202100276>

reliever, and private airports and airstrips around the state (Washington State Department of Transportation (WSDOT), 2017).

WSDOT Aviation has reached out to several larger general aviation airports that do not have a requirement for AFFF under the FAA Part 139 requirement and have found that they do not possess any firefighting foam or personal protective equipment (PPE) that contained PFAS (Wright, 2019).

The amount of AFFF at airports is based on the amount carried on aircraft rescue and firefighting vehicles as well as the reserve available at the airport. Aircraft rescue and firefighting indexes (established at 14 CFR Part 139:315: Aircraft Rescue and Firefighting: Index Determination) indicate ascending order of aircraft length: A for aircraft less than 18 meters in length, and up to E for aircraft longer than 60 meters in length. Estimated quantities of AFFF stored at civilian airports based on each aircraft rescue and firefighting index are as follows (Darwin, 2004):

- Index A: 2,101 liters.
- Index B: 4,088 liters.
- Index C: 11,564 liters.
- Index E: 25,434 liters.

The following list identifies the index classification of larger civilian airports in Washington.

- Bellingham International, Bellingham, Index B.
- Boeing Field/King County International, Seattle, Index A.
- Grant County International, Moses Lake, Index A.
- Pangborn Memorial, Wenatchee, Index A.
- Pullman/Moscow Regional, Pullman, Index B.
- Seattle-Tacoma International, Seattle, Index E.
- Snohomish County (Paine Field), Everett, Index A.
- Spokane International, Spokane, Index C.
- Tri-Cities, Pasco, Index B.
- Walla Walla Regional, Walla Walla, Index A.
- Yakima Air Terminal (McAllister Field), Yakima, Index A.

Table 18 summarizes the volumes of AFFF held by civilian airports in Washington based on Darwin's (2004) assumptions.

Darwin re-estimated volumes of AFFF held by airports in 2004 based on volumes of 3M concentrate only, and also determined rate of usage drawing down the amounts held through 2011. Darwin's national 2004 estimate was only 37% of the 2011 estimate (i.e., a total of 26,824 gallons). Darwin determined that between 2004 and 2011, national civilian airport AFFF stocks were further reduced by approximately 85% (i.e., a total of 3,992 gallons). Darwin also received confirmation that SeaTac airport no longer held any AFFF with perfluorooctane sulfonic acid (PFOS). Table 19 provides a conservative update for Washington AFFF holdings based on an 85% reduction of 2004 volumes by index and excluding SeaTac. Based on these assumptions, civilian airports in Washington would have held 5,465 liters.

AFFF is also used in airplane hangars, according to NFPA standard 409 “Standard on Aircraft Hangars.” Aircraft hangars require overhead foam sprinkling for the entire hangar if the floor area exceeds 1,858 square meters (m²): 11,356 liters of AFFF concentrate. Foam capacity increases for a hangar floor greater than 3,716 m²: 22,712 liters of AFFF concentrate. Darwin estimated hangar AFFF storage for airport index categories C and E at 43,721 and 289,205 liters per airport respectively (Darwin, 2004). These totals assumed AFFF storage in hangars were proportional to the FAA index estimates. Estimated AFFF stored in hangars in Washington in 2004 is summarized in Table 18. Darwin estimated that by 2011, volumes previously provided in 2004 were reduced by 37% overall. This same assumption is applied to AFFF maintained in hangars in Washington state in 2011, resulting in 123,183 liters, as shown in Table 19.

FAA regulations (14 CFR Part 139) establish the minimum aircraft firefighting capability for each index. AFFF quantities stored at FAA certified airports are estimated from Darwin (2004) using the estimates for A, B, C, and E aircraft rescue and firefighting indexes and for associated storage for hangars. There are additional users that maintain supplies of AFFF, such as airplane manufacturers, overnight shipping aircraft hangars, and fuel storage. Darwin (2004) provided quantities of AFFF stored by Boeing at 217,472 liters and FedEx at 378,541 liters at all U.S. locations.

PFAS-containing AFFF quantities stored at Washington certified airports are listed in Tables 18 and 19 for 2004 and 2011 respectively.

Table 18. 2004 estimated AFFF storage at certified airports and hangars (combined totals).

Airports in each FAA Index code	AFFF storage (liters)	AFFF hangar storage (liters)
A = 6 airports	12,605	-
B = 3 airports	12,265	-
C = 1 airport	11,564	43,721
E = 1 airport	25,434	289,205
TOTAL	61,868	332,926

Table 19. 2011 Estimated AFFF storage at certified airports and hangars (combined totals).

Airports in each FAA Index code	AFFF storage (liters)	AFFF hangar storage (liters)
A = 6 airports	1,891	-
B = 3 airports	1,840	-
C = 1 airport	1,735	16,177
E = 1 airports	0	107,006
TOTAL	5,465	123,183

Many airports have instituted best management practices associated with the testing of aircraft rescue and firefighting equipment required for use of AFFF (FAA, 2004; NFPA, 2014; Thalheimer et al., 2017). Certified airports must annually test the AFFF proportioning equipment to maintain their Part 139 Certification. These tests require spraying the foam for 30 seconds and collecting a sample of the foam to verify that the proper concentration of AFFF is dispensed. AFFF best management practices recommend collection and proper disposal of the foam and any impacted soil. Recent FAA guidance allows testing to be performed in a closed system,

some airports may opt to use this system for future annual tests (FAA, 2019). Fire response training can be conducted at the airport or at other fire training locations.

3.2.3 Defense installations

Federal law requires that the Secretary of Defense prohibit the use of fluorinated AFFF for training exercises at military installations by October 2024. (Ginn, 2021). AFFF storage and use at DOD sites includes ships, shore facilities, and firefighting vehicles (Darwin, 2004). We assumed that nationally there are 242 Navy installations, 245 Army installations, 384 Air Force installations, and 400 Coast Guard installations. There are 19 active military installations in Washington state, including ten operated by the U.S. Coast Guard. Ecology calculated Washington AFFF volumes by proportionally reducing Darwin’s national data against the number of installations in Washington. PFAS-containing AFFF quantities stored at active Washington military installations estimated from Darwin (2004) are shown in Table 20.

For his 2011 estimate, Darwin focused on 3M AFFF inventories. On this basis, he first revised the national 2004 holdings from 2,836,497 gallons to 2,080,000 gallons. Darwin further estimated various drawdown percentages between 2004 and 2011 for each of the defense branches and for specific types of uses within a branch. Ecology updated its 2004 estimate using national volume totals by installation type determined by Darwin for 2011, proportioned against the number of installations in Washington. These are also presented in Table 20.

Table 20. Military AFFF storage (combined totals) in 2004 and 2011.

Military installations	2004 estimated AFFF concentrate stored (liters)	2011 estimated AFFF concentrate stored (liters)
4 Navy	78,184	19,623
3 Army	3,585	3,121
2 Air Force	26,173	12,442
10 Coast Guard	13,438	7,823
TOTAL	121,380	43,008

The DOD and Department of the Navy (DON) continue to inventory fire and crash training sites at U.S. installations. The military is assessing the risk of groundwater contamination from firefighting foam at many of its locations including those in Washington state (DOD, 2014, 2018, 2019a, 2019b, 2019c; DON, 2016a). The following is a partial listing of defense installation sites in Washington state where PFAS use or releases may have occurred:

- Four Lakes Communications Air Guard Station (closed), Cheney.
- Fairchild Air Force Base, Spokane (DOD, 2019c).
- Joint Base Lewis-McChord, Tacoma (DOD, 2018).
- Yakima Training Center, Yakima (DOD, 2014).
- Naval Base Kitsap (DON, 2020a, 2020b).
- Naval Air Station Whidbey Island (DON, 2018, 2019).

[Appendix 7: Health, Section 7.4 Known areas of PFAS contamination in drinking water aquifers in Washington state](#), provides additional information regarding impacts of AFFF releases.

3.2.4 Petroleum storage and transport

Petroleum is refined, stored, and transported from and around Washington state. Petroleum products stored at gas stations are not included in this discussion. Transport and storage of fuel from railcar, tanker, pipeline, or refinery has the potential for fire or explosion, requiring the availability and use of fire suppression. Fire suppression systems at these facilities may include PFAS-containing AFFF.

Ecology regulates equipment and oil transfer, storage, and handling at 121 facilities to ensure protection of environmental and public health. There are three facility types, shown in Figure 24. Each facility has different types of requirements, depending on their classification, but all are required to have some type of spill prevention plan. Regulated facilities are trained to prevent, prepare for, and respond to spills when they occur. Ecology does not track the firefighting foam stored at these facilities. Darwin (2004) estimated 59,052 liters (15,600 gallons) of AFFF concentrate per refinery in the U.S. For the five refineries in Washington, that amounts to 295,262 liters of AFFF. The following brands of AFFF have been reported to be stored or used at these refineries:

- 3M Light Water 3X6 AR-AFFF
- Aer-O-Foam XL-3
- Chemguard 3 percent AR-AFFF
- FireAde 2000
- National Foam (Universal Plus 3/6 percent AR-AFFF)
- Thunderstorm 1 X 6, 3 X 6 and 1 X 3 AR-AFFF Ansul/Williams
- Thunderstorm FC601A

Darwin revised the 2004 estimate to 4,724 liters (1,248 gallons) per refinery based on consideration of 3M AFFF holdings in 2004 and a consumption of 86% between the years 2004 and 2011. This resulted in an estimated total of 23,621 liters for the five refineries in Washington state.

Mobile facilities transporting petroleum products into Puget Sound are required by federal shipping regulations to maintain a supply of fire suppressant on the tanker (46 CFR). That volume of foam liquid must be sufficient to provide a minimum of 20 minutes of flow through nozzles across the cargo tank deck. Darwin (2004) estimated 3,785 liters (1,000 gallons) of AFFF are maintained per oil tanker and 189 liters for other merchant ships. Darwin further estimated that holdings associated with mobile facility uses would have been reduced by half from 2004 – 2011. International shipping regulations require fire extinguishing systems adequate for the fire hazard that may exist, but fire extinguishing systems using perfluorocarbons are prohibited (International Maritime Organization, 2007).

In addition to refineries, other petroleum facilities include blending facilities, tank farms, loading and fueling terminals, and other flammable liquid storage. Fire protection at these facilities include AFFF systems constructed according to NFPA standards. AFFF storage at these facility types, in Table 21, are estimates. Ecology regulates these facilities in four categories:

- **Class 1** facilities are large, fixed shore-side facilities such as refineries and refueling terminals. This definition includes facilities that transfer to or from tank vessels and pipelines.
- **Class 2** facilities are mobile facilities, such as tanker trucks and portable tanks.
- **Class 3** facilities are small tank farms and terminals that transfer oil to non-recreational vessels that have a fuel capacity of 39,746 liters (10,500 gallons) or more. This definition does not include facilities that transfer to tank vessels and pipelines, as they are Class 1 facilities.
- **Class 4** facilities are marinas or other small fueling facilities that transfer oil to non-recreational vessels with a total oil capacity of less than 39,746 liters.

In line with Darwin’s estimates, we also assumed that from 2004 – 2011, stocks of these AFFF holdings were reduced by half. Tables 21 and 22 summarize AFFF volumes estimated in Washington state for the petroleum refinery sector for years 2004 and 2011 respectively.

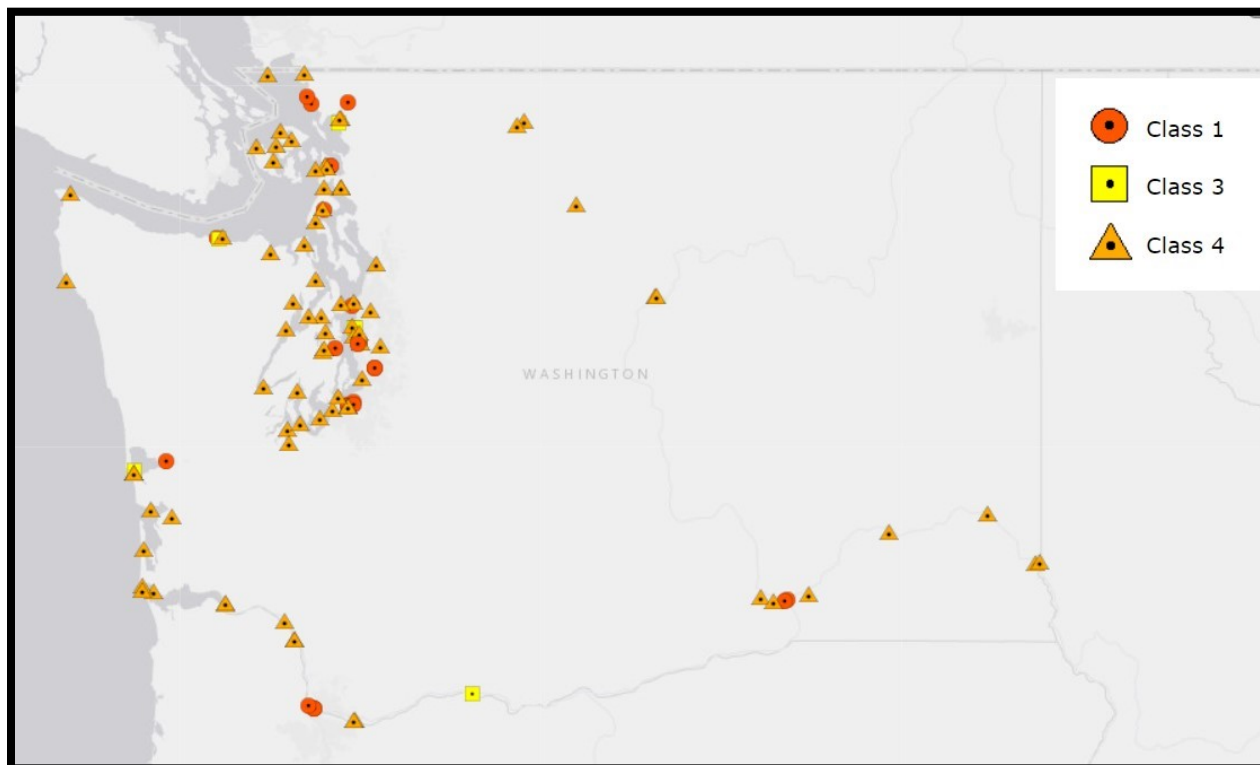
Table 21. 2004 AFFF storage at petroleum related facilities.

Description	Count of facilities	AFFF/facility (liters)	Estimated AFFF (liters)
Refineries	5	59,052	295,262
Large refueling terminal, pipeline	20	7,570	151,400
Mobile facility	24	3,785	90,840
Transfer >10,500 gal capacity	5	3,785	18,925
Transfer <10,500 gal capacity	67	1,892	126,764
TOTAL	121		683,191

Table 22. 2011 AFFF storage at petroleum related facilities.

Description	Count of facilities	AFFF/facility (liters)	Estimated AFFF (liters)
Refineries	5	4,724	23,621
Large refueling terminal, pipeline	20	3,785	75,700
Mobile facility	24	1,893	45,420
Transfer >10,500 gal capacity	5	1,893	9,463
Transfer <10,500 gal capacity	67	946	63,382
TOTAL	121		217,585

Figure 24. Class 1, 3, and 4 oil transfer, storage, and [handling facilities](#).¹¹⁷



Oil spill response can also involve the use of products which may contain PFAS, for example AFFF stored in caches. Oil spill response resources are tracked on the Worldwide Response Resource List (WWRL). Records indicate BNSF holds 2,082 liters (550 gallons) AFFF at each of its Pasco, Seattle, and Vancouver cache locations, for a total of 6,246 liters (Ecology, 2020).

Ecology funds oil spill response equipment located around the state (including AFFF) and provides training to local responders on how to safely and effectively deploy the equipment. Cached equipment has been used a number of times since deployment, and has effectively limited the spreading of and environmental damage from oil spills, and reduced the time and costs associated with oil spill cleanup. AFFF covered under this grant funding is limited to non-fluorinated products.

¹¹⁷ https://fortress.wa.gov/ecy/coastalatlasc/storymaps/spills/spills_sm.html?&Tab=nt3

3.2.5 Transportation

Fire protection systems using AFFF are used in some types of public road and marine transportation, namely where flammable fuels can be present. These include, but may not be limited to, protection of tunnels and ferries.

Tunnels

NFPA standard 502 provides fire protection and fire safety requirements for road tunnels, bridges, and other limited access highways (NFPA, 2011). In Seattle, tunnels using a deluge foam fire suppression system are the I-90 Mercer Island, I-90 Mt. Baker, and the I-5 Convention Center (Cox, 2019). Other Seattle tunnels use a non-PFAS based fixed water firefighting system: Battery Street, downtown Seattle transit for bus and train, and SR99 Replacement Tunnel. Table 23 summarizes estimated volumes of AFFF Seattle area tunnels.

Table 23. Road tunnels with fixed foam firefighting systems in Seattle.

Tunnel	Route	Length (meters)	Lanes	Estimate of AFFF storage (liters)
Mercer Island	I-90	914	8	48,510
Mt Baker	I-90	1067	8	28,334
Convention Center	I-5	167	12	11,735
TOTAL				88,579

Ferries

Ferry transportation systems are also required to provide fire protection systems that may be based on Class B firefighting foam. For example, Class B firefighting foam is carried on WSDOT ferries for emergency response purposes in 5-gallon containers, with 8 – 10 such containers on a ferry, depending on its size (Cory, 2021).

3.2.6 Summary of AFFF quantities

Table 24 summarizes the estimates of firefighting foam quantities in Washington state in 2004 and 2011. The table also estimates average annual use over the seven years.

Table 24. 2004 and 2011 estimated AFFF quantities in Washington state.

AFFF use sector	2004 (liters)	2011 (liters)	Estimated annual use
Fire departments	118,577	52,240	8% or 9,477 liters
Fire extinguishers*	Not able to estimate*	Not able to estimate*	Not able to estimate*
Civilian airports	61,867	5,465	13% or 8,057 liters
Airport hangars	332,926	123,183	9% or 29,963 liters

AFFF use sector	2004 (liters)	2011 (liters)	Estimated annual use
U.S. Military installations	121,380	43,008	9% or 11,196 liters
Petroleum refineries	295,262	23,621	13% or 38,806 liters
Other petroleum facilities	387,929	193,965	7% or 27,720 liters
Merchant ships/Oil cargo tankers*	189 to 3,785 per vessel*	189 to 3,785 per vessel*	Not able to estimate*
Oil response storage	76,011**	76,011**	Not able to estimate*
Seattle tunnels	88,579**	88,579**	Not able to estimate*
TOTAL storage	1,482,605	606,702	(11%) or 125,219 liters

Notes:

- * = Not included in total.
- ** = 2004 and 2011 data are not available; data represents 2019 – 2020 storage.

3.2.7 Spill reports

When oil or other hazardous substances are spilled, a report must be submitted to Ecology. Since 2007, Ecology has maintained the Emergency Reporting Tracking System (ERTS) for these reports. Reports entered into that system that refer to releases of firefighting foam are summarized in Table 25. Most of these reports were related to activities that occurred on or near water, or where firefighting foam entered a waterway. These voluntary reports refer to fuel, water, and foam but do not specify if the material released contains PFAS. These reports are shared with local agencies and other response personnel. Information in these reports is not independently verified.

Table 25. Firefighting release incidents voluntarily reported to Ecology's ERTS.

Year	Number of reported incidents	Released fuel, water, AFFF (liters)
2007	1	76
2009	3	30
2010	3	15
2011	4	1,908
2012	2	34,163
2013	3	2,468
2014	2	15
2015	1	38

Year	Number of reported incidents	Released fuel, water, AFFF (liters)
2016	9	1,177,535*
TOTAL	28	1,216,248

Note: * = One incident in August 2016 reported the use of 1,173,477 liters (310,000 gallons) of water with firefighting foam at an industrial facility.

3.3 Consumer products

3.3.1 PFAS in children’s products

As identified in [Appendix 9: Regulations, Section 9.1.1 Washington state laws](#), the Children’s Safe Products Act (CSPA—Chapter [70A.430](#)¹¹⁸ RCW) requires manufacturers to annually report the presence of PFOS or perfluorooctanoic acid (PFOA) in children’s products sold in Washington state. Manufacturer reports are [available online](#).¹¹⁹

A summary of the PFOS manufacturer data available through 2020 is provided in Table 26. For all products, PFOS was reported to be present at concentrations less than 100 parts per million, except for the artists accessories report from 2014 and dress costumes in 2020, which reported PFOS at 100 to 500 parts per million. PFOA was only reported once in 2019 in the Belts/Braces/Cummerbunds product category, present at less than 100 ppm, with a stain prevention function.

Table 26. Reports of PFOS in children’s products, at concentrations below 100 parts per million unless noted.

Product category	2014	2016	2017	2018	2019	2020	Chemical function
Artists Accessories (PFOS reported at 100 to 500 parts per million)	1						UV stabilizer
Baby Feeding – Bibs	1						Contaminant
Belts/Braces/Cummerbunds					1		Protective coating
Blankets/Throws (Non Powered)	1						Contaminant
Board Games/Cards/Puzzles Variety Packs	1						Contaminant
Dresses	1	1					Contaminant
Full Body Wear Variety Packs		1					Manufacturing additive
Fancy Dress Costumes/Accessories Other						1	No function
Indoor Footwear – Fully Enclosed Uppers	1						Contaminant

¹¹⁸ <https://app.leg.wa.gov/RCW/default.aspx?cite=70A.430>

¹¹⁹ <https://hpcds.theic2.org/Search>

Product category	2014	2016	2017	2018	2019	2020	Chemical function
Jackets/Blazers/Cardigans/Waistcoats	1	1	1				Colorant; Contaminant
Overalls/Bodysuits	1	1	14				Colorant; Flame retardant; Contaminant
Pants/Briefs/Undershorts	1		14				Flame retardant; Contaminant
Pantyhose/Stockings	1						Contaminant
Shirts/Blouses/Polo Shirts/T-shirts	1		22				Colorant; Flame retardant; Contaminant
Shoes – General Purpose	1						Contaminant
Skirts	1		1				Flame retardant; Contaminant
Sleepwear Variety Packs	1						Contaminant
Socks	1						Contaminant
Sportswear – Full Body Wear	1	4					Colorant; Contaminant
Sportswear – Lower Body Wear	1	1	2				Colorant; Flame retardant; Contaminant
Sportswear – Upper Body Wear	1	5	4				Colorant; Flame retardant; Waterproofing
Sweaters/Pullovers	1						Contaminant
Trousers/Shorts	1						Contaminant
Upper Body Wear/Tops Variety Packs		1					Colorant
Total reports	20	15	58	0	1	1	

3.3.2 PFAS in a typical home

PFAS exposure in the home occurs during product use and exposure to house dust containing PFAS. The greatest portion of the chronic exposure to PFAS for the general public, specifically to PFOS and PFOA, results from the intake of contaminated drinking water and foods—more discussion is provided in Appendix 7: Health, Sections [7.3.1 Drinking water](#) and [7.3.2 Food](#) (Trudel et al., 2008). Other sources of exposure could occur from PFAS-containing products in the home and in some occupations (Glüge et al., 2020; Guo et al., 2009; ITRC, 2020a). Studies of indoor air and house dust indicate exposure to PFAS from consumer products in the home such as carpet care liquids, nonstick cookware, packaged fast food, and waterproof clothing (see

[Appendix 7: Health, Section 7.3.3 Consumer products](#)). Pets are also exposed to PFAS by many of the same pathways as people (Ma et al., 2020).

In a study published in 2009, EPA evaluated 116 products available in the typical home and tested each product for perfluorocarboxylic acid (PFCA) (Guo et al., 2009). The main goal of that study was to identify and rank potentially important indoor sources based on PFCA content in articles of commerce. In the following tables, the Guo et al. (2009) study data is provided and supplemented with data from more recent consumer products PFAS studies.

The EPA study estimated quantities of product categories present in a typical American home (Guo et al., 2009). For example, in the EPA study, a typical home was assumed to contain 150 m² of PFAS-treated carpet and 50 m² of PFAS-treated textiles and upholstery.

- Treated carpet: 60% of the U.S. home floor area of 250 m² is carpeted.
- Textile and upholstery of 50 m²: 10 – 20 m² of fabric for an upholstered chair or sofa and 2 – 3 m² of fabric for a jacket, shirt, or pants.

Carpeting and upholstery involve large treated areas and stain-resistance treatment is a frequent specification among institutional purchasers (Department of Toxic Substances Control, California (DTSC), 2017). Textile-related products that use fluorinated applications include: home furnishings, outer garments, umbrellas, bags, sails, tents, parasols, car seats, covers, leather articles, and shoes.

Investigations indicate a variety of PFAS are present in a wide range of cosmetics, including sunscreen, foundations, concealers, hair spray, eye liners, creams, lotions, and powders. The results varied widely across product types and brands, with highest measured PFAS concentrations in sunscreen and foundation (Danish Environmental Protection Agency (DEPA), 2018). Examples of fluorinated ingredients in cosmetic products include: per/polyfluorinated acrylate polymers, naphthalenes, alkanes/alkenes, alcohols, siloxanes, silanes, sulfonamides, ethers, esters, phosphate esters, acrylates, and acids. According to the European Commission's database on cosmetic ingredients, these substances are used in cosmetic products as emulsifiers, antistatics, stabilizers, surfactants, film formers, viscosity regulators, and solvents (Schultes, 2018).

Using the process developed by EPA, recent product testing study data are added to the 2009 data (Guo et al., 2009; Fujii, 2013; Herzke et al., 2012; Kotthoff, 2015; Liu et al., 2015). Tables 27 and 28 list the top ten products for the sum of PFCA and FTOH/fluorotelomer sulfonate (FTS). [Supplement 1](#) to this appendix provides estimates for more product testing data. The amount of PFAS in the typical home from each product will not directly correlate with exposure. Some PFAS such as fluoropolymers in nonstick cookware have been shown to be relatively heat stable (see [Appendix 1: Chemistry, Section 1.1.4 Polymeric PFAS](#)). Stability in the product means that the amount in the product may not directly correlate with exposure. It does not mean that exposure is not possible.

Table 27. Estimated PFCA in consumer products in a typical home.

Category name	Concentration of PFCAs in product	Typical quantity of product used	Total PFCA in typical home (microgram µg)	Reference
Pre-treated carpeting	484 µg/ m ²	150 m ²	72,600	Guo et al., 2009
Treated home textile and upholstery	346 µg/ m ²	50 m ²	17,300	Herzke et al., 2012
Waterproofing agents	29,889 µg/Liter (L)	0.5 L	14,945	Herzke et al., 2012
Pre-treated carpeting	57.2 µg/kilogram (kg)	50 kg	2,860	Kotthoff, 2015
Food contact material (paper)	2,859.9 µg/kg	1 kg	2,860	Kotthoff, 2015
Treated floor waxes and stone/wood sealants	2,430 µg/kg	1 kg	2,430	Guo et al., 2009
Sunscreen	19,000 µg/kg	0.1 kg	1,900	Fujii, 2013
Treated home textile and upholstery	336 µg/kg	5 kg	1,680	Guo et al., 2009
Nonstick cookware	1,234.74 µg/kg	1 kg	1,235	Herzke et al., 2012
Household carpet/fabric-care liquids and foams	953 µg/kg	1 kg	953	Guo et al., 2009
Dental floss and plaque removers	31.3 µg/kg	0.005 kg	0.2	Guo et al., 2009

Table 28. Estimated FTOH or FTS in consumer products in a typical home.

Category	Concentration of FTOH/FTS in product	Typical quantity of product used	Total FTOH/FTS in typical home (microgram µg)	Reference
Cleaning agents	667,700 µg/kg	1 kg	667,700	Kotthoff, 2015
Treated floor waxes and stone/wood sealants	423,000 µg/kg	1 kg	423,000	Liu et al., 2015
Waterproofing agents	464,774 µg/L	0.5 L	232,387	Herzke et al., 2012
Treated home textile and upholstery	42,900 µg/kg	5 kg	214,500	Liu et al., 2015
Carpet	4,010 µg/kg	50 kg	200,500	Liu et al., 2015
Impregnating sprays (waterproofing)	1,857,300 µg/kg	0.1 kg	185,730	Kotthoff, 2015
Treated home textile and upholstery	757 µg/ m ²	50 m ²	37,850	Herzke et al., 2012

Category	Concentration of FTOH/FTS in product	Typical quantity of product used	Total FTOH/FTS in typical home (microgram µg)	Reference
Carpet samples	73.5 µg/kg	50 kg	3,675	Kotthoff, 2015
Membranes for apparel	1,590 µg/kg	1 kg	1,590	Liu et al., 2015
Treated apparel	464 µg/kg	2 kg	928	Liu et al., 2015

Based on the method used by Guo et al. (2009) and Liu (2015), sources in a typical home include:

- PFCA from carpet, carpet care products, textiles and upholstery, and floor waxes and polishes.
- Fluorotelomer alcohols (FTOH) and fluorotelomer sulfonates (FTS) from cleaners, carpet-care products, waterproofing spray, textiles, floor waxes and polishes, and carpet.

3.3.3 Consumer product priorities

We have identified several consumer product categories that merit additional consideration based on their contribution to PFAS in homes, potential human exposure (see [Appendix 7: Health, Section 7.3 Sources and pathways for human exposure](#)), and environmental release pathways (see [Appendix 4: Fate and Transport](#)). These are summarized in Table 29.

Table 29. Consumer products that have the potential to contribute to human and environmental exposures of PFAS in Washington state.

Product	Contribution to human exposure	Contribution to environmental exposure
Stain resistant carpet	PFAS in carpet is associated with indoor air concentrations of PFAS (Fraser, 2012) and PFAS biomarkers in children (Harris, 2017). Carpet can cover a large portion of home and commercial floor space. Since young children spend more time on or near the floor, they are particularly vulnerable to PFAS exposure from carpet (Tian, 2016; Trudel, 2012).	An estimated 14,300 metric tons of PFAS from carpet end up in Washington landfills annually. This could represent an environmental exposure pathway if landfills do not properly contain and manage leachate. Carpet washing can result in the discharge of PFAS to used wash water, which is then typically discharged to sewer and transferred to WWTP. PFAS are found in WWTP influent and are difficult to remove, resulting in direct environmental releases (Pan, 2016).

Product	Contribution to human exposure	Contribution to environmental exposure
Carpet treatments	Frequent carpet treatments were associated with elevated house dust and blood concentrations of PFHxS, PFOA, and PFOS in a case study (Beesoon, 2012). Once treated, there is similar exposure potential as pretreated stain-resistant carpet. Since application is done in residential settings, the use of protective equipment and ventilation may be insufficient. PFAS are semi-volatile and can be inhaled. Exposures to PFNA is higher in people when they use wax, polish, or water-resistant materials (Lee, 2017).	An estimated 14,300 metric tons of PFAS from carpet end up in Washington landfills annually. Most of this comes from pretreated carpet (50 – 90%), however the use of carpet treatments also contributes to this burden. This could represent an environmental exposure pathway if landfills do not properly contain and manage leachate.
Waterproofing sprays	Waterproofing sprays can have high PFAS concentrations (1,857,300 microgram/kg) (Kotthoff, 2015). Since application is done in residential settings, the use of protective equipment and ventilation may be insufficient. PFAS are semi-volatile and can be inhaled. They also penetrate the skin. Exposures to PFNA is higher in people when they use wax, polish, or water-resistant materials (Lee, 2017).	An estimated 2,066 metric tons of PFAS from textiles end up in Washington Landfills annually. This could represent an environmental exposure pathway if landfills do not properly contain and manage leachate. PFAS used in waterproofing textiles can be released during the laundering process (CEC, 2017). They are found in municipal WWTP influent and are difficult to remove, resulting in direct environmental releases (Pan, 2016).
Furniture	PFAS can be released from furniture over time and accumulate house dust and be inhaled or ingested by babies and children. Women with treated carpets or furniture in their homes had higher concentrations of some PFAS in their bodies (Boronow et al., 2019).	59,842 metric tons of furniture are disposed of in Washington state each year. If furniture (on average) is approximately 2.4 mg/kg PFOS, 0.17 metric tons of PFOS are disposed of each year (KEMI, 2015).

Product	Contribution to human exposure	Contribution to environmental exposure
Waterproof textiles	PFAS in textiles is associated with indoor air and dust concentrations (Wu, 2015). Children who wear waterproof clothing more frequently have higher concentrations of PFOS and PFNA in their serum (Clara, 2008).	An estimated 2,066 metric tons of PFAS from textiles end up in Washington landfills annually. This could represent an environmental exposure if landfills do not properly contain and manage leachate. PFAS can also be released from washable textiles during the laundering process (CEC, 2017). They are found in municipal WWTP influent and are difficult to remove, resulting in direct environmental releases (Pan, 2016).
Cosmetics	PFAS are found in some sunscreen, concealers, hair spray, lotions, shampoo, creams, and powders (DEPA, 2018). These products are applied directly to the skin and body. PFOA can be dermally absorbed, leading to increased serum concentrations (Franko, 2012).	PFAS in rinse-off products can be washed down the drain. PFAS are found in municipal WWTP influent and are difficult to remove, resulting in direct environmental releases (Pan, 2016).

3.3.4 Service and retail settings

[Appendix 7: Health, Section 7.2.2 Populations with elevated PFAS exposure](#), addresses potential occupational PFAS exposure routes. With the exception of firefighter exposure, a primary occupational exposure route in Washington state is exposure to products containing PFAS in retail- and service-oriented occupations.

High levels of PFAS have been reported in some occupational settings, including retail stores where products containing PFAS are sold, and service industries that use products containing PFAS, for example stores selling outdoor equipment, furniture shops, and carpet shops (Langer et al., 2010; Schlummer et. al., 2013). We have estimated that approximately 10,400 and 6,500 retail trade workers are employed in home furnishing and sporting goods stores in Washington respectively (Washington State Employment Security Department (ESD), 2017a).

An estimated 269,798 Washington workers could be exposed at work when using PFAS-containing products, based on 2018 data provided by ESD, unless otherwise noted (ESD, 2019). The estimated number of workers in specific occupations are listed below.

Automotive workers that could use PFAS-containing car polishes or products used on the textiles in the car:

- Automotive & Watercraft Service Attendants: 2,446
- Automotive Body & Related Repairers: 2,545
- Automotive Glass Installers & Repairers: 559

- Automotive Service Technicians & Mechanics: 13,421
- Cleaners of Vehicles & Equipment: 8,116

Carpet and furniture workers that could use PFAS-containing oil, stain, and water repellents:

- Cabinetmakers & Bench Carpenters: 2,330
- Carpet Installers: 1,204
- Floor Layers, Except Carpet, Wood, & Hard Tiles: 291
- Floor Sanders & Finishers: 149
- Upholsterers: 380
- Furniture Finishers: 518

Textile workers that could use PFAS-containing oil, stain, and water repellents:

- Fashion Designers: 495
- Shoe & Leather Workers & Repairers: 68 (2017 data; no data reported for June 2018)
- Textile Cutting Machine Setters, Operators, & Tenders: 114
- Textile Wind/Twist/Draw-Out Machine Setters, Operators, & Tenders: 226
- Fabric & Apparel Patternmakers: 56
- Textile, Apparel, & Furnishings Workers, All Other: 128

Food service workers that could use PFAS-containing food packaging or paper:

- Food Service Managers: 2,297
- Food Preparation & Serving Worker Supervisors: 21,030
- Food Preparation Workers: 20,088
- Combined Food Preparation & Serving Workers, Inc. Fast Food: 80,587
- Counter Attendants, Cafeteria/Concession, & Coffee Shop: 13,766
- Food Servers, Non-restaurant: 4,828
- Dining Room & Cafeteria Attendants & Bartender Helpers: 9,429
- Food Preparation & Serving Related Workers, All Other: 1,646
- Paper Goods Machine Setters, Operators, & Tenders: 2,081

Other workers that could use PFAS-containing cleaning products or cosmetics:

- Janitors/Cleaners, Except Maids & Housekeeping: 45,378
- Maids & Housekeeping Cleaners: 17,617
- Housekeeping & Janitorial Worker Supervisors: 2,421
- Skincare Specialists (cosmetics): 1,301

Workers serving the skiing industry, where fluorinated ski-wax application can occur:

- Athletes and sports competitors (ESD, 2020): 130
- Lifeguards, Ski Patrol, and Other Recreational Protective Service Workers (ESD, 2020): 2,418
- Umpires, Referees, and other Sports Officials (ESD, 2020): 667
- Workers at skiing facilities (U.S. Bureau of Labor Statistics [BLS], 2021a): 1,770

- Workers in sporting and athletic goods manufacturing (BLS, 2020b): 1,874
- Workers in sports and recreation instruction (BLS, 2021c): 4,484

Workers handling waste and recycled materials that may contain PFAS:

- Refuse and Recyclable Material Collectors (ESD, 2020): 2,940

Other occupations may use PFAS-treated clothing or fabric, including but not limited to:

- Medical field and medical emergency responders
- Firefighters
- Retail

3.4 Waste management

3.4.1 Manufacturing waste

Release of PFAS has been shown to occur at manufacturing sites where PFAS are used as part of the industrial process. Approximately 60 contaminated sites across the U.S. are linked to PFAS releases from automobile, carpet, cable or wire, metal plating, paper, plastics, and textiles manufacturing (SSEHRI, 2020). PFAS releases and release mechanisms differ among the manufacturing processes. PFAS releases could result from air emissions, wastewater discharges, stormwater runoff, or waste disposal. SSEHRI has not identified any manufacturing-related contaminated sites in Washington. Neither Ecology nor Health have conducted any manufacturing industry surveys in Washington to determine whether PFAS may have been used, and if so, whether discharges of PFAS-contaminated wastes may have occurred.

3.4.2 Wastewater

Wastewater is the water “waste” that results from domestic uses, such as restroom use, bathing, food preparation, and laundry, or industrial uses such as, but not limited to, manufacturing, mining, and commercial businesses. Some wastewaters are treated on site—for example, single-family septic systems or industries that treat their own wastewater prior to disposal to the environment. Others are conveyed via sewage systems for treatment at publicly owned wastewater treatment plants (WWTPs).

Wastewater treatment standards

Different contaminants enter wastewater depending on how and where water is used. Wastewater that contains pollutants (for example, chemicals or organic matter) must be treated before it can be released into the water environment.

Effluent limits for all wastewater discharges are based on technology requirements and water quality-based standards. Neither federal nor state treatment requirements address criteria for PFAS in wastewater discharges. In Washington, industrial and municipal effluent can be discharged to surface waters or to ground, and all WWTPs must meet a minimum pollutant removal threshold known as All Known Available and Reasonable Technology (AKART), WAC

[173-201A](#).¹²⁰ In cases where effluent is discharged to ground, it is regulated to meet the Washington Groundwater Quality Standards (Chapter [173-200](#)¹²¹ Washington Administrative Code (WAC)). Effluent discharged to surface waters must meet the state’s Surface Water Quality Standards (Chapter [173-201A](#)¹²² WAC). Effluent limits for publicly owned WWTPs are also based on meeting secondary treatment standards, AKART, and water quality based requirements. Industrial users who discharge to these publicly owned WWTPs must comply with national and state pre-treatment requirements; however, there are neither state nor federal pre-treatment requirements addressing PFAS in industrial wastewater effluents.

Certain publicly owned WWTPs are designed and permitted to produce reclaimed water. Reclaimed water is secondary effluent from municipal WWTPs that has undergone additional treatment to allow re-use for non-drinking water applications such as landscape watering, flushing toilets in commercial and industrial buildings, dust control, or augmenting natural water resources in streams, wetlands, or groundwater (Ecology, 2021a). Reclaimed water permits, issued under Chapter [90.46](#)¹²³ RCW and Chapter [173-219](#)¹²⁴ WAC, require an extra level of treatment depending on how the reclaimed water will be used, and whether the public may come into contact with it, in addition to meeting surface water discharge standards (WAC [173-219-320](#)¹²⁵).

At this time, EPA has not developed numeric nationally recommended surface water quality criteria for PFAS. States generally adopt EPA’s nationally recommended water quality criteria into state surface water quality standards instead of developing state-specific criteria, largely because of the high cost of criteria development, limited resources, and lack of available and adequate toxicological data to calculate criteria.

In the case of PFAS, some states have adopted, or are developing, surface water quality criteria for some PFAS. For example, Michigan adopted a surface water criterion of 12 ng/L for PFOS (Michigan Department of Environment, Great Lakes and Energy, 2019). Washington has not adopted water quality based numeric standards and regulations for PFAS in effluents. In addition, EPA-approved methods for monitoring compliance with effluent limits for PFAS have not yet been developed and adopted by EPA.

Routine wastewater influent and effluent monitoring is required by federal and state regulations and laws—monitoring requirements depend on whether the discharge is industrial or municipal, and on the size and characteristics of the treatment system. The specific pollutants that are generally sampled for under the CWA (for large discharges that reach surface waters) include priority toxic pollutants (126 specific substances), conventional pollutants (five-day biochemical oxygen demand, total suspended solids, pH, fecal coliform, and oil and grease), and non-conventional pollutants (such as ammonia, chlorine, color, iron, and

¹²⁰ <https://apps.leg.wa.gov/wac/default.aspx?cite=173-218-030>

¹²¹ <https://apps.leg.wa.gov/wac/default.aspx?cite=173-200>

¹²² <https://apps.leg.wa.gov/wac/default.aspx?cite=173-201A>

¹²³ <https://app.leg.wa.gov/rcw/default.aspx?cite=90.46>

¹²⁴ <https://apps.leg.wa.gov/wac/default.aspx?cite=173-219&full=true>

¹²⁵ <https://apps.leg.wa.gov/wac/default.aspx?cite=173-219&full=true#173-219-320>

total phenols). State regulations frequently include additional pollutants that must be addressed (e.g., temperature), however PFAS are not included in the lists of pollutants that require water quality monitoring in Washington.

PFAS are also not included in the Washington Groundwater Standards, which sets groundwater quality based requirements for discharges to land.

Industrial wastewater treatment

As identified above, many industries treat their wastewater under state and federal regulatory programs before discharging it. Typically, when industrial wastewater treatment occurs on site, the waste streams produced include both liquids (effluent) and solids (sludge). Treated effluent can be discharged to surface water (direct discharge), at specifically permitted locations (point discharge), or to a publicly owned WWTP (indirect discharge), and on rare occasions to ground. Any PFAS in the effluent, if not removed by, or degraded during, the treatment process enters the environment at the discharge point of the treated effluent (direct discharge), or enters the publicly owned WWTP (indirect discharge). Industries that discharge to publicly owned WWTPs (indirect discharge) must comply with federal and state pre-treatment requirements.

Publicly owned WWTPs

There are approximately 15,500 operational public WWTPs in the U.S., and approximately 72% of these are considered small systems (serving a population of 10,000 or fewer people and an average daily wastewater flow of less than one million gallons per day) (EPA, 2019c). According to Ecology's Water Quality Permitting and Reporting System, there are more than 600 WWTPs in Washington. Twenty-eight WWTPs hold reclaimed water permits (Ecology, 2021b).

PFAS are found in numerous products that contribute to domestic and non-domestic waste streams, as well as in contaminated drinking water supplies. Because PFAS sources are so pervasive, the wastewaters that arrive at WWTPs contain these compounds. As identified above, in addition to sewage, publicly owned WWTPs, in many cases, accept wastewater from local industries and businesses that can contain higher levels of toxic compounds than found in domestic waste. Publicly owned treatment systems that receive wastewater have traditionally been designed and constructed to meet technological requirements to remove solids from the influent (primary treatment) and to further remove some conventional pollutants (secondary treatment) to meet a "technology-based" standard of effluent quality.

These systems did not incorporate specific design considerations for PFAS or other toxics removal. Beyond the technology-based treatment requirements, water quality based toxics regulation is an ongoing process, as WWTPs and others work to reduce levels of toxics entering WWTPs, and as WWTPs work to optimize operations of current infrastructure and to evaluate additional technologies and approaches to reduce toxics. Significant challenges exist in this effort because of the extremely low concentrations that are being targeted for many pollutants, as well as the lack of known technology to assess these concentrations. Because PFAS is a relatively newly identified pollutant, and is gaining attention at the state and national level, some states have begun to sample WWTP effluent for PFAS.

Some WWTP effluents in Washington have been sampled for PFAS compounds as parts of special studies. [Appendix 5: Environmental Occurrence, Section 5.1.5 WWTP effluent](#),

documents such measurements conducted in Washington. Where PFAS compounds have been sampled for, they have been found at levels similar to WWTPs in other areas of the U.S., and at lower concentrations than plants treating wastewater containing AFFF.

When PFAS enter wastewater treatment plants there is a mix of long- and short-chain compounds, as well as a large number of precursor compounds that can form perfluorooctane sulfonic acids (PFAA). This mixture is subject to bacterial degradation during the treatment process (see [Appendix 4: Fate and Transport, Section 4.1 Non-polymer PFAS](#)). Prior to the development of improved analytical methods used to identify this phenomenon (see [Appendix 2: Analytical Methods](#)), it appeared as though WWTPs were increasing the mass balance of PFAS during the treatment process. However, through a better understanding of a fuller list of measurable PFAS, it has since been confirmed that degradation and transformation of influent PFAS to different individual PFAS are the cause of greater total PFAS concentrations in WWTP effluent. This is especially true with PFAAs such as PFOS and PFOA.

Studies show that conventional activated sludge treatment does not effectively remove most PFAS, though some specialized treatments can remove a large percentage of longer chained compounds (Eschauzier, Beerendonk, Scholte-Veenendaal & De Voogt, 2012; Pan, Liu & Ying, 2016).

Information regarding the presence of PFAS in reclaimed water is limited. Research has shown that WWTPs can remove certain PFAS with specialized technology (Arvaniti et al., 2014). Data for three PFAS has been reported for reclaimed waters produced by the LOTT Clean Water Alliance, indicating very low concentrations of 34.4 ng/l, three times lower than ATSDR's allowable daily dose for a 70 kg adult (King County Department of Natural Resources and Parks, 2019).

Solids that are part of the influent wastewater and also generated during secondary treatment of wastewater are largely removed prior to discharge of the treated effluent. Influent screenings and grit are removed and typically disposed of as solid waste. Solids that remain after wastewater treatment, called sludge, are either treated as waste for disposal or treated as a resource. Sludge from many domestic WWTPs is processed with further digestion, and sometimes additional thermal processing (drying), into the product termed "biosolids." Biosolids are used in agriculture to improve the quality of agricultural lands for crop production. Application of biosolids is regulated under state and federal regulatory programs. PFAS in biosolids is discussed in detail in [Appendix 8: Biosolids](#).

Onsite wastewater treatment systems

Onsite wastewater treatment systems (commonly called septic systems) can release pollutants, including chemical contaminants, to groundwater when such pollutants are discharged into the system. These systems typically produce treated liquid effluent, leachate, that is discharged to ground, and solids that are periodically removed and transferred to publicly owned WWTPs or commercial processing facilities. Leachate from septic systems can contaminate domestic drinking water wells in areas with high septic system density. Incomplete degradation or sorption during treatment in septic tanks and leach fields allow some contaminants to

percolate to the groundwater. PFAS were reported in domestic wells in a Massachusetts study where septic systems were prevalent (Schaidler et al., 2016).

3.4.3 Landfilled products

Landfill regulation overview

In Washington state, solid waste landfills are regulated under different administrative codes, depending on the type of landfill. Local health districts directly regulate landfills in Washington under rules authored by Ecology, specifically Chapters [173-350](#)¹²⁶ and [173-351](#)¹²⁷ WAC. Ecology reviews and approves landfill permits issued by local health districts. Limited Purpose Landfills are regulated under WAC [173-350-100](#).¹²⁸

Ecology's landfill rules do not require monitoring for PFAS in incoming wastes, or in waste streams generated at landfills (see discussion of leachate and gaseous emissions below).

Ecology's rules allow health districts to include stipulations in permits that require landfills to sample for additional constituents.

Waste disposal in Washington includes all waste that goes to landfills or incinerators in the state, including waste brought from out-of-state, but does not include waste sent out-of-state for disposal. Table 30 illustrates typical annual waste tonnages handled in Washington, based on data collected in 2016. A total of 9,540,438 metric tons of waste were disposed in all types of landfills and incinerators in Washington in 2016 (Ecology, 2016).

Table 30. Summary of waste disposed in 2016 in Washington state (Ecology, 2017).

Landfill type	Facilities in Washington	Metric tons disposed
Municipal Solid Waste Landfills	17	8,667,147
Inert Waste Landfills	23	1,570,957
Limited Purpose Landfills	12	521,884
Waste to Energy Facility	1	251,879
TOTAL	53	11,011,867

As described in [Appendix 9: Regulations, Section 9.1.2 Washington state rules](#), wastes containing halogenated organic compounds, such as PFAS at concentrations above 100 parts per million, are designated and managed as state dangerous waste.

¹²⁶ <https://apps.leg.wa.gov/wac/default.aspx?cite=173-350>

¹²⁷ <https://apps.leg.wa.gov/wac/default.aspx?cite=173-351>

¹²⁸ <https://apps.leg.wa.gov/wac/default.aspx?cite=173-350-100>

PFAS in landfilled products

Landfills store wastes containing PFAS representative of items manufactured or in commerce in the state, including but not limited to: industrial wastes, carpeting and upholstery, waterproof clothing, food packaging waste, and—under very specific circumstances—biosolids.

Various types of landfills can be used for long-term storage of wastes that may contain PFAS. For example, privately and publicly operated landfills, which receive and store commercial and residential wastes (regulated under Chapters [173-350](#)¹²⁹ and [173-351](#)¹³⁰ WAC), are likely to receive products which contain PFAS. Limited Purpose Landfills (see WAC [173-350-100](#)¹³¹) may store industrial wastes where PFAS occurred in a manufacturing process.

PFAS in landfill leachate

Landfill leachate has been recognized as a potential pathway for PFAS release into the environment under certain circumstances.

Landfill storage conditions can result in PFAS degradation and mobilization, including migration into landfill leachate (Hamid et al., 2018). In addition to how a landfill is specifically designed and operated (see regulatory requirements above), many factors contribute to whether and how PFAS may mobilize into leachate, including but not limited to (Lang et al., 2017):

- Weather (precipitation rates, climate).
- pH conditions developed within the wastes which affect how chemical species sorb to solids in the waste.
- The age of the landfill and how long it was in operation.
- The types of waste accepted and their age.
- Leachate management systems.

Only Limited Purpose Landfills (Chapter 173-350 WAC) and Municipal Solid Waste Landfills (Chapter 173-351 WAC) are required to have leachate collection systems. This includes most of the active landfills, with the exception of Inert Waste Landfills. A few closed landfills regulated under Chapter [173-304](#)¹³² WAC also have leachate collection systems. Older landfills, whether still operating or not, may not have been constructed with liner systems to capture leachate.

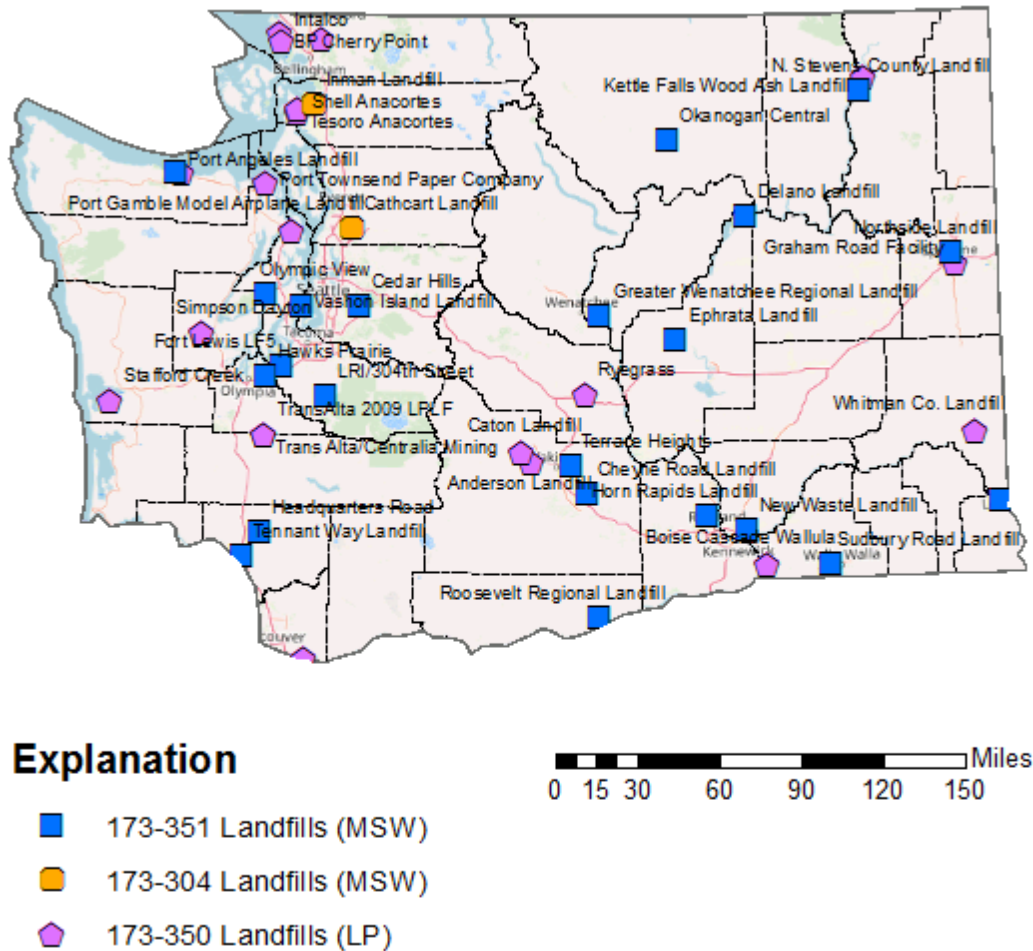
¹²⁹ <https://apps.leg.wa.gov/wac/default.aspx?cite=173-350>

¹³⁰ <https://apps.leg.wa.gov/wac/default.aspx?cite=173-351>

¹³¹ <https://apps.leg.wa.gov/wac/default.aspx?cite=173-350-100>

¹³² <https://apps.leg.wa.gov/wac/default.aspx?cite=173-304>

Figure 25. Locations of municipal solid waste (MSW) and limited purpose (LP) landfills in Washington.



Under current State requirements, landfill leachates that are collected are sent either to WWTPs or evaporation ponds. Ecology does not collect data regarding volumes of leachate produced. Ecology staff conducted an informal survey of MSW landfill operators to collect data quantifying the volumes of leachate typically produced (Carter, 2020). Table 31 summarizes the data collected.

Table 31. Landfill leachate production from select landfills located in Washington (Carter, 2020).

Landfill	County	Type	Million liters collected	Collection period covered
Headquarters Road	Cowlitz	MSW	212.48	2018, January through November
LRI/304 th Street	Pierce	MSW	30.81	2018, January through March
Tenant Way	Cowlitz	MSW	17.45	2018, January through November
Hawks Prairie	Thurston	MSW	11.85	2018, January through November
Port Angeles	Clallam	MSW	4.73	2017, entire year
Hidden Valley	Pierce	MSW	0.42	2018, January through June
Fort Lewis LF5	Pierce	MSW	0.004	2017, July through December

There is no information regarding the incidence of PFAS in landfill leachate in Washington state. Surveys were conducted in other parts of the U.S. to quantify PFAS contributions to solid waste streams and their contribution to PFAS in landfill leachate in particular (Lang et al., 2017). Additional recent studies have attempted to quantify mass fluxes of certain PFAS entering landfills and exiting in leachate. These studies concluded that though PFAS are present, the amounts in leachate are not major contributors to WWTP influent (Hart & Hickman PC, 2020; Michigan Department of Environment, Great Lakes and Energy, 2021b; Michigan PFAS Action Response Team, Landfills Workgroup, 2021; Michigan Waste & Recycling Association, 2019).

A study conducted in 2019 at the New England Waste Services of Vermont, Inc. Landfill in Coventry, Vermont, sampled waste materials entering the landfill, ranked waste streams with the highest potential to contribute PFAS to landfill leachate, and conducted a mass flux study to evaluate the proportion of PFAS exiting the landfill via leachate (Sanborn, Head & Associates, Inc., 2019). The study identified that, of the wastes considered in the study, bulky waste textiles and carpeting contribute the largest PFAS influx to this landfill, but that municipal solid wastes could also contribute. The study also identified that overall less PFAS exits the landfill via leachate than is input to the landfill—indicating that a significant amount of certain PFAS entering the landfill are sequestered in the landfill, however other PFAS are more susceptible to being mobilized and transferred to leachate.

Others have reported data collected from around the world, including (Hamid et al., 2018):

- A study in Germany which identified 44 PFAS in landfill leachate.
- A study showing a range of PFOA in leachate in U. S. landfills ranging from 0.15 – 9.2 µg/l.
- Measurements in Chinese landfills as high as 214 µg/L.

Uncontrolled leachate can migrate into groundwater, resulting in groundwater contamination. Adverse impacts to drinking water resulting from improperly managed landfill leachate have been documented elsewhere in the U.S., in particular when landfills accepted manufacturing wastes known to contain high levels of PFAS (Michigan PFAS Action Response Team, 2020).

An ongoing study is being conducted in New York state to identify and characterize inactive landfills at high risk of releasing PFAS to the environment, which may be impacting or contaminating drinking water supplies (Fay, 2020). Complete results of this New York study have not yet been reported publicly, though preliminary data has identified locations where groundwater used for drinking water supply has been contaminated as a result of nearby inactive landfills without modern leachate collection and handling practices.

PFAS in landfill gas

Finally, contaminants such as volatile organic compounds (including sufficiently volatile PFAS, which can partition from aqueous solutions) can be transported in landfill gas formed during waste decomposition. As reported by Hamid et al. (2018), studies have demonstrated elevated concentrations of airborne PFAS near certain landfills. EPA plans additional investigation of PFAS in landfill gas emissions via a grant issued to North Carolina State University at Raleigh and Oregon State University (EPA, 2019d).

Waste characterization studies

A waste characterization study involves sampling, sorting, and surveying waste material delivered to landfills over a one year period. Ecology conducted waste characterization studies in 2009 and 2015 (Ecology, 2010, 2016b). Wastes were separated into 130 material types in 2009 and 156 material types in 2015. A few of those material types include products that may contain PFAS: carpet, furniture, textiles, and paper and packaging. The landfilled quantity for those products reported in 2016 are summarized in Table 32.

The amount of PFAS-containing materials landfilled in Washington is unknown. The disposed volumes listed in Table 32 are used to estimate PFAS disposal in Washington.

Table 32. 2015 – 2016 waste characterization data.

Material type	Annual metric ton landfilled	Percent of total disposed
Carpet	64,873	1.4
Furniture	59,842	1.3
Textiles	167,357 *	3.7
Paper packaging	332,543 ^	7.2
TOTAL four types	624,615	12.17
TOTAL waste landfilled	4,589,537	

Notes:

- * = Excludes footwear.
- ^ = Kraft/cardboard that is less likely to contain PFAS.

Carpet

PFAS used in flooring products include carpet and carpet cleaning and treatment products. From 1970 to 2002, carpet applications included perfluorooctanesulfonyl fluoride (POSF)-derived substances, including PFOS (DEPA, 2013). Currently, another PFAS subgroup—termed fluorotelomer-based acrylate polymers—are generally used for carpet stain resistance and carpet care treatments (Bowman, 2018; KEMI, 2015). However, other PFAS can also be present as impurities (for example, PFHxA and PFBA) (Bowman, 2018), or can be formed during environmental degradation (FTOHs and PFCAs) (Washington & Jenkins, 2015).

More than 90% of carpets used in homes and 100% of commercial carpeting is made from plastic. Carpets remain in place for 10 to 12 years or longer before disposal. Between 50% and 90% of carpet is treated for stain resistance with fluorinated substances (DEPA, 2013). Stain resistance treatments are lost each year through vacuuming, steam cleaning, and eventual disposal. Carpet in landfills can take hundreds of years to degrade. Compared to places without carpet, homes and offices with carpet can have higher concentrations of various PFAS in the indoor environment (Fraser et al., 2013; Gewurtz et al., 2009; Kubwabo, Stewart, Zhu, & Marro, 2005).

Based on two reports, a wide range of estimates can be applied to the 65,000 metric tons of carpet annually disposed in Washington landfills:

- One study reported an average concentration of 75 mg/kg (part per million) of PFOS in a mix of treated and untreated carpet (DEPA, 2013). Applying that concentration to the carpet annually disposed results in an estimate of 7 metric tons of PFOS annually disposed in Washington. That would result in a total of 214 metric tons of PFOS over a 30-year period.
- A Swedish estimate reported that treated synthetic carpet contains up to 15% PFAS (KEMI, 2015). That concentration would reflect a total of 14,300 metric tons of PFAS annually disposed in Washington. That would result in a total of 430,000 metric tons of PFAS landfilled over a 30-year period.

There is some uncertainty around the estimated percentage of PFAS in carpet. During our comment period, industry representatives reported PFAS use at around 0.1%, which would lead to a lower estimate of between 90 and 140 metric tons of PFAS being used in Washington carpets each year.

Furniture

PFAS are used to treat leather and upholstered furniture for stain resistance—from 1970 to 2002 using PFOS, and after 2002 using perfluorobutane sulfonyl fluoride-based products (PFBS). The U.S. imports 70% of its upholstered furniture from China—other imports come from Vietnam, Mexico, Canada, and Italy (World Furniture Online, 2017). Furniture usually remains in use for more than 15 years before landfilling.

Based on data from a Danish study, the following are estimates for landfill disposal of PFOS in the 71,424 metric tons of upholstered furniture disposed annually (DEPA, 2013):

- Using an average concentration of 80 mg/kg of PFOS in treated leather amounts to an annual disposal of 5.7 metric tons of PFOS. That would result in a total of 171 metric tons landfilled over a 30-year period.
- Based on a concentration of 2.4 mg/kg in a mix of treated and non-treated furniture amounts to an annual disposal of 0.17 metric tons of PFOS. That would result in a total of 5 metric tons of PFOS over a 30-year period.

Textiles

In 2015, the Swedish Chemicals Agency (KEMI) reported treatments or membrane construction of textiles, including:

- Fluoropolymer dispersions (like polytetrafluoroethylene or PTFE) used in industrial fabrics and professional apparel as well as highly porous fabrics like outdoor clothing and camping equipment.
- Side-chain fluorinated polymers (like PASF or fluorotelomer-based acrylate polymers) used as surface treatments on textiles and leather.

Current polymer chemistry used for textiles includes polyfluorinated (meth) acrylate polymers (C2 – 20). However, in the U.S., C8 – C20 polymers have been discontinued since 2015 under

voluntary stewardship programs, being largely replaced by C6 based acrylate products. Other polymers include fluorinated urethanes (C4 – C18). Other raw materials include various polyfluorinated or perfluorinated substances. These are alkyl sulfonamide derivatives (C4 – 9), alkyl ammonium compounds (C4 – C7), alkyl alcohols (C3 – C14), and a smaller number of alkyl sulfonic acids/sulfinic acids (C8), alkyl thiols (C8 – C20), alkyl sulfonamides (C8), alkyl esters (C8 – 14), alkanes/alkenes (C6), and alkanoyl/sulfonyl chlorides or fluorides (C8). Protective clothing uses surface treatments of side-chain fluoropolymers or woven fluoropolymer textiles. Examples include fire retardant clothing used for medics, pilots and firemen. As indicated in [Appendix 9: Regulations, Section 9.2.1 Environmental Protection Agency](#), U.S. manufacturers have voluntarily discontinued production and use PFOS and PFOA, however products entering from other countries may still contain long-chain PFAS.

Table 33 lists 137,755 metric tons of textiles annually disposed—not all of these textiles are PFAS-treated. For the purpose of this estimate, 50% of that total is assumed to be PFAS-treated, which represents 68,877 metric tons of textiles disposed annually:

- 43 metric tons of PFAS annually landfilled based on 627.3 mg/kg perfluoro-carboxylic acid (PFCA) in textiles (Khotoff et al., 2013). Over a 30-year period, this represents 1,300 metric tons of PFCA.
- 2,066 metric tons of PFAS annually landfilled based on 3% by weight of PFAS in treated textiles (KEMI, 2015). Over a 30-year period, this represents 62,000 metric tons of PFAS.

Food packaging

Surface treatment and impregnation products provide water, oil, and grease resistance, and nonstick performance for paper and packaging. These include both food-contact materials (e.g., popcorn bags, pizza boxes, and fast-food wrappers) and non-food applications (e.g., masking papers and folding cartons). Paper, cardboard, and packaging has a very short lifespan from use to disposal. Treated food contact material is generally limited to a one-time use.

In 2015, the Swedish Chemicals Agency (KEMI) reported fluorinated applications in paper packaging, including mainly side-chain fluorinated polymers and polyfluoroalkyl phosphonic acids (PAPs and diPAPs). Other major substance groups were poly- or perfluorinated alkyl thiols (C4 – 20), poly- or perfluorinated alkyl sulfonamide derivatives (C4 – C9), and poly/perfluorinated alkyl phosphorus compounds (C8), as well as smaller number in the substance groups alkyl esters (C6 – 14), alkyl silicones/siloxanes (C6), and alkyl sulfonic/sulfinic acids (C8). As discussed in [Appendix 9: Regulations, Section 9.2.2 Food and Drug Administration](#), FDA regulates the use of PFAS in food packaging. FDA revoked its food additive regulations for use of three long-chain perfluorinated compounds in 2015 (FDA, 2015). Current products on the FDA food contact notification (FCN) list are short-chain fluorotelomer-based polymers and perfluoropoly ethers—however those that contain 6:2 fluorotelomer alcohol (6:2 FTOH) are being voluntarily phased out (FDA, 2019, 2020a, 2020b).

An estimated 17% of disposed paper products and packaging are treated (Trier et al., 2011). For this estimate, 20% of 223,771 metric tons of paper and packaging was used to estimate impacts from landfilled textiles. An estimated 44,751 metric tons of PFAS-treated textiles are used for the estimates below:

- 1.13 metric tons of PFAS annually landfilled based on 25.2 mg/kg fluorotelomer alcohol (FTOH) in treated paper and packaging (Liu et al., 2015). Over a 30-year period, this amounts to 33.83 metric tons of FTOH.
- 671 metric tons of PFCA annually landfilled based on the conservative upper end of 1.5% by weight of PFCA in treated paper products (KEMI, 2015; UNEP, 2015b). Over a 30-year period, this amounts to 20,139 metric tons of PFCA.

Summary

The low and high PFAS disposal estimates are based on limited information from the waste sort data and available product testing data. The greatest sources of PFAS disposal appears to come from carpet and textiles. These estimates are based on the information available in the literature. It is important to note that we received input that the KEMI estimation of 15% is too high, and industry representatives report use at around 0.1%, which would lead us to estimate that between 90 and 140 metric tons of PFAS are used in Washington carpets each year.

Table 33. Annual PFAS disposal estimates by material type.

Material type	Low estimate of PFAS disposal	High estimate of PFAS disposal
Carpet	7.15 metric ton/year (PFOS)	14,300 metric ton/year (PFAS)
Textiles	43.21 metric ton/year (PFCA)	2,066 metric ton/year (PFAS)
Furniture	0.17 metric ton/year (PFOS)	5.71 metric ton/year (PFOS)
Compostable paper, packaging	1.13 metric ton/year (FTOH)	671 metric ton/year (PFCA)
TOTAL	51.66 metric ton/year	17,043 metric ton/year

3.4.4 Dangerous waste disposal reports

Washington’s Dangerous Waste Regulation requires businesses to properly manage, store, and dispose of hazardous waste (Chapter [173-303](https://apps.leg.wa.gov/wac/default.aspx?cite=173-303)¹³³ WAC). This regulation identifies halogenated organic compounds as a state-only “dangerous waste” due to persistence. Fluorine is a halogen, therefore PFAS are halogenated organic compounds. PFAS present in a waste above 100 ppm must be properly managed and disposed as dangerous waste (WAC [173-303-040](https://apps.leg.wa.gov/wac/default.aspx?cite=173-303-040)¹³⁴).

Dangerous waste disposal must be reported to Ecology. Since 2010, those reports have been entered into the TurboWaste database. PFAS is not specifically reported to the database. Waste data entered into TurboWaste that may contain PFAS include wastes described as AFFF, fire debris, and suppressant. Those reports are summarized in Table 34—the submitted reports do not all indicate the presence of PFAS.

TurboWaste data is reported in pounds. For consistency throughout this appendix, the data was converted to kilograms.

¹³³ <https://apps.leg.wa.gov/wac/default.aspx?cite=173-303>

¹³⁴ <https://apps.leg.wa.gov/wac/default.aspx?cite=173-303-040>

Table 34. Dangerous waste disposal reports from 2010 to 2016 (kilograms).

Waste	2010	2011	2012	2013	2014	2015	2016
AFFF	1,252	6,762	877	931	1,528	5,640	40,632
Fire debris	1,316	722	784	8,634	6,378	504	1,555
Suppressant	1,946	6,112	2,445	25,908	96,272	2,867	0
TOTAL	4,514	13,596	4,105	35,473	104,179	9,010	42,187

3.4.5 Compost

Testing for the presence of PFAS chemicals in the environment has been primarily directed at water and biosolids. According to EPA guidance, the threshold for concern in drinking water is 70 parts per trillion (ppt). Currently, there is no national PFAS threshold for soils or compost. The general consensus is that inclusion of food scraps, food packaging, and biosolids in composting operations will introduce some amount of PFAS, but testing has shown the levels to be low (Crocker, 2020; Beecher & Brown, 2018; Choi et al., 2019). Recent studies have confirmed that PFAS may transfer to contact water generated at composting operations (Wood Environment & Infrastructure Solutions, Inc., 2019).

Some concern has been expressed that PFAS in compost may be taken up by plants, but research to date suggests that the concern for plant uptake is minimal (Beecher & Brown, 2018). There is currently minimal regulatory concern with regard to inhalation, ingestion, dermal contact, or other possible routes of exposure related to organic residuals (NEBRA, 2019).

Recognizing the impact that PFAS in food packaging is having on human and environmental health, in 2018 the Washington State Legislature passed a bill that prohibits the use of PFAS in paper food packaging (Ecology, 2018). These efforts are considered to be good steps toward reducing the amount of PFAS in biosolids and composts, but additional research specific to compost will add to this understanding.

3.5 Global estimate: Washington proportion

PFAS emissions have not been tracked in Washington state. We neither know historical emission rates nor current emission rates statewide. We reviewed available assessments of historical global emission rates to estimate historical emission rates in Washington.

Global releases of PFAS are estimated in Prevedouros et al. (2006), Wang et al. (2014a), Paul et al. (2009), and Boucher et al. (2019). Others have also summarized global emission inventories (OECD, 2015). We used a proportion of the global use and disposal estimates to determine historic releases of PFAS in Washington. Global estimates related to manufacture of PFAS are not applicable to Washington because no primary PFAS manufacturing occurred in the state. As such, we have excluded these from our estimates below. A brief summary of each estimate and its associated Washington proportion is provided in the subsections that follow.

To calculate the Washington state proportion of global emissions, we assumed that the U.S. represents 25% of worldwide consumption and Washington represents 2.6% of the U.S. by population. Therefore, the state’s emissions would represent 0.65% of global emissions.

These estimates do not reflect all PFAS that may have been present in the global market or released to the environment. The OECD indicated that, “Identifying and understanding production, use, releases, and environmental presence of the various PFAS on the global market has been limited due to the complexity of the issue, data scarcity and fragmentation, and data confidentiality” (OECD, 2018). Researchers have recognized the lack of available information and have only been able to qualitatively assess the emissions of certain PFAS (Wang et al., 2014b).

Wang et al. (2014a) and Boucher et al. (2019) also estimated emissions of certain PFAS following the voluntary stewardship reductions in the U.S. and other countries. These are presented in [Section 3.5.5](#) below.

3.5.1 Estimate of PFCA and FTOH emissions

Prevedouros et al. (2006) described the sources, fate, and transport of PFCA in the environment. Prevedouros estimated PFCA and FTOH releases to the environment from direct (manufacture, use, consumer products) and indirect (impurities, precursors) sources. These estimates were based on total emissions from 1960 – 2002. The global estimates of use, disposal, and emissions from consumer and industrial products and firefighting foam are presented in Table 35. Table 35 also identifies the estimated proportion attributable to Washington state, excluding manufacturing emissions. For the 42-year period from 1960 – 2002, this would represent average emissions of 0.10 metric tons per year for Washington state.

Table 35. Global and Washington state estimated PFCA and FTOH emissions for the period 1960 – 2002.

Use, disposal, and emissions*	Global emissions (metric tons)	Washington emissions (metric tons)
Consumer and industrial	520	3.38
AFFF	131	0.85
TOTAL	651	4.23

Note: * = Not including manufacturing emissions.

Wang et al. (2014a) expanded on the Prevedouros (2006) study, estimating that indirect degradation sources in the period 1951 – 2002 could have been five times higher than those presented by Prevedouros.

3.5.2 Estimate of POSF and PFOS emissions

Paul et al. (2009) estimated global historic manufacture, consumer use and disposal of POSF, and environmental releases of POSF and PFOS from 1970 – 2002. Manufacture estimates in the Paul et al. (2009) study do not apply to Washington for reasons stated above. Total global consumer use and disposal of perfluorooctanesulfonyl fluoride (POSF) from direct (use and consumer products) and indirect PFOS (precursors and/or impurities) sources are presented in Tables 36 and 37 respectively. These tables also present the estimated Washington proportion.

Estimates indicate that direct emissions from POSF-derived products are the major source to the environment resulting in releases into wastewater streams, primarily through losses from stain repellent treated carpets, waterproof apparel, and aqueous firefighting foams. For the 32-year period from 1970 – 2002, this would represent average direct emissions of 20.4 metric tons per year for Washington.

Table 36. Global and Washington state POSF direct use and disposal emissions for the period 1970 – 2002.

Direct use and disposal emission category	Global (metric tons)	Washington (metric tons)
Carpet	48,000	312
Paper and packaging	24,000	156
Apparel	12,500	81
AFFF	10,000	65
Performance chemicals (hydraulic fluids)	6,000	39
TOTAL	100,500	653

Table 37. Global and Washington state POSF and PFOS indirect emissions to water and air for the period 1970 – 2002.

Indirect consumer emission category	Global (metric tons)	Washington (metric tons)
Carpet	21,500	140
Apparel	12,600	82
Performance chemicals (hydraulic fluids)	9,610	62
Paper and packaging	367	2.4
AFFF	47	0.3
TOTAL	44,124	286.7

3.5.3 Estimate of PHxSF and PFDS emissions

Boucher et al. (2019) estimated global historic manufacture, consumer use, and disposal of perfluorohexane sulfonate (PFHxS), perfluorohexane sulfonyl fluoride (PHxSF), and perfluorodecane sulfonate (PFDS) from 1958 – 2015. Manufacture estimates in the Boucher et al. (2019) study do not apply to Washington for the reasons stated above. Total global use and disposal of PFHxS and PFDS and degradate emissions are summarized in Table 38 and reflect the Washington proportion.

Table 38. Global and Washington PFHxSF and PFDS Emissions in the period 1958 – 2015 (Boucher et al., 2019).

Emissions from use, disposal, and degradates*	Global (metric tons)	Washington (metric tons)
PFHxS	32 – 126	0.2 – 0.8
PDFS	34 – 372	0.2 – 2.4
TOTAL	66 – 498	0.4 – 3.2

Note: * = Not including manufacturing emissions.

3.5.4 Summary of historical emissions

We summed all of the Washington proportions of historical PFAS emissions calculated above. Uncertainty is introduced regarding total emissions over a certain period of time because different time accounting periods were considered in each of the studies above. Nevertheless, we can estimate Washington state’s average annual contribution over this historical period at approximately 29.5 metric tons per year. Table 39 provides the summation of Washington’s proportion of PFAS emissions.

Table 39. Average annual historical Washington state PFAS emissions based on global estimates.

PFAS emission type	Period of estimate	WA emissions during period (metric tons)	Average annual WA emissions (metric tons)	Reference
PFCA and FTOH	1960 – 2002	4.23	0.10	Prevedouros et al., 2006
Direct POSF	1970 – 2002	653.00	20.41	Paul et al., 2009
Indirect POSF and PFOS	1970 – 2002	286.70	8.96	Paul et al., 2009
PFHxS and PDFS	1958 – 2015	0.40 – 3.20	0.01 – 0.06	Boucher et al., 2019
TOTAL			29.47 – 29.52	

3.5.5 Current emissions

Both Wang et al. (2014a) and Boucher et al. (2019) recognized that estimates previously performed by others were limited to historical emissions during periods when PFAS manufacturing was not limited in the U.S. However, as identified in [Appendix 1: Chemistry, Section 1.3.4 Technical quality and implications for environmental impacts](#), following voluntary phase-outs of PFOA in fluoropolymer manufacturing in the U.S., Japan, and Europe, production of these PFAS moved to other countries. Estimates by Wang et al. (2014a) and Boucher et al. (2019) indicate that although production and degradation emissions of some PFAS identified above may have decreased (PFNA products and FTOH-based products as impurities), overall emissions after 2015 may have remained similar to those during the period 2003 – 2015. The estimates in Boucher et al. (2019) also emphasize that even though PFHxS and PFDS production emissions have significantly decreased, degradation emissions of PFHxS continue.

3.6 Data gaps and recommendations

3.6.1 Data gaps

Secondary manufacturing use of products containing PFAS

As identified in [Section 3.1.2](#) above, various information sources indicate that PFAS can be used in manufacturing industries that operate, or have operated in Washington. Although some uses have been readily identifiable (for example, AFFF use), we do not know the extent of PFAS used in Washington manufacturing, the types of PFAS which were historically used, or whether manufacturers have transitioned to new generation PFAS or ceased use altogether. We also do not know whether manufacturing uses resulted in human exposure or emissions to the environment, and if so, the risks associated.

Information regarding PFAS use may be readily available for certain sectors. For example, the electroplating industry identified its use of PFOS early, and sought to eliminate or replace such usage industry-wide in the U.S. (National Association of Surface Finishers (NASF), 2019a). The industry, however, has identified that legacy use of PFOS can continue to be a source of emissions, and has researched the effects of replacement PFAS used such as 6:2 FTS (NASF, 2019b). Electroplaters are regulated in Washington state via various regulations—therefore, more is likely known about past and current electroplating locations and can be learned about their PFAS usage practices. However, use in other sectors is simply derivative of component manufacturing—for example the medical industry uses PFAS coated components which may or not be manufactured in Washington (UNEP, 2015a). Similarly, we do not know if semiconductor manufacturing in the state employs PFAS substances. More research is needed to identify industrial sectors that contribute to PFAS use, and which of those have a connection to environmental or human exposure.

Consumer products

In 2020, information became available that fluorinated plastic containers can be a source of commercial product contamination (EPA, 2021b). Fluorination is intended to create a barrier to reinforce and provide additional storage ability to treated containers. Initial reports identified PFAS contamination of pesticides stored in such containers, however fluorination of containers is also used for storage of a range of products and industries (Environmental Defense Fund, 2021).

The FDA (under [21 CFR 177.1615](https://www.accessdata.fda.gov/scripts/cdrh/cfdocs/cfcfr/CFRSearch.cfm?fr=177.1615)¹³⁵) is also examining the use of fluorinated containers in food-contact applications—in light of this new information and in the context of existing FDA regulations for polyethylene containers (FDA, 2021). Future data regarding this PFAS release source will provide insight on the significance of this pathway for both environmental contamination and human exposure.

Use of AFFF in industry

Use of PFAS at military installations and the extent of resulting environmental impacts are under investigation by the DOD at a number of sites in Washington state (see [Section 3.2.3](#)). AFFF use in firefighting, and especially use by public fire departments, is being addressed through the implementation of Chapter [70A.400](#)¹³⁶ RCW (see [Appendix 9: Regulations, Section 9.1.1 Washington state laws](#)). Ecology is already working with public fire departments to assess quantities of AFFF stored and means for its collection and disposal. Over time, Chapter 70A.400 RCW will require civilian airports and other industry to find non-PFAS firefighting products. However, Ecology has insufficient information about AFFF holdings by civilian airports and petrochemical industries. Ecology also lacks a complete list of regionalized fire training centers.

WWTPs

At this time, Ecology has limited data confirming the presence of PFAS in WWTP effluents. Ecology does not know the range of PFAS concentrations in WWTP influent, effluent, and sludge, and therefore cannot assess the relative contribution of these discharge streams to the environment. This information is also needed to determine the efficacy of possible treatment technologies at WWTPs to remove PFAS. Ecology also needs more information regarding PFAS removal performances of different treatment technologies (e.g. secondary, secondary with nutrient removal, tertiary membrane filtration), and the role of multiple-benefits of different technologies, including nutrient removal and removal of a broad spectrum of contaminants of concern. Information collected about WWTP influents can inform identification of upstream PFAS discharges, which can then allow further consideration of pre-treatment strategies at industrial sources as well as consumer and commercial source control efforts.

¹³⁵ <https://www.accessdata.fda.gov/scripts/cdrh/cfdocs/cfcfr/CFRSearch.cfm?fr=177.1615>

¹³⁶ <https://app.leg.wa.gov/rcw/default.aspx?cite=70A.400&full=true>

Landfill PFAS emissions

Although information about PFAS emissions from landfills is being collected elsewhere, we do not have information regarding the incidence of PFAS in landfill leachate in Washington. We also do not know if PFAS-contaminated landfill leachate is a source of groundwater contamination. Finally, we do not know the extent to which PFAS entering landfills partitions into gaseous emissions, preventing us from understanding the true mass balance of PFAS emissions from this source.

Compost

The investigation of PFAS pathways into and out of composting operations is beginning to provide data regarding the feedstocks that can contribute PFAS to compost products and how certain PFAS behave in composting processes. Further data development in this area, as well as validated analysis methods, are needed to allow evaluation of human and environmental exposures to PFAS from commercial composting activity.

3.6.2 Recommendations

The following recommendations result from the analyses presented in this appendix:

Recommendation 2.3: Work to prevent PFAS releases from firefighting foam use and manufacturing processes.

Ecology will continue to work proactively with industry, manufacturers, and businesses to eliminate releases to the environment from the use of PFAS-containing AFFF or other manufacturing processes using PFAS.

To address PFAS in AFFF, Ecology would continue implementing the Firefighting Agents and Equipment Toxic Chemical Use law (Chapter [70A.400](#)¹³⁷ RCW), as follows:

- Collaborate with users of firefighting foam to develop and share outreach materials and best management practices that address the proper use, storage, and disposal of PFAS-containing AFFF.
- Ensure that industrial use of PFAS-containing AFFF provides for containment procedures along with collection of this foam and contaminated soil or sediment for proper designation and disposal. Costs to industrial users to collect and dispose of released PFAS-containing AFFF include plan development, employee training, methods for containment, and disposal of waste.
- Continue identifying organizations and industries which store and use AFFF in training and emergency firefighting, including use of AFFF in highway tunnels.
- Assist state and local governments, airports, industry, and fire districts with prioritizing the quantification, disposal, and replacement of PFAS-containing AFFF, especially in communities with cumulative impacts, health disparities, and environmental justice considerations.

¹³⁷ <https://app.leg.wa.gov/rcw/default.aspx?cite=70A.400&full=true>

- Share information about PFAS-free Class B firefighting foam with users of firefighting foam as information or research is available, including GreenScreen® certifications (New York State Pollution Prevention Institute, 2019).
- Provide funding to airports to purchase equipment to test their firefighting capabilities without the use of PFAS foam.
- Conduct compliance and enforcement actions to ensure the law is being followed.

Ecology will work proactively with industry, manufacturers, and businesses to eliminate releases to the environment from the use of PFAS in manufacturing or other processes.

- Ecology will review data from other states and countries to identify industrial or manufacturing uses of PFAS. Ecology will also consider (as data is collected under activities conducted under other CAP) recommendations to identify potential industrial and manufacturing PFAS dischargers. Ecology will use this information to identify industries in Washington that have used or continue to use commercial quantities of PFAS. Ecology will also track future TRI reports (starting in 2021) for industries.
- Ecology will evaluate PFAS release potential from those industries which may have used, or continue to use, PFAS.
- Ecology will reach out to these industries to discuss their use of PFAS, identify opportunities to switch to safer alternatives, implement best practices, and ensure proper waste management.

Recommendation 3.1: Reduce PFAS exposure from carpets, water and stain resistance treatments, and leather and textile furnishings.

Under Chapter [70A.350](#)¹³⁸ RCW, Ecology identified carpets, water and stain resistance treatments, and leather and textile furnishings as significant sources and uses of PFAS. As required by the law, Ecology is evaluating whether safer alternatives are feasible and available. If such alternatives are available, Ecology could then make regulatory determinations to restrict PFAS in these products, and report these determinations to the Legislature by June 2022.

Beyond the work being conducted under Chapter 70A.350 RCW, we can also propose actions to reduce legacy PFAS-containing carpet and carpet care products remaining in homes, especially in low-income households, where items may be retained past the typical product lifespan.

Recommendation

We recommend that as part of the work conducted under 70A.350 RCW the following regulatory actions be considered:

- Requesting that manufacturers:
 - Identify products that contain PFAS.
 - Disclose their use of priority chemicals in product ingredients.
 - Release information on exposure and chemical hazard.
 - Describe the amount and function of PFAS in products.

¹³⁸ <https://app.leg.wa.gov/rcw/default.aspx?cite=70A.350>

In addition to the work conducted under Chapter 70A.350 RCW above, we recommend the following actions:

- Implement a purchasing preference policy for PFAS-free carpet. Work with vendors on the state flooring contract to offer PFAS-free carpet on all state master contracts and all agency contracts. Purchasing PFAS-free carpet could result in increased costs to the state.
- If safer alternatives are available, include them in Ecology's [Product Replacement Program](#)¹³⁹ to replace legacy PFAS-containing carpet in community centers, low-income housing, libraries, daycares, and other environments where children may be disproportionately exposed.

Recommendation 3.2: Identify additional sources and uses of PFAS to consider in the second Safer Products for Washington cycle.

The priority products identified in 2020 under the Safer Products for Washington program do not account for all sources and uses of PFAS. Ecology will continue research to better understand how other products contribute to PFAS concentrations in homes, workplaces, and the environment. These include PFAS in:

- Water-resistant clothing and gear.
- Nonstick cookware and kitchen supplies.
- Personal care products (e.g., cosmetics and dental floss).
- Cleaning agents.
- Automotive products.
- Floor waxes and sealants.
- Ski waxes.
- Car waxes.

Ecology should engage with overburdened communities regarding consumer products that may contain PFAS. Communities use consumer products differently. Ecology should identify consumer products which might be disproportionately exposing overburdened communities.

Ecology should conduct preliminary investigations into the availability and feasibility of safer alternatives, prior to Phase 2 of Cycle 2 of Safer Products for Washington, for the products listed above. If safer alternatives are identified, in the preliminary investigations, outreach should be conducted to increase voluntary adoption in the marketplace.

Ecology should determine if the products listed above are significant sources or uses of PFAS. If so, they should be evaluated during Phase 2 of Cycle 2 of Safer Products for Washington to determine if they should be recommended as priority products. If identified as a priority product in the report to the Legislature, the product will be evaluated to determine if safer alternatives are feasible and available. If they are, Ecology may determine that a restriction or ban is appropriate.

¹³⁹ <https://ecology.wa.gov/Waste-Toxics/Reducing-toxic-chemicals/Product-Replacement-Program>

Recommendation 3.3: Implement additional reduction actions for PFAS from consumer products.

Ecology should investigate uses and regulatory actions to further reduce exposures and releases to the environment from the priority consumer products containing PFAS.

Actions should include:

- Gather input from low-income and other historically overburdened communities, including communities of color. Develop a list of ways to reduce exposure that include low cost and subsidized approaches. These may be particularly important measures to employ in communities with higher exposure from drinking water. No cost estimate is provided to conduct this evaluation or to develop exposure reduction recommendations.
- Establish a purchasing preference policy for products free of intentionally added PFAS. Work with vendors to offer PFAS-free textiles, furniture, and paints. If possible, select products that do not have stain or water resistance or use safer alternatives. Apply this policy to all state master contracts and all agency contracts.
- Consider PFAS as a class when the list of chemicals of high concern to children, [WAC 173-334-130](https://apps.leg.wa.gov/wac/default.aspx?cite=173-334-130),¹⁴⁰ is updated.
- Propose a ban on the import or sale of all products in Washington containing phased-out long-chain PFAAs. Long-chain PFAAs include perfluorinated carboxylates (PFCAs) with seven or more fully fluorinated carbons (for example, PFOA) and perfluorinated sulfonates (PFSAs) with six or more fully fluorinated carbons (for example, PFHxS and PFOS), their salts, and precursor compounds capable of forming long-chain PFAAs.

Recommendation 4.1: Evaluate PFAS in wastewater treatment.

Ecology should evaluate PFAS in wastewater treatment plant (WWTP) effluent and influent to develop a greater understanding of PFAS in discharges in Washington:

- Ecology should develop a study design to sample PFAS in three different types of plants: WWTPs with secondary treatment, nutrient removal, and advanced solids removal. Sampling should include products of selected WWTP unit processes (for example, primary and secondary clarifiers or dechlorination) to help differentiate removal efficiencies of the different treatment types.
- The study design should ensure that the WWTPs that are sampled receive industrial discharges that are likely to contain PFAS, or that have drinking water sources with known PFAS contamination.
- Ecology should identify industries that are likely to generate wastewater containing PFAS.
- Based on the information from the study, Ecology should consider additional monitoring requirements for WWTP dischargers. This should include consideration

¹⁴⁰ <https://apps.leg.wa.gov/wac/default.aspx?cite=173-334-130>

of whether EPA has developed approved analytical methods for PFAS suitable for WWTP effluent and a regulatory target (a nationally recommended water quality criterion for PFAS) for waters of the state.

- Based on this evaluation, Ecology should require possible PFAS monitoring for some or all domestic and industrial WWTPs.

Recommendation 4.2: Evaluate landfill PFAS emissions.

Ecology will develop and conduct a sampling program at selected landfills throughout the state to test for the presence of PFAS in leachate, groundwater, and air emissions.

Leachate

The Solid Waste Management program (SWM) developed Phase I of the program, leachate sampling, which has been funded and approved.

Ecology has developed a study to better characterize landfill leachate. The study design will:

- Sample leachate at selected landfills in the state.
- Determine the range of values for 33 PFAS substances in leachate, and compare to landfills throughout the country.
- Arrive at an estimate of the total PFAS materials in the landfill leachate through Total Oxidized Precursor (TOP) analyses.
- Determine if differences in amount of PFAS occurs in landfill cells of different ages.
- Determine if specific types of waste streams lead to higher PFAS values.
- Identify disposed wastes that are likely to generate PFAS releases to leachate.
- Perform a one-time testing of leachate from approximately 23 landfills.
- Consider additional sampling of leachate for landfills not yet sampled after the initial Phase I is completed. This second step of Phase I may include landfills that are undergoing MTCA cleanups, or landfills that contain specific refuse streams that have shown to have high PFAS values from the Phase I sampling.

If warranted, Ecology would manage PFAS in landfill leachate long term by:

- Considering additional monitoring requirements for landfills to test leachate for PFAS using information from the study mentioned above.
- Potentially updating the rules (Chapters [173-350](https://apps.leg.wa.gov/wac/default.aspx?cite=173-350)¹⁴¹ and [173-351](https://apps.leg.wa.gov/wac/default.aspx?cite=173-351)¹⁴² WAC) to require PFAS testing of leachate during landfill monitoring.

Groundwater and gaseous emissions

Phase II of the program will sample groundwater and gaseous emissions at landfills for PFAS. This phase of the program is in the conceptual stage. Landfills to be sampled will be based on the results of the Phase I leachate study. Groundwater will be sampled from existing monitoring wells.

¹⁴¹ <https://apps.leg.wa.gov/wac/default.aspx?cite=173-350>

¹⁴² <https://apps.leg.wa.gov/wac/default.aspx?cite=173-351>

The Solid Waste Management program (SWM), in conjunction with the Air Quality Program (AQ), will develop the gas emissions sampling portion of the program. Ecology will also monitor landfill gas emissions monitoring being conducted by North Carolina State University and Oregon State University (EPA, 2019d).

Landfill waste makeup

In parallel to landfill gas emission sampling above, Ecology will continue to research the makeup of PFAS waste entering and potentially currently stored in landfills.

Supplement 1: Estimated PFAS in Consumer Products in a Typical Home

Table 40. Estimated PFCA in consumer products in a typical home.

Category name	Total PFCA	Typical quantity	PFAS in the home	Reference
Pre-treated carpeting	484 µg/ m ²	150 m ²	72,600 µg	Guo et al., 2009
Commercial carpet-care liquids	12,000 µg/kg	6 kg	72,000 µg	Guo et al., 2009
Treated home textile and upholstery	346 µg/ m ²	50 m ²	17,300 µg	Herzke et al., 2012
Waterproofing agents	29,889 µg/L	0.5 L	14,945 µg	Herzke et al., 2012
Pre-treated carpeting	57.2 µg/kg	50 kg	2,860 µg	Kotthoff, 2015
Food contact material (paper)	2,859.9 µg/kg	1 kg	2,860 µg	Kotthoff, 2015
Treated floor waxes and stone/wood sealants	2,430 µg/kg	1 kg	2,430 µg	Guo et al., 2009
Sunscreen	19,000 µg/kg	0.1 kg	1,900 µg	Fujii, 2013
Treated home textile and upholstery	336 µg/kg	5 kg	1,680 µg	Guo et al., 2009
Non-stick cookware	1,234.74 µg/kg	1 kg	1,235 µg	Herzke et al., 2012
Household carpet/fabric-care liquids and foams	953 µg/kg	1 kg	953 µg	Guo et al., 2009
Leather samples	627.3 µg/kg	1 kg	627 µg	Kotthoff, 2015
Foundation cosmetic	5,900 µg/kg	0.1 kg	590 µg	Fujii, 2013
Treated apparel	198 µg/kg	2 kg	396 µg	EPA, 2009
Compounding agent	35,000 µg/kg	0.01 kg	350 µg	Fujii, 2013
Talc	2,500 µg/kg	0.1 kg	250 µg	Fujii, 2013
Outdoor textiles	187.8 µg/kg	1 kg	188 µg	Kotthoff, 2015
Membranes for apparel	124 µg/kg	1 kg	124 µg	Guo et al., 2009
Ski waxes	11,365.5 µg/kg	0.01 kg	113 µg	Kotthoff, 2015
Gloves	169.4 µg/kg	0.2 kg	34 µg	Kotthoff, 2015
Awning cloth (outdoor)	31.6 µg/kg	1 kg	32 µg	Kotthoff, 2015
Treated food contact paper	3,100 µg/kg	0.01 kg	31 µg	Guo et al., 2009
Electronics and electronic parts	25.51 µg/kg	1 kg	26 µg	Herzke et al., 2012
Thread sealant tapes and pastes	603 µg/kg	0.02 kg	12 µg	Guo et al., 2009

Category name	Total PFCA	Typical quantity	PFAS in the home	Reference
Paints and inks	9.36 µg/kg	1 kg	9 µg	Herzke et al., 2012
Waterproofing agents	80.6 µg/kg	0.1 kg	8 µg	Kotthoff, 2015
Treated non-woven medical garments	795 µg/kg	0.01 kg	8 µg	Guo et al., 2009
Household carpet/fabric-care liquids and foams	3.5 µg/kg	1 kg	4 µg	Kotthoff, 2015
Non-stick cookware	0.28 µg/ m ²	1 m ²	0.3 µg	Guo et al., 2009
Dental floss and plaque removers	31.3 µg/kg	0.005 kg	0.2 µg	Guo et al., 2009

Table 41. Estimated FTOH or FTS in consumer products in a typical home.

Category	FTOH/FTS	Quantity	FTOH/FTS in the home	Reference
Cleaning agents	667,700 µg/kg	1 kg	667,700 µg	Kotthoff, 2015
Commercial carpet care liquids	105,000 µg/kg	6 kg	630,000 µg	Liu et al., 2015
Treated floor waxes and stone/wood sealants	423,000 µg/kg	1 kg	423,000 µg	Liu et al., 2015
Waterproofing agents	464,774 µg/L	0.5 L	232,387 µg	Herzke et al., 2012
Treated home textile and upholstery	42,900 µg/kg	5 kg	214,500 µg	Liu et al., 2015
Carpet	4,010 µg/kg	50 kg	200,500 µg	Liu et al., 2015
Impregnating sprays (waterproofing)	1,857,300 µg/kg	0.1 kg	185,730 µg	Kotthoff, 2015
Treated home textile and upholstery	757 µg/ m ²	50 m ²	37,850 µg	Herzke et al., 2012
Carpet samples	73.5 µg/kg	50 kg	3,675 µg	Kotthoff, 2015
Membranes for apparel	1,590 µg/kg	1 kg	1,590 µg	Liu et al., 2015
Treated apparel	464 µg/kg	2 kg	928 µg	Liu et al., 2015
Outdoor textiles	799.3 µg/kg	1 kg	799 µg	Kotthoff, 2015
Household carpet/fabric-care liquids and foams	372 µg/kg	1 kg	372 µg	Liu et al., 2015
Treated food contact paper	25,200 µg/kg	0.01 kg	252 µg	Liu et al., 2015
Treated home textile and upholstery	1.35 µg/m ²	50 m ²	68 µg	Herzke et al., 2012
Electronics and electronic parts	25.51 µg/kg	1 kg	26 µg	Herzke et al., 2012
Thread sealant tapes and pastes	1,220 µg/kg	0.02 kg	24 µg	Liu et al., 2015

Category	FTOH/FTS	Quantity	FTOH/FTS in the home	Reference
Food contact material (paper)	23.4 µg/kg	1 kg	23 µg	Kotthoff, 2015
Gloves	98.3 µg/kg	0.2 kg	20 µg	Kotthoff, 2015
Treated nonwoven medical garments	1,460 µg/kg	0.01 kg	15 µg	Liu et al., 2015
Non-stick cookware	10.55 µg/kg	1 kg	11 µg	Herzke et al., 2012
Electronics and electronic parts	0.57 µg/kg	1 kg	0.6 µg	Herzke et al., 2012

References

- Agency for Toxic Substances and Disease Registry (ATSDR). (2018). Toxicological profile for Perfluoroalkyls. (Draft for Public Comment). Retrieved from <https://www.atsdr.cdc.gov/ToxProfiles/tp.asp?id=1117&tid=237>
- Arvaniti, O., Andersen, H., Thomaidis, N., & Stasinakis, A. (2014). Sorption of perfluorinated compounds onto different types of sewage sludge and assessment of its importance during wastewater treatment. *Chemosphere*, *111*, 405 – 411. <https://doi.org/10.1016/j.chemosphere.2014.03.087>
- Banzhaf, S., Filipovic, M., Lewis, J., Sparrenbom, C. J., & Barthel, R. (2017). A review of contamination of surface-, ground-, and drinking water in Sweden by perfluoroalkyl and polyfluoroalkyl substances (PFASs). *Ambio*, *46*, 335–346. <https://doi.org/10.1007/s13280-016-0848-8>
- Beecher, N., & Brown, S. (2018). PFAS and Organic Residuals Management. *BioCycle*. Retrieved from <https://www.biocycle.net/pfas-organic-residuals-management/>
- Beeson, S., Genuis, S. J., Benskin, J. P., & Martin, J. W. (2012). Exceptionally High Serum Concentrations of Perfluorohexanesulfonate in a Canadian Family are Linked to Home Carpet Treatment Applications. *Environmental Science & Technology*, *46*, 12960–12967. <https://doi.org/10.1021/es3034654>
- Black, R. (2020). Comment on Draft PFAS Chemical Action Plan. November 20, 2020. Retrieved from https://scs-public.s3-us-gov-west-1.amazonaws.com/env_production/oid100/did200002/pid_200743/assets/merged/ihOrinm_document.pdf?v=9BE2WNV76
- Boucher, J. M., Cousins, I. T., Scheringer, M., Hungerbühler, K., & Wang, Z. (2019). Toward a Comprehensive Global Emission Inventory of C4 – C10 Perfluoroalkanesulfonic Acids (PFASs) and Related Precursors: Focus on the Life Cycle of C6- and C10-Based Products. *Environmental Science & Technology Letters*, *6*, 1–7. <https://doi.org/10.1021/acs.estlett.8b00531>
- Bowman, J. (2018). Comment on: CA DTSC Safer Consumer Product draft Product-Chemical Profile for Perfluoroalkyl and Polyfluoroalkyl Substances (PFASs) in carpets and Rugs. Retrieved from <https://calsafer.dtsc.ca.gov/workflows/Comment/11540/?from=search>
- Buck, R., Korzeniowski, S., Laganis, E., & Adamsky, F. (2021). Identification and Classification of Commercially Relevant Per- and Poly-fluoroalkyl Substances (PFAS). *Integrated Environmental Assessment and Management*, *00*, 1 – 11. <https://doi.org/10.1002/ieam.4450>
- Carter, C. (2020). Personal communication. Meeting with to Emily Celto, Washington Department of Ecology, and Cole Carter, Washington Department of Ecology, Solid Waste Management program. March 5, 2020.
- Choi, Y. J., Kim Lazcano, R., Yousefi, P., Trim, H., & Lee, L. S. (2019). Perfluoroalkyl Acid Characterization in U.S. Municipal Organic Solid Waste Composts. *Environmental Science & Technology Letters*, *6*, 372–377. <https://doi.org/10.1021/acs.estlett.9b00280>

- Clara, M., Scharf, S., Weiss, S., Gans, O., & Scheffknecht, C. (2008). Emissions of perfluorinated alkylated substances (PFAS) from point sources—identification of relevant branches. *Water Science and Technology*, 58, 59–66. <https://doi.org/10.2166/wst.2008.641>
- Commission for Environmental Cooperation (CEC). (2017). Furthering the Understanding of the Migration of Chemicals from Consumer Products: A Study of per- and Polyfluoroalkyl Substances (PFASs) in Clothing, Apparel, and Children’s Items. Retrieved from <http://www3.cec.org/islandora/en/item/11777-furthering-understanding-migration-chemicals-from-consumer-products>
- Cory, D. (2021). Personal communication. Email to Irina Makarow, Washington Department of Ecology, from Devon Cory, Washington State Department of Transportation. Subject: WA AFFF legislation, DOD coordination. May 17, 2021. Available at https://www.ezview.wa.gov/Portals/_1962/Documents/PFAS/PFAS_CAP_PersonalCommunication_References.pdf
- Cox, M. (2019). Personal communication. Email to Kara Steward, Washington Department of Ecology, from Matthew Cox, Washington State Department of Transportation, Hazardous Materials Specialist. Subject: Suggested AFFF Replacement Products. January 15, 2019. Available at https://www.ezview.wa.gov/Portals/_1962/Documents/PFAS/PFAS_CAP_PersonalCommunication_References.pdf
- Croker, C. (2020). Managing PFAS Chemicals in Composting and Anaerobic Digestion. *BioCycle*. Retrieved from <https://www.biocycle.net/managing-pfas-chemicals-composting-anaerobic-digestion/>
- Danish Environmental Protection Agency (DEPA). (2013). Survey of PFOS, PFOA and other perfluoroalkyl and polyfluoroalkyl substances. Part of the LOUS-review. Environmental Project No. 1475, 2013. Retrieved from <https://www2.mst.dk/Udgiv/publications/2013/04/978-87-93026-03-2.pdf>
- Danish Environmental Protection Agency (DEPA). (2018). Risk assessment of fluorinated substances in cosmetic products. Retrieved from <https://www2.mst.dk/Udgiv/publications/2018/10/978-87-93710-94-8.pdf>
- Darwin, R. L. (2004). Estimated Quantities of Aqueous Film Forming Foam (AFFF) in the United States. *Fire Fighting Foam Coalition, Inc.*
- Darwin, R. L. (2011). Estimated Inventory of PFOS-based Aqueous Film Forming Foam (AFFF). 2011 update to the 2004 report entitled “Estimated Quantities of Aqueous Film Forming Foam (AFFF) in the United States.” *Fire Fighting Foam Coalition, Inc.*
- Department of Toxic Substances Control, California (DTSC). (2017) Safer Consumer Products - PFAS Public Workshop: Jan 31, 2017 - YouTube. Retrieved July 8, 2017, from <https://www.youtube.com/watch?v=MryvxUSlxbA&feature=youtu.be>
- Dupont Historical Museum (Dupont Museum). (2018). DuPont Plant History. Retrieved November 2, 2018 from <https://www.dupontmuseum.com/dupont-plant>

- Environmental Defense Fund. (2021). Beyond paper: PFAS linked to common plastic packaging used for food, cosmetics, and much more. July 7, 2021. Retrieved from <https://www.epa.gov/newsreleases/epa-takes-action-investigate-pfas-contamination>
- EnviroTrac Ltd. (2020). Site Investigation Report. Ridge Run PFAS HSCA Site East Rockhill Township, West Rockhill Township, and Perkasio Borough Bucks County, Pennsylvania. March 10, 2020. Retrieved from [https://files.dep.state.pa.us/Water/DrinkingWater/Perfluorinated%20Chemicals/Ridge_Run_PFAS_Site/2020-03-10%20Ridge%20Run%20PFAS%20Site%20-%20Site%20Investigation%20Report%20\(Final\)%20-%20Reduced.pdf](https://files.dep.state.pa.us/Water/DrinkingWater/Perfluorinated%20Chemicals/Ridge_Run_PFAS_Site/2020-03-10%20Ridge%20Run%20PFAS%20Site%20-%20Site%20Investigation%20Report%20(Final)%20-%20Reduced.pdf)
- Eschauzier, C., Beerendonk, E., Scholte-Veenendaal, P., & De Voogt, P. (2012). Impact of Treatment Processes on the Removal of Perfluoroalkyl Acids from the Drinking Water Production Chain. *Environmental Science & Technology*, *46*, 1708–1715. <https://doi.org/10.1021/es201662b>
- Fay, V. (2020). Inactive Landfill Initiative. Presentation to NEWMOA. June 10, 2020. Retrieved from http://www.newmoa.org/events/docs/409_367/FayNewYorkLandfillsJune2020.pdf
- Franko, J., Meade, B. J., Frasci, H. F., Barbero, A. M., & Anderson, S. E. (2012). Dermal Penetration Potential of Perfluorooctanoic Acid (PFOA) in Human and Mouse Skin. *Journal of Toxicology and Environmental Health, Part A*, *75*, 50–62. <https://doi.org/10.1080/15287394.2011.615108>
- Fraser, A. J., Webster, T. F., Watkins, D. J., Nelson, J. W., Stapleton, H. M., Calafat, A. M., Kato, K., Shoeib, M., Vieira, V. M., & McClean, M. D. (2012). Polyfluorinated Compounds in Serum Linked to Indoor Air in Office Environments. *Environmental Science & Technology*, *46*, 1209–1215. <https://doi.org/10.1021/es2038257>
- Freberg, B. I., Haug, L. S., Olsen, R., Daae, H. L., Hersson, M., Thomsen, C., Thorud, S., Becher, G., Molander, P., & Ellingsen, D. G. (2010). Occupational Exposure to Airborne Perfluorinated Compounds during Professional Ski Waxing. *Environmental Science & Technology*, *44*, 7723–7728. <https://doi.org/10.1021/es102033k>
- Fujii, Y., Harada, K. H., & Koizumi, A. (2013). Occurrence of perfluorinated carboxylic acids (PFCAs) in personal care products and compounding agents. *Chemosphere*, *93*, 538–544. <https://doi.org/10.1016/j.chemosphere.2013.06.049>
- Gaines, L. (2017). Per-and Polyfluoroalkyl Substances (PFASs) Usage; Draft: For Informational Purposes, May 25, 2017. U.S. Environmental Protection Agency (EPA). Retrieved April 8, 2020 from https://kkw.org/wp-content/uploads/2018/02/PFAS_Usage_DRAFT_May2017.pdf
- Ginn, D. (2021). Department of the Navy Comment Letter on Draft PFAS Chemical Action Plan. January 20, 2021. Retrieved from https://scs-public.s3-us-gov-west-1.amazonaws.com/env_production/oid100/did200002/pid_200743/assets/merged/hi0qih3_document.pdf?v=9BE2WNV76

- Glüge, J., Scheringer, M., Cousins, I.T., Dewitt, J. C., Goldenman, G., Herzke, D., Lohmann, R., Ng, C.A., Trier, X., & Wang, Z. (2020). An overview of the uses of per- and polyfluoroalkyl substances (PFAS). *Environmental Science: Processes and Impacts*, 22, 2345 – 2373. <https://doi.org/10.1039/D0EM00291G>
- Guo, Z., Liu, X., Krebs, K. A., & Roache, N. F. (2009). Perfluorocarboxylic Acid Content in 116 Articles of Commerce. *U.S. Environmental Protection Agency*. Retrieved from https://cfpub.epa.gov/si/si_public_record_report.cfm?Lab=NRMRL&dirEntryId=206124
- GreenScreen for Safer Chemicals. (2020). GreenScreen® Certified™ Standard for Firefighting Foam Webinar. Retrieved from <https://www.greenscreenchemicals.org/resources/entry/webinar-gsc-fff>
- Hamid, H., Li, L. Y., & Grace, J. R. (2018). Review of the fate and transformation of per- and polyfluoroalkyl substances (PFASs) in landfills. *Environmental Pollution*, 235, 74–84. <https://doi.org/10.1016/j.envpol.2017.12.030>
- Harris, M. H., Rifas-Shiman, S. L., Calafat, A. M., Ye, X., Mora, A. M., Webster, T. F., Oken, E., & Sagiv, S. K. (2017). Predictors of Per- and Polyfluoroalkyl Substance (PFAS) Plasma Concentrations in 6–10 Year Old American Children. *Environmental Science & Technology*, 51, 5193–5204. <https://doi.org/10.1021/acs.est.6b05811>
- Hart & Hickman PC. (2020) North Carolina Collective Study Report. Collection Study of PFAS and 1,4-Dioxane in Landfill Leachate and Estimated Influence on Wastewater Treatment Plant Facility Influent. March 10, 2020. Retrieved from <https://files.nc.gov/ncdeq/Waste%20Management/DWM/NC-Collective-Study-Rpt-03-10-2020.pdf>
- Heads of EPAs Australia and New Zealand (HEPA). (2018). PFAS National Environmental Management Plan January 2018. Retrieved from <http://www.environment.gov.au/protection/publications/pfas-nemp>
- Herzke, D., Olsson, E., & Posner, S. (2012). Perfluoroalkyl and polyfluoroalkyl substances (PFASs) in consumer products in Norway – A pilot study. *Chemosphere*, 88, 980–987. <https://doi.org/10.1016/j.chemosphere.2012.03.035>
- Hu, X. C., Andrews, D. Q., Lindstrom, A. B., Bruton, T. A., Schaidler, L. A., Grandjean, P., Lohmann, R., Carignan, C. C., Blum, A., Balan, S. A., Higgins, C. P., & Sunderland, E. M. (2016). Detection of Poly- and Perfluoroalkyl Substances (PFASs) in U.S. Drinking Water Linked to Industrial Sites, Military Fire Training Areas, and Wastewater Treatment Plants. *Environmental Science & Technology Letters*, 3, 344–350. <https://doi.org/10.1021/acs.estlett.6b00260>
- Infogroup, Inc. (2012). U.S. Business Listings. *ReferenceUSA Database*. Retrieved from <http://resource.referenceusa.com/available-databases/>

- International Maritime Organization. (2007). Chapter II-2 of the International Convention for the Safety of Life at Sea (SOLAS); Part C Suppression of fire; Regulation 10 – Fire-fighting; 4: Fixed fire-extinguishing systems. Retrieved from https://assets.publishing.service.gov.uk/government/uploads/system/uploads/attachment_data/file/460608/Regulation_10_-_Fire-Fighting.pdf
- Interstate Technology & Regulatory Council (ITRC). (2020a). History and Use of Per- and Polyfluoroalkyl Substances (PFAS). Retrieved from https://pfas-1.itrcweb.org/fact_sheets_page/PFAS_Fact_Sheet_AFFF_April2020.pdf
- Interstate Technology & Regulatory Council (ITRC). (2020b). Aqueous Film Forming Foam (AFFF). Retrieved from https://pfas-1.itrcweb.org/fact_sheets_page/PFAS_Fact_Sheet_History_and_Use_April2020.pdf
- Kernen, B. (2018). The Impact of PFAS on Water Resources September 10, 2018 2018 Annual Forum - Groundwater Protection Council [PowerPoint Slides]. *New Hampshire Department of Environmental Services*. Retrieved from [http://www.gwpc.org/sites/default/files/event-sessions/Kernen%2C Brandon.pdf](http://www.gwpc.org/sites/default/files/event-sessions/Kernen%2C%20Brandon.pdf)
- King County Department of Natural Resources and Parks. (2019). Contaminants of Emerging Concern in Reclaimed Water – Review of Status and Relevant Literature. August 2019. Retrieved from <https://your.kingcounty.gov/dnrp/library/2019/kcr3058/kcr3058.pdf>
- Kotthoff, M., Müller, J., Jüriling, H., Schlummer, M., & Fiedler, D. (2015). Perfluoroalkyl and polyfluoroalkyl substances in consumer products. *Environmental Science and Pollution Research*, 22, 14546–14559. <https://doi.org/10.1007/s11356-015-4202-7>
- Lang, J. R., Allred, B. M., Field, J. A., Levis, J. W., & Barlaz, M. A. (2017). National Estimate of Per- and Polyfluoroalkyl Substance (PFAS) Release to U.S. Municipal Landfill Leachate. *Environmental Science & Technology*, 51, 2197–2205. <https://doi.org/10.1021/acs.est.6b05005>
- Langer, V., Dreyer, A., & Ebinghaus, R. (2010). Polyfluorinated Compounds in Residential and Nonresidential Indoor Air. *Environmental Science & Technology*, 44, 8075–8081. <https://doi.org/10.1021/es102384z>
- Lee, J. H., Lee, C. K., Suh, C.-H., Kang, H.-S., Hong, C.-P., & Choi, S.-N. (2017). Serum concentrations of per- and poly-fluoroalkyl substances and factors associated with exposure in the general adult population in South Korea. *International Journal of Hygiene and Environmental Health*, 220, 1046–1054. <https://doi.org/10.1016/j.ijheh.2017.06.005>
- Liu, X., Guo, Z., Folk, E. E., & Roache, N. F. (2015). Determination of fluorotelomer alcohols in selected consumer products and preliminary investigation of their fate in the indoor environment. *Chemosphere*, 129, 81–86. <https://doi.org/10.1016/j.chemosphere.2014.06.012>
- Ma., J., Zhu, H., & Kannan, K. (2020) Fecal excretion of perfluoroalkyl and polyfluoroalkyl substances in pets from New York State, United States. *Environmental Science & Technology Letters* 2020, 7, 135 – 142. <https://doi.org/10.1021/acs.estlett.9b00786>

- Michigan Department of Environment, Great Lakes and Energy. (2019). Rule 57 Water Quality Values, Surface Water Assessment Section. Retrieved from https://www.michigan.gov/documents/deq/wrd-swas-rule57_372470_7.pdf
- Michigan Department of Environment, Great Lakes and Energy. (2021a). Michigan PFAS Action Response Team. Grand Traverse County Grawn, Carl's Retreading. Retrieved from https://www.michigan.gov/pfasresponse/0,9038,7-365-86511_82704-473719--,00.html
- Michigan Department of Environment, Great Lakes and Energy. (2021b). Michigan PFAS Action Response Team. Landfills Workgroup. Retrieved from https://www.michigan.gov/pfasresponse/0,9038,7-365-86513_99807_99808-527972--,00.html
- Michigan PFAS Action Response Team. (2020). Central Sanitary Landfill, Pierson, Montcalm County. Department of Environment, Great Lakes, and Energy. Retrieved from https://www.michigan.gov/pfasresponse/0,9038,7-365-86511_95645-468563--,00.html
- Michigan Waste & Recycling Association. (2019). Statewide Study on Landfill Leachate PFOA and PFOS Impact on Water Resource Recovery Facility Influent. Technical Report. March 1, 2019 (Second Revision March 6, 2019). Retrieved from <https://www.bridgemi.com/sites/default/files/mwra-technical-report.pdf>
- National Association for Surface Finishing (NASF). (2019a). Per- and Polyfluoroalkyl Substances PFAS – NASF Concerns and Activities. Retrieved from <https://nasf.org/wp-content/uploads/2019/04/PFAS--NASF-Concerns-and-Activities.pdf>
- National Association for Surface Finishing (NASF). (2019b). 6:2 Fluorotelomer Sulfonate (6:2 FTS) Toxicology at a Glance. Retrieved on April 9, 2019 from <https://nasf.org/wp-content/uploads/2019/04/Summary-of-Toxicology-Studies-on-6-2-FTS-and-Detailed-Technical-Support-Documents.pdf>
- National Fire Protection Association (NFPA). (2011). NFPA 502 Standard for Road Tunnels, Bridges, and Other Limited Access Highways, 2011 Edition. Retrieved from <https://www.codot.gov/projects/Eisenhowerfiresystem/other-documents/draft-request-for-proposals-rfp/book-3/standard-nfpa-502-2011-edition.pdf>
- National Fire Protection Association (NFPA). (2014). NFPA 412: Standard for Evaluating Aircraft Rescue and Fire-Fighting Foam Equipment. Retrieved from <https://www.nfpa.org/codes-and-standards/all-codes-and-standards/list-of-codes-and-standards/detail?code=412>
- Naturvårdsverket. (2016). Highly fluorinated substances (PFAS) and pesticides—An aggregative picture of the occurrence in the environment (in Swedish). Retrieved from <https://www.naturvardsverket.se/Documents/publikationer6400/978-91-620-6709-0.pdf?pid=17835>
- New York State Pollution Prevention Institute. (2019). Per- and Polyfluorinated Substances in Firefighting Foam. Retrieved from http://theic2.org/article/download-pdf/file_name/Per_and_Polyfluorinated_Substances_in_Firefighting_Foam_040919.pdf

- Nilsson, H., Kärrman, A., Rotander, A., van Bavel, B., Lindström, G., & Westberg, H. (2013). Professional ski waxers' exposure to PFAS and aerosol concentrations in gas phase and different particle size fractions. *Environmental Science: Processes & Impacts*, 15, 814. <https://doi.org/10.1039/c3em30739e>
- North East Biosolids & Residuals Association (NEBRA). (2019). PFAS in Biosolids (“sludge”) and Residuals: Recycling organic “wastes” benefits society and the environment. Retrieved from nebiosolids.org/pfas-biosolids
- Organisation for Economic Co-operation and Development (OECD). (2015). Working Towards a Global Emission Inventory of PFASs: Focus on PFCAs - Status Quo and the Way Forward. In *OECD Environment, Health and Safety Publications Series on Risk Management No. 30*. Retrieved from [https://www.oecd.org/chemicalsafety/risk-management/Working Towards a Global Emission Inventory of PFASs.pdf](https://www.oecd.org/chemicalsafety/risk-management/Working-Towards-a-Global-Emission-Inventory-of-PFASs.pdf)
- Organisation for Economic Co-operation and Development (OECD). (2018). Toward a new comprehensive global database of per- and polyfluoroalkyl substances (PFASs): Summary report on updating the OECD 2007 list of per- and polyfluoroalkyl substances (PFASs). *OECD Environment, Health and Safety Publications, Series on Risk Management, No. 39*. Retrieved from [http://www.oecd.org/officialdocuments/publicdisplaydocumentpdf/?cote=ENV-JM-MONO\(2018\)7&doclanguage=en](http://www.oecd.org/officialdocuments/publicdisplaydocumentpdf/?cote=ENV-JM-MONO(2018)7&doclanguage=en)
- Pan, C.-G., Liu, Y.-S., & Ying, G.-G. (2016). Perfluoroalkyl substances (PFASs) in wastewater treatment plants and drinking water treatment plants: Removal efficiency and exposure risk. *Water Research*, 106, 562–570. <https://doi.org/10.1016/j.watres.2016.10.045>
- Paul, A. G., Jones, K. C., & Sweetman, A. J. (2009). A First Global Production, Emission, and Environmental Inventory for Perfluorooctane Sulfonate. *Environmental Science & Technology*, 43, 386–392. <https://doi.org/10.1021/es802216n>
- Prevedouros, K., Cousins, I. T., Buck, R. C., & Korzeniowski, S. H. (2006). Sources, Fate and Transport of Perfluorocarboxylates. *Environmental Science & Technology*, 40, 32–44. <https://doi.org/10.1021/es0512475>
- Sanborn, Head & Associates, Inc. (2019). PFAS Waste Source Testing Report. New England Waste Services of Vermont, Inc. Coventry, Vermont. October 2019. Retrieved from <https://anrweb.vt.gov/PubDocs/DEC/SolidWaste/OL510/OL510%202019.10.15%20NEWSV T%20PFAS%20Source%20Testing%20Rpt%20-%20Final.pdf>
- Schaider, L. A., Ackerman, J. M., & Rudel, R. A. (2016). Septic systems as sources of organic wastewater compounds in domestic drinking water wells in a shallow sand and gravel aquifer. *Science of the Total Environment*, 547, 470–481. <https://doi.org/10.1016/j.scitotenv.2015.12.081>
- Schlummer, M., Gruber, L., Fiedler, D., Kizlauskas, M., & Müller, J. (2013). Detection of fluorotelomer alcohols in indoor environments and their relevance for human exposure. *Environment International*, 57–58, 42–49. <https://doi.org/10.1016/j.envint.2013.03.010>

- Schultes, L., Vestergren, R., Volkova, K., Westberg, E., Jacobson, T., & Benskin, J. P. (2018). Per- and polyfluoroalkyl substances and fluorine mass balance in cosmetic products from the Swedish market: implications for environmental emissions and human exposure. *Environmental Science: Processes & Impacts*, *20*, 1680–1690. <https://doi.org/10.1039/C8EM00368H>
- Senter, W. 2019. Personal communication. Email to Kara Steward, Washington Department of Ecology, from Wayne Senter, Washington State Fire Chiefs Association. Subject: PFAS CAP help. January 3, 2019. Available at https://www.ezview.wa.gov/Portals/_1962/Documents/PFAS/PFAS_CAP_PersonalCommunication_References.pdf
- Social Science Environmental Health Research Institute (SSEHRI). (2020). PFAS Contamination Site Tracker, Northeastern University. Retrieved on April 14, 2020 from <https://pfasproject.com/pfas-contamination-site-tracker/>
- Swedish Chemicals Agency (KEMI). (2015). Occurrence and use of highly fluorinated substances and alternatives. Report 7/15. Retrieved from <https://www.kemi.se/en/global/rapporter/2015/report-7-15-occurrence-and-use-of-highly-fluorinated-substances-and-alternatives.pdf>
- Thalheimer, A. H., McConney, L. B., Kalinovich, I. K., Pigott, A. V., Franz, J. D., Holbert, H. T., Mericas, D., & Puchacz, Z. J. (2017). Use and Potential Impacts of AFFF Containing PFASs at Airports. *Transportation Research Board*. <https://doi.org/10.17226/24800>
- Tian, Z., Kim, S.-K., Shoeib, M., Oh, J.-E., & Park, J.-E. (2016). Human exposure to per- and polyfluoroalkyl substances (PFASs) via house dust in Korea: Implication to exposure pathway. *Science of the Total Environment*, *553*, 266–275. <https://doi.org/10.1016/j.scitotenv.2016.02.087>
- Trier, X., Granby, K., & Christensen, J. H. (2011). Polyfluorinated surfactants (PFS) in paper and board coatings for food packaging. *Environmental Science and Pollution Research*, *18*, 1108–1120. <https://doi.org/10.1007/s11356-010-0439-3>
- Trudel, D., Horowitz, L., Wormuth, M., Scheringer, M., Cousins, I. T., & Hungerbühler, K. (2008). Estimating Consumer Exposure to PFOS and PFOA. *Risk Analysis*, *28*, 251–269. <https://doi.org/10.1111/j.1539-6924.2008.01017.x>
- United Nations Environmental Programme (UNEP). (2012). Technical paper on the identification and assessment of alternatives to the use of perfluorooctane sulfonic acid in open applications. *Stockholm Convention on Persistent Organic Pollutants*. Retrieved from <https://www.informea.org/sites/default/files/imported-documents/UNEP-POPS-POPRC12FU-SUBM-PFOA-Canada-48-20161209.En.pdf>
- United Nations Environmental Programme (UNEP). (2015a). Guidance on alternatives to Perfluorooctane Sulfonic Acid, its Salts, Perfluorooctane Sulfonyl Fluoride and their Related Chemicals. *Stockholm Convention on Persistent Organic Pollutants*. Retrieved from <http://chm.pops.int/Implementation/IndustrialPOPs/PFOS/Guidance/tabid/5225/Default.aspx>

- United Nations Environmental Programme (UNEP). (2015b). Technical guidelines on the environmentally sound management of wastes consisting of, containing or contaminated with perfluorooctane sulfonic acid, its salts and perfluorooctane sulfonyl fluoride. *Stockholm Convention on Persistent Organic Pollutants*. Retrieved from <http://www.basel.int/Portals/4/download.aspx?d=UNEP-CHW-POPs-GUID-PFOS-20121214.English.pdf>
- United Nations Environmental Programme (UNEP). (2016). Consolidated Guidance on Alternatives to Perfluorooctane Sulfonic Acid and its Related Chemicals. *Stockholm Convention on Persistent Organic Pollutants*. Retrieved from <http://chm.pops.int/Portals/0/download.aspx?d=UNEP-POPS-POPRC.12-INF-15-Rev.1.English.pdf>
- U.S. Bureau of Labor Statistics. (2021a). Private, NAICS 71392 Skiing facilities, All Counties in Washington; 2019 Annual Averages, All establishment sizes. Quarterly Census of Employment and Wages - Bureau of Labor Statistics. Retrieved from https://data.bls.gov/cew/apps/table_maker/v4/table_maker.htm#type=2&st=53&year=2019&qtr=A&own=5&ind=71392&supp=0
- U.S. Bureau of Labor Statistics. (2021b). Private, NAICS 33992 Sporting and athletic goods manufacturing, All Counties in Washington; 2019 Annual Averages, All establishment sizes. Quarterly Census of Employment and Wages - Bureau of Labor Statistics. Retrieved from https://data.bls.gov/cew/apps/table_maker/v4/table_maker.htm#type=2&st=53&year=2019&qtr=A&own=5&ind=33992&supp=0
- U.S. Bureau of Labor Statistics. (2021c). Private, NAICS 611620 Sports and recreation instruction, All Counties in Washington; 2019 Annual Averages, All establishment sizes. Quarterly Census of Employment and Wages - Bureau of Labor Statistics. Retrieved from https://data.bls.gov/cew/apps/table_maker/v4/table_maker.htm#type=2&st=53&year=2019&qtr=A&own=5&ind=611620&supp=0
- U.S. Census Bureau. (2015). Number of Firms, Number of Establishments, Employment, and Annual Payroll by Enterprise Employment Size for the United States and States, Totals: 2015. Retrieved from <https://www.census.gov/data/tables/2015/econ/susb/2015-susb-annual.html>
- U.S. Department of Defense (DOD). (2014). DOD inventory of Fire/Crash Training Area Sites as of the end of FY 2014. Retrieved from <https://www.documentcloud.org/documents/2755131-List-of-military-fire-and-crash-training-sites.html>
- U.S. Department of Defense (DOD). (2019a). Fairchild AFB PFOS/PFOA Sampling Areas. Retrieved April 10, 2020 from [https://www.fairchild.af.mil/Portals/23/documents/PFOS_PFOA/FAFB PFOS PFOA Sampling Area \(Jan 2019 MBC Update\).pdf?ver=2019-02-06-175110-770](https://www.fairchild.af.mil/Portals/23/documents/PFOS_PFOA/FAFB PFOS PFOA Sampling Area (Jan 2019 MBC Update).pdf?ver=2019-02-06-175110-770)

- U.S. Department of Defense (DOD). (2019b). Installations Where DOD is Performing an Assessment of PFAS Use or Potential Release. Retrieved from https://media.defense.gov/2020/Mar/17/2002265607/-1/-1/1/SPREADSHEET_OF_INSTALLATIONS_WHERE_DOD_PERFORMING_ASSESSMENT_OF_PFAS_USE_OR_POTENTIAL_RELEASE.PDF
- U.S. Department of Defense (DOD). (2019c). Map of Installations Conducting Assessments for PFAS Use or Potential Release. Retrieved from https://media.defense.gov/2020/Mar/17/2002265608/-1/-1/1/MAP_OF_INSTALLATIONS_CONDUCTING_ASSESSMENTS_FOR_PFAS_USE_OR_POTENTIAL_RELEASE.PDF
- U.S. Department of the Navy (DON). (2016a). Aqueous Film Forming Foam (AFFF) Control, Removals and Disposal. Retrieved from [http://www.secnav.navy.mil/eie/Documents/Aqueous-Film-Forming-Foam-\(AFFF\)-Control-Removal-and-Disposal-\(1\).pdf](http://www.secnav.navy.mil/eie/Documents/Aqueous-Film-Forming-Foam-(AFFF)-Control-Removal-and-Disposal-(1).pdf)
- U.S. Department of the Navy (DON). (2016b). Perfluorinated Compounds/Perfluoroalkyl Substances (PFC/PFAS) Identification of Potential Areas of Concern. Retrieved from [http://www.secnav.navy.mil/eie/Documents/Perfluorinated-Compounds-Perfluoroalkyl-Substances-\(PFC-PFAS\)-Identification-of-Potential-Areas-of-Concern-\(AOCs\).pdf](http://www.secnav.navy.mil/eie/Documents/Perfluorinated-Compounds-Perfluoroalkyl-Substances-(PFC-PFAS)-Identification-of-Potential-Areas-of-Concern-(AOCs).pdf)
- U.S. Department of the Navy (DON). (2017). Department of the Navy (DON) is implementing a comprehensive strategy to manage and address Perfluorinated Compounds (PFC)/Perfluoroalkyl Substances (PFAS) issues. Retrieved from <https://www.secnav.navy.mil/eie/Pages/PFC-PFAS.aspx>
- U.S. Department of the Navy (DON). (2018). Naval Air Station Whidbey Island Area 6: Groundwater and Drinking Water Investigation. Retrieved from https://www.navfac.navy.mil/content/dam/navfac/NAVFAC Atlantic/NAVFAC Northwest/PDFs/About Us/PFAS Groundwater and Drinking Water Investigation/2020-pfas/area-6/2018.06.07_Area6_GW_and_DrinkingWater_factsheet_FINAL.pdf
- U.S. Department of the Navy (DON). (2019). Ault Field Phase 4 DW Sampling Results. Retrieved from https://www.navfac.navy.mil/content/dam/navfac/NAVFAC Atlantic/NAVFAC Northwest/PDFs/About Us/environmental-restoration-2019/NASWI_DW Ault Field Phase4 Data Summary.pdf
- U.S. Department of the Navy (DON). (2020a). Emergency Response Action Memo - March 3, 2020. Retrieved from https://www.navfac.navy.mil/navfac_worldwide/pacific/fecs/northwest/about_us/northwest_documents/environmental-restoration/pfas-groundwater-and-drinking-water-investigation/nbk_pfas.html

- U.S. Department of the Navy (DON). (2020b). Naval Base Kitsap Bangor Silverdale, Washington: PFAS Drinking Water Investigation Fact Sheet. Retrieved from https://www.navfac.navy.mil/content/dam/navfac/NAVFAC Atlantic/NAVFAC Northwest/PDFs/About Us/PFAS Groundwater and Drinking Water Investigation/bangor/Bangor_PFAS_FactSheet_20200114_web.pdf
- U.S. Environmental Protection Agency (EPA). (2019a). EPA's per- and Polyfluoroalkyl Substances (PFAS) Action Plan. Retrieved from https://www.epa.gov/sites/production/files/2019-02/documents/pfas_action_plan_021319_508compliant_1.pdf
- U.S. Environmental Protection Agency (EPA). (2019b). Environmental Protection Agency. 40 CFR Part 372. EPA-HQ-TRI-2019-0375; FRL-10002-70. RIN 2070-AK51 Addition of Certain Per- and Polyfluoroalkyl Substances; Community Right-to-Know Toxic Chemical Release Reporting. Action: Advance notice of proposed rulemaking. Retrieved from <https://www.govinfo.gov/content/pkg/FR-2019-12-04/pdf/2019-26034.pdf>
- U.S. Environmental Protection Agency (EPA). (2019c). Small Wastewater Systems Research. Retrieved from <https://www.epa.gov/water-research/small-wastewater-systems-research>
- U.S. Environmental Protection Agency (EPA). (2019d). Characterization and Quantification of per- and polyfluoroalkyl substances in landfill gas and estimate of emissions from U.S. Landfills. Retrieved from https://cfpub.epa.gov/ncer_abstracts/index.cfm/fuseaction/display.abstractDetail/abstract_id/10990/report/0
- U.S. Environmental Protection Agency (EPA). (2020). Enforcement and Compliance History Online (ECHO). Retrieved from <https://echo.epa.gov/>
- U.S. Environmental Protection Agency (EPA). (2021a). 2020 TRI Preliminary Dataset. Retrieved from <https://www.epa.gov/toxics-release-inventory-tri-program/2020-tri-preliminary-dataset>
- U.S. Environmental Protection Agency (EPA). (2021b). EPA takes action to investigate PFAS Contamination, January 14, 2021. Retrieved from <https://www.epa.gov/newsreleases/epa-takes-action-investigate-pfas-contamination>
- U.S. Federal Aviation Administration (FAA). (2004). Advisory Circular 150/5210-6D. Aircraft Fire Extinguishing Agents. Retrieved from https://www.faa.gov/documentLibrary/media/Advisory_Circular/AC_150_5210-6D.pdf
- U.S. Federal Aviation Administration (FAA). (2018). Aircraft Rescue and Fire Fighting (ARFF) Airports. Retrieved from https://www.faa.gov/airports/airport_safety/aircraft_rescue_fire_fighting/
- U.S. Federal Aviation Administration (FAA). (2019). National Part 139 CertAlert: Aqueous Film Forming Foam (AFFF) Testing at Certificated Part 139 Airports No. 19-01. Retrieved from https://www.faa.gov/airports/airport_safety/certalerts/media/part-139-cert-alert-19-01-AFFF.pdf

- U.S. Federal Aviation Administration (FAA). (2020). Airport Data & Contact Information. Retrieved November 9, 2018 from https://www.faa.gov/airports/airport_safety/airportdata_5010/
- U.S. Food and Drug Administration (FDA). (2015). FDA Revokes Food Additive Approval for the Use of Long-Chain Perfluorinated Compounds as Oil and Water Repellents for Paper Used in Food Packaging. Retrieved from <http://wayback.archive-it.org/7993/20171114120118/https://www.fda.gov/Food/NewsEvents/ConstituentUpdates/ucm479465.htm>
- U.S. Food and Drug Administration (FDA). (2020a). Inventory of Effective Food Contact Substance (FCS) Notifications. Retrieved from <https://www.accessdata.fda.gov/scripts/fdcc/?set=FCN>
- U.S. Food and Drug Administration (FDA). (2020b). FDA Announces the Voluntary Phase-Out by Industry of Certain PFAS Used in Food Packaging. Constituent Update. July 31, 2020. Retrieved from <https://www.fda.gov/food/cfsan-constituent-updates/fda-announces-voluntary-phase-out-industry-certain-pfas-used-food-packaging>
- U.S. Food and Drug Administration (FDA). (2021). Letter to Manufacturers and Distributors of Fluorinated Polyethylene Food Contact Containers. August 5, 2021. Retrieved from <https://www.fda.gov/media/151326/download>
- Walker, B. (2018). UPDATE: Mapping the expanding PFAS crisis. *Environmental Working Group*. Retrieved from <https://www.ewg.org/research/update-mapping-expanding-pfas-crisis>
- Wang, Z., Cousins, I. T., Scheringer, M., Buck, R. C., & Hungerbühler, K. (2014a). Global emission inventories for C4–C14 perfluoroalkyl carboxylic acid (PFCA) homologues from 1951 to 2030, Part I: production and emissions from quantifiable sources. *Environment International*, 70, 62–75. <https://doi.org/10.1016/j.envint.2014.04.013>
- Wang, Z., Cousins, I. T., Scheringer, M., Buck, R. C., & Hungerbühler, K. (2014b). Global emission inventories for C4–C14 perfluoroalkyl carboxylic acid (PFCA) homologues from 1951 to 2030, part II: The remaining pieces of the puzzle. *Environment International*, 69, 166–176. <https://doi.org/10.1016/j.envint.2014.04.006>
- Washington, J. W., & Jenkins, T. M. (2015). Abiotic Hydrolysis of Fluorotelomer-Based Polymers as a Source of Perfluorocarboxylates at the Global Scale. *Environmental Science & Technology*, 49, 14129–14135. <https://doi.org/10.1021/acs.est.5b03686>
- Washington State Department of Ecology (Ecology). (2010). 2009 Washington Statewide Waste Characterization Study. Retrieved from <https://apps.ecology.wa.gov/publications/documents/1007023.pdf>
- Washington State Department of Ecology (Ecology). (2016). 2015 – 2016 Washington Statewide Waste Characterization Study. Retrieved from <https://apps.ecology.wa.gov/publications/documents/1607032.pdf>

- Washington State Department of Ecology (Ecology). (2017). Solid waste disposal data by facility. Retrieved from <https://fortress.wa.gov/ecy/ezshare/swm/SWMDData2017/DisposalbyFacility2017.xlsx>
- Washington State Department of Ecology (Ecology). (2018). Focus on: Alternatives to PFAS in Food Packaging. Retrieved from <https://apps.ecology.wa.gov/publications/documents/1804034.pdf>
- Washington State Department of Ecology (Ecology). (2020a). Ecology survey regarding AFFF disposal program open to municipal fire departments, fire district, fire authorities, port authority fire departments, and fire training facilities. *SurveyMonkey*. Retrieved April 10, 2020 from <https://www.surveymonkey.com/r/PRHKQHD>
- Washington State Department of Ecology (Ecology). (2020b). Worldwide Response Resource List. Retrieved from <https://ecology.wa.gov/Regulations-Permits/Plans-policies/Contingency-planning-for-oil-industry/Worldwide-Response-Resource-List>
- Washington State Department of Ecology (Ecology). (2020c). Priority Consumer Products Report to the Legislature—Safer Products for Washington Implementation Phase 2. Retrieved from <https://apps.ecology.wa.gov/publications/documents/2004019.pdf>
- Washington State Department of Ecology (Ecology). (2021a). Reclaimed water. Retrieved from <https://ecology.wa.gov/Water-Shorelines/Water-quality/Reclaimed-water#safe>
- Washington State Department of Ecology (Ecology). (2021b). Ecology Water Quality Permitting and Reporting Information System (PARIS). Retrieved from <https://apps.ecology.wa.gov/paris/PermitLookup.aspx>
- Washington State Department of Transportation (WSDOT). (2017). All Washington State Airports – Online Map. Retrieved from <http://www.wsdot.wa.gov/aviation/AllStateAirports/>
- Washington State Employment Security Department (ESD). (2017a). Establishment size data for 2016 Quarter 1. Retrieved from <https://esd.wa.gov/labormarketinfo/establishment-size>
- Washington State Employment Security Department (ESD). (2019). Labor Market Information: Occupational Employment & Wages - June 2018. Retrieved on April 14, 2020 from <https://esd.wa.gov/labormarketinfo/occupations>
- Washington State Employment Security Department (ESD). (2020). Labor Market Information: Occupational Employment & Wages - June 2019 (2020 Release). Retrieved on April 14, 2021 from <https://esd.wa.gov/labormarketinfo/occupations>
- Wood Environment & Infrastructure Solutions, Inc. (2019). Site Investigation Report. Investigation of Per- and Polyfluoroalkyl Substances at Select Source Separated Organic Material and Yard Waste Sites, Minnesota. September 2019. Retrieved from <https://www.pca.state.mn.us/sites/default/files/w-sw4-37.pdf>
- World Furniture Online. (2017). The upholstered furniture market in the United States. October 2017. Retrieved from <https://www.worldfurnitureonline.com/research-market/the-upholstered-furniture-market-united-states-0058519.html>

- Wright, Patrick. (2019). Personal communication. Email to Kara Steward, Washington Department of Ecology, from Patrick Wright, Washington State Department of Transportation, Aviation Division. Subject: Review of AFFF text – reminder. January 4, 2019. Available at https://www.ezview.wa.gov/Portals/_1962/Documents/PFAS/PFAS_CAP_PersonalCommunication_References.pdf
- Wu, X. (May), Bennett, D. H., Calafat, A. M., Kato, K., Strynar, M., Andersen, E., Moran, R. E., Tancredi, D. J., Tulse, N. S., & Hertz-Picciotto, I. (2015). Serum concentrations of perfluorinated compounds (PFC) among selected populations of children and Adults in California. *Environmental Research*, 136, 264–273. <https://doi.org/10.1016/j.envres.2014.09.026>

List of acronyms

General acronyms

Table 42. Acronyms found in the sources and uses appendix.

Acronym	Definition
ACRP	Airport Cooperative Research Program
AFFF	Aqueous film forming foam
AKART	All Known Available and Reasonable Technology
BLS	United States Bureau of Labor Statistics
CAA	Clean Air Act
CFR	Code of Federal Regulations
CSPA	Children's Safe Products Act
CWA	Clean Water Act
DEPA	Danish Environmental Protection Agency
DOD	United States Department of Defense
DON	Department of Navy
DTSC	Department of Toxic Substances Control, California
ECHO	Enforcement and Compliance History
ESTCP	Environmental Security Technology Certification Program
EPA	United States Environmental Protection Agency
ERTS	Emergency Reporting Tracking System
ESD	Washington State Employment Security Department
EWG	Environmental Working Group
FAA	Federal Aviation Administration
HEPA	Heads of EPAs Australia and New Zealand
ITRC	Interstate Technology & Regulatory Council
kg	Kilogram
L	Liter
µg	Microgram
m ²	Square meter
MIL-SPEC	U.S. Military Specification
MSRC	Marine Spills Response Corporation
NAICS	North American Industry Classification System
NASF	National Association of Surface Finishers
NFPA	National Fire Protection Association
NHDES	New Hampshire Department of Environmental Service
NRCNW	National Response Corporation Northwest

Acronym	Definition
OECD	Organisation for Economic Co-Operation and Development
PPE	Personal protective equipment
RCRA	Resource Conservation and Recovery Act
RCW	Revised Code of Washington
SERDP	Strategic Environmental Research and Development Program
SSEHRI	Social Science Environmental Health Research Institute
UNEP	United Nations Environment Programme
WAC	Washington Administrative Code
WSDOT	Washington State Department of Transportation
WWRL	Worldwide Response Resource List
WWTP	Wastewater treatment plant

Chemical names

Table 43. Chemical name acronyms found in the sources and uses appendix, excluding the general acronyms listed in the table above.

Acronym	Chemical Name
6:2 FTOH	6:2 fluorotelomer alcohol
ADONA	Ammonium 4,8-dioxa-3H-perfluorononanoate
AFFF	Aqueous film forming foam
FTOH	Fluorotelomer alcohol
FTS	Fluorotelomer sulfonates
PFAA	Perfluoroalkyl acid
PFAS	Per- and polyfluoroalkyl substances
PFCA	Perfluorocarboxylic acid
PFDS	Perfluorodecane sulfonate
PHXsF	Perfluorohexane sulfonyl fluoride
PFOS	Perfluorooctane sulfonic acid
POFS	Perfluorooctanesulfonyl fluoride
PFHxS	Perfluorohexane sulfonate

Appendix 4: Fate and Transport

4.0 Overview

4.0.1 Findings

Transformation:

- All poly-fluorinated per- and polyfluoroalkyl substances (PFAS) are perfluoroalkyl acid (PFAA) precursors.
- PFAA precursors represent a large group of PFAS, which contribute terminal PFAS such as perfluorooctanoic acid (PFOA) and perfluorooctane sulfonate (PFOS) to the environment.
- It is believed that all PFAA precursors will transform to PFAAs, with a timeframe that could range from hours to hundreds of years.
- Some PFAS polymers will likely serve as a continued source of PFAS emission due to polymer breakdown.

Fate:

- PFAS can be released to the ambient environment as a solid, liquid, or gas, depending on the source of the release (manufacturing or environmental degradation).
- Gas phase and aerosol particulate transport can cause PFAS contamination to occur at long distances from emission sources.
- With the exception of polymers, most PFAS are at least slightly water soluble and can be transported by water movement.
- Adsorption to carbon compounds in soil and sediments can slow PFAS transport by groundwater and surface water.
- Short-chain PFAS are more mobile, less bioaccumulative in animals, and equally as persistent as long-chain versions.
- Chemical transformation of precursor compounds may change preferential partitioning into transport media and rate of transport.
- Landfill waste and biosolids from composting and wastewater treatment plants (WWTPs) may serve as continued sources of PFAS emissions into the environment.
- Some PFAS can bioaccumulate in plants and animals, and biomagnify in higher organisms in the food chain.

4.0.2 Introduction

The purpose of this appendix is to review PFAS transformation in the environment, and address how PFAS transformation products are transported and partitioned in various environmental media.

As identified in [Appendix 1: Chemistry](#), because there are hundreds of different PFAS currently on the market, their environmental fate and transport—which describes the chemical transformation and geographic distribution of compounds after release to the environment—can vary greatly. Commercially manufactured PFAS and their subsequent transformation

compounds can exist in many different forms (gas, water, solid) and will partition (i.e., group with separate media) differently depending on the type of compound and the surrounding ambient conditions.

Rate of PFAS chemical transformation can also vary quite dramatically depending on the chemical in question, the phase, and the environment where it is located. Some compounds have a half-life as low as hours in the environment, while others do not transform naturally.

4.1 Non-polymer PFAS

As presented in in [Appendix 1: Chemistry, Section 1.1.3](#), many non-polymer PFAS have been identified and characterized.

PFOS and PFOA, both PFAAs, have been a primary source of attention in research and investigations regarding PFAS impacts. The presence of PFOS and PFOA in the environment results directly from their use and emission from manufacturing processes, or as a result of the degradation of long-chain or polymer substances—usually called precursors. PFAAs are very stable in the environment, and are referred to as terminal substances. As discussed in additional detail below, precursors can undergo several degradation steps prior to forming terminal PFAAs. PFAAs have not been shown to degrade or transform under natural conditions (Ochoa-Herrera, Field, Luna-Velasco & Sierra-Alvarez, 2016; Liou, Szostek, DeRito & Madsen, 2010).

The stability of PFAAs is due to the strength of the high energy carbon-fluorine bond (531.5 kilojoule per mole [kJ/mol]) (Hudlicky & Pavlath, 1995) and the shielding effect of the carbon backbone conformation (Torres, Ochoa-Herrera, Blowers & Sierra-Alvarez, 2009). Precursor compounds, which will eventually turn into PFAAs, have additional moieties added on to the carbon-fluorine chain where other substances and organisms can attack and degrade them. After this process, all that is remaining is the carbon-fluorine backbone and a headgroup: a PFAA. Thus, most scientists consider PFAAs terminal chemicals because they will not undergo further transformation in the natural environment, and will most likely exist on a timeframe longer than can be reliably calculated.

There has been one controversial study showing slight degradation of PFAAs under extreme natural conditions (Taniyasu, et al., 2013b; Wang, Cousins, & Scheringer, 2015). There has also been successful decomposition of PFAAs in the lab using experimental techniques (Luo, Lu & Zhang, 2015; Luo, Yan, Lu & Huang, 2018; Trojanowicz, Bojanowska-Czajka, Bartosiewicz & Kulisa, 2018) such as fungal treatment (Tseng, 2018) and high temperature reaction with persulfate (Park, Lee, Medina, Zull & Waisner, 2016). However, current research suggests that all PFAS ever produced will either transform into a PFAA and never degrade, or will itself not degrade under common conditions in the environment.

The timeframe for the transformation from precursor to PFAA depends on the compound and the conditions. Half-lives are not known or studied for most precursors, with some calculated values ranging from hours to more than a thousand years (Figure 27) (Dassuncao, Hu & Zhang, 2017; Rankin, Lee, Tseng & Mabury, 2014; Wang, Huang & Yang, 2013). With the vast number of potential starting materials and environments, the exact mechanism and changes that occur

for each precursor is unknown. However, scientists have studied many changes in the laboratory, and are starting to characterize transformations in the field. The result of these ongoing transformation processes is that the presence and amount of certain PFAS will evolve over time at any one specific sampling location.

Figure 26. Illustration of precursor transformation leading to PFAAs.

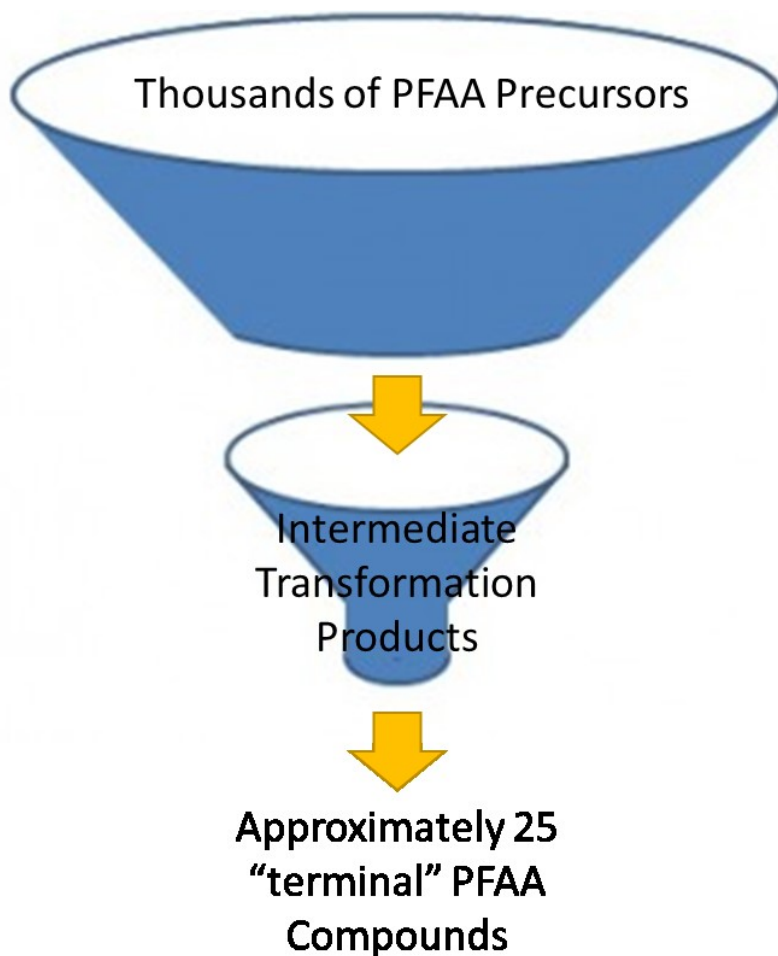
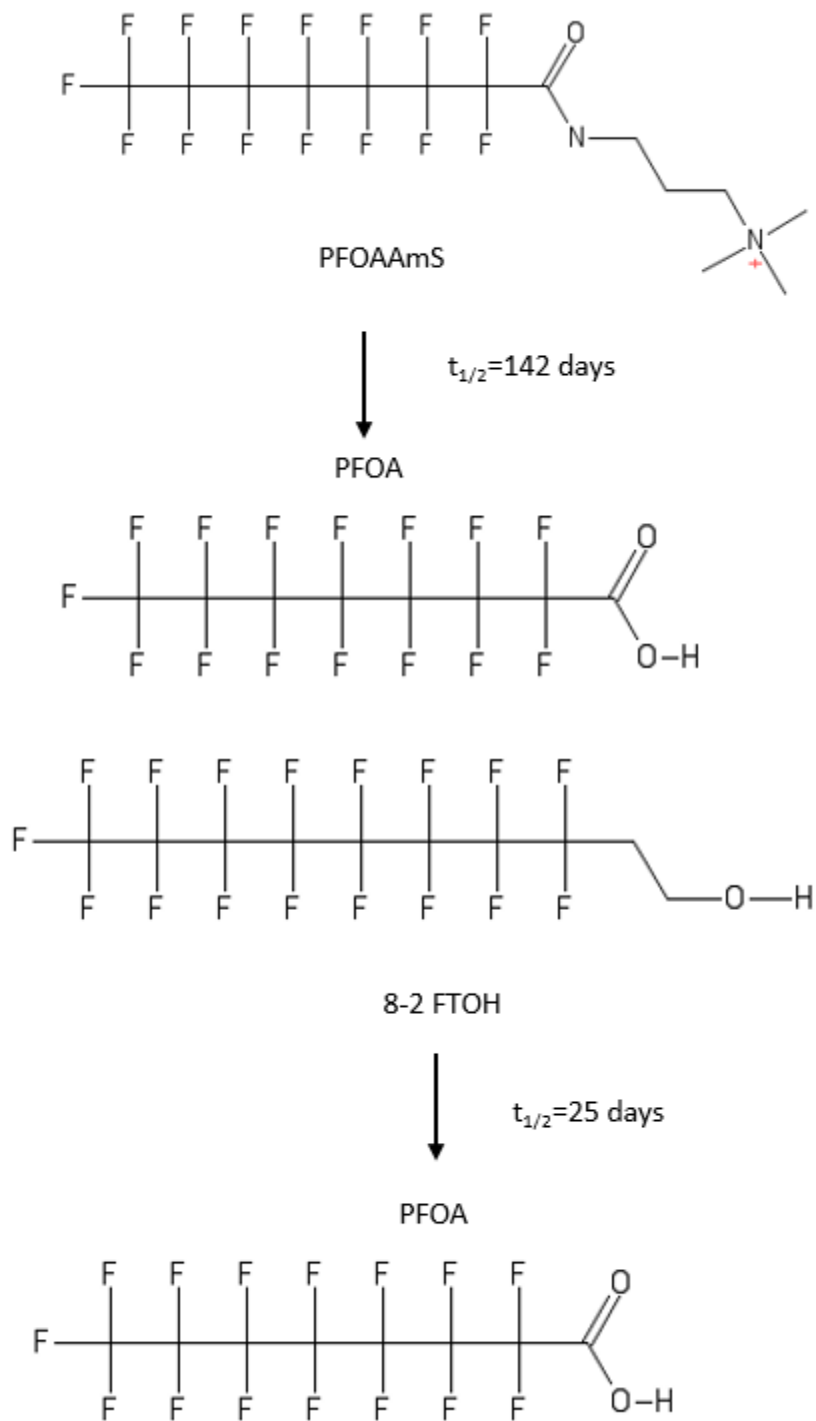
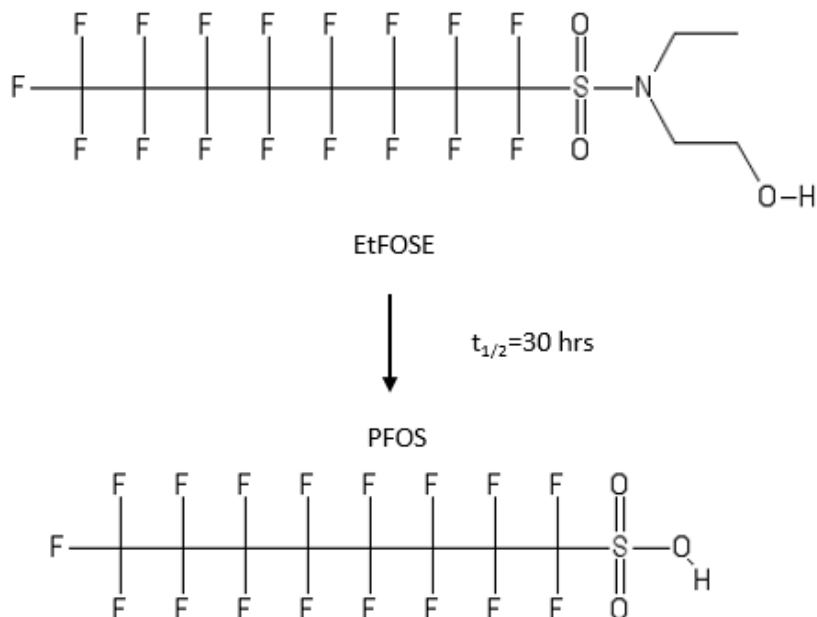


Figure 27. Examples of precursor aerobic biotransformation to PFAAs with half-lives (as described in Section 4.1).





4.1.1 Abiotic transformation

Abiotic transformation (transformation without living organisms) can form both perfluoro-sulfonic acids (PFSAs) and perfluoro-carboxylic acids (PFCAs)—the two main types of PFAAs—from a wide range of precursors. For example, reaction with hydroxyl radicals gives N-methyl perfluorobutane sulfonamidoethanol (NMeFBSE) a half-life of two days, and creates both sulfonic and carboxylic acid byproducts (D'Eon, Hurley, Wallington & Mabury, 2006). Additionally, fluorotelomer alcohol (FTOH) compounds have been found to transform in the atmosphere through reactions with chlorine and hydroxyl radicals to form PFCAs (Ellis, Martin & De Silva, 2004; Ellis et al., 2003). N-ethyl perfluorobutanesulfonamide (NEtFBSA) can transform into PFCAs through a similar mechanism in the atmosphere, with a lifetime in air of 20 – 50 days (Martin, Ellis, Mabury, Hurley & Wallington, 2006).

4.1.2 Biotic aerobic transformation

Researchers have demonstrated aerobic biotransformation (transformation by organisms with access to oxygen) of PFAA precursors several times, and this type of modification is probably the most prevalent form of PFAS chemical transformation. Several studies have been performed with focus on transformation that may occur at WWTPs or aqueous film forming foam (AFFF)-impacted sites (Arvaniti & Stasinakis, 2015). Laboratory studies have shown degradation of FTOHs into PFCAs. In addition, N-ethyl perfluorooctane sulfonamido ethanol (N-EtFOSE) is biodegraded into perfluorooctane sulfonate (PFOS) with a half-life of 0.7 – 44 days (Benskin et al., 2013; Mejia-Avenidaño & Liu, 2015; Rhoads, Janssen, Luthy & Criddle, 2008; Zhao, Ma, Fang & Zhu, 2016) and perfluorooctaneamido quaternary ammonium salt (PFOAAmS) transforms into perfluorooctanoic acid (PFOA) with a half-life of 142 days (Mejia-Avenidaño, Duy, Sauvé & Liu, 2016). Perfluoroacylphosphates (POPs) have also been shown to biodegrade into FTOHs and eventually to PFCAs (Lee, D'Eon & Mabury, 2009). All precursors tested have shown the ability to be aerobically biotransformed to PFAAs, with most

perfluoroalkane sulfonyl fluoride (PASF)-based substances eventually being biotransformed into PFSA's while all FTOH based substances are eventually transformed into PFCAs (Martin, Ellis, Mabury, Hurley & Wallington, 2006).

4.1.3 Biotic anaerobic transformation

Anaerobic biotransformation (transformation by organisms without oxygen) has been studied much less than aerobic biotransformation. Most evidence suggests that it is slower and transformation into final PFAA forms is less complete. For instance, some PFAA precursors have been shown to remain stable for long periods of time under anaerobic conditions (Boulangier, Vargo, Schnoor & Hornbuckle, 2005; Lange, 2018; Yi, Harding-Marjanovic & Houtz, 2018), with most fluorotelomer sulfonates (FTSAs) remaining more stable than FTOHs (Zhang, Lu, Wang & Buck, 2016). However, in general, anaerobic studies have had similar results to aerobic studies, with PFAAs not biodegrading and other compounds eventually leading to PFAAs.

4.1.4 Consequences of chemical transformation

Because of the transformation processes outlined above, even though U.S. production of PFOS was phased out in 2002 and most production of PFOA was phased out in 2015 through the Environmental Protection Agency's (EPA) PFOA stewardship program, levels of PFAAs have continued to increase in wildlife (Dassuncao, Hu & Zhang, 2017; Roos, Berger, Järnberg, Van Dijk & Bignert, 2013). Manufacturers continue to produce precursor compounds, which will change into PFAAs (including PFOS and PFOA if of sufficient chain length) once released to the environment.

Tracking changes in environmental levels of all PFAS is difficult because there are a large number of precursors, and it is only practical to test for a small fraction in each experiment. Most precursors require advanced analytical methods to detect. These are expensive, available in only a few labs around the world, and often cannot accurately measure quantities of compounds. Additionally, there are very few validated methods endorsed by governmental bodies, so much of the testing done uses experimental techniques. With different methods used by different researchers, comparing results from different studies can be poorly reliable.

Terminal PFAAs are the most prevalent and the most persistent type of PFAS, so they have been studied the most. However, the fact that several precursors have measurable levels in both surface waters (Gebbinck, Van Asseldonk & Van Leeuwen, 2017; Pan, Zhang & Cui, 2018) and wildlife (Shi et al., 2015) shows that it is not only PFAAs that have to be considered when evaluating impact and risk, since exposure to precursors can be significant. A study in the Baltic Sea found PFAAs and precursors in most aquatic organisms, but concluded that PFAA levels were not necessarily correlated with precursor intake (Gebbinck, Bignert & Berger, 2016). This suggests that it is important to evaluate exposure to precursors and PFAAs separately when considering risk.

In another example of precursor exposure, North Atlantic pilot whales do not contain the enzyme to convert perfluorooctanesulfonamide (PFOSA) to PFOS like most animals do, so when they adsorb PFOSA, they are exposed to its effects for much longer than other species (Dassuncao, Hu & Zhang, 2017). Scientists will need to consider the rate of a chemical's

transformation to PFAA in addition to the chemical hazards of both the chemical itself and the terminal PFAA to get the full picture of risks involved with use and emission.

The PFAS released to the environment from products and manufacturing operations transform over time into a variety of chemical transformation products. The lifetimes and toxicity of these individual transformation products and the final terminal degradates all contribute to a still uncertain environmental impact.

4.2 Polymeric PFAS

There are three different classes of polymeric PFAS to consider when looking at transformation and hazard: fluoropolymers, side-chain fluorinated polymers, and polymeric perfluoropolyethers.

An important consideration is how (or whether) the polymer backbone may degrade, and what unreacted monomers and catalysts may be present. There is evidence that bacteria or light can degrade some fluorotelomer-based PFAS polymers (side-chain fluorinated polymers). This would release soluble monomer or other PFAS fragments to the environment with a half-life of decades to two centuries (Rankin, Lee, Tseng & Mabury, 2014; Washington, Ellington, Jenkins & Yoo, 2010; Washington & Jenkins, 2015; Washington, Jenkins, Rankin, Naile, 2015; Washington, Rankin, Libelo, Lynch & Cyterski, 2019). However, this finding is still unsettled, due to alternate reports using different methods, which show a half-life of approximately 1,200 – 1,700 years for fluorotelomer-based polymers (Russell, Berti, Szostek & Buck, 2008; Russell, Wang, Berti, Szostek & Buck, 2010).

The finding of a half-life of thousands of years for side-chain fluorinated polymers is of note because it contrasts with degradation times for similarly structured monomers, which have half-lives of days to years. If side-chain fluorinated polymers—which are often used as oil- and water-resistance treatments for consumer products—degrade, they could be a potential source of PFAS emissions for decades or centuries if not properly disposed and contained (Li, Liu, Hu & Wania, 2017). One study suggests that degradation of polymers could increase PFAS loading to the environment by four to eight times in coming years (Washington & Jenkins, 2015).

Intact fluoropolymers and perfluoropolyether polymers (PFPEs) are generally agreed to be inert and not bioavailable or bioaccumulative, suggesting minimal health impact (Henry, Carlin & Hammerschmidt, 2018). PFPEs have thermal, chemical, photochemical, hydrolytic, oxidative, and biological stability (Buck & Korzeniowski, 2018). Polytetrafluoroethylene (PTFE) and PFPEs are practically insoluble in water and hydrocarbons, and not subject to long-range transport. However, as identified in [Appendix 1: Chemistry, Section 1.4.5](#), the use of non-polymer processing aids during the application of PTFE coatings has also been a source of PFAA emissions into the environment.

In addition to polymer degradation as a source of PFAS, the polymerization of PFAS polymer requires the use of monomers and, in some cases, non-polymer processing aids. These may be a source of PFAS emissions into the environment. In the past, PFOA was used as a processing aid in fluoropolymer manufacture (Prevedouros, Cousins, Buck & Korzeniowski, 2006; Hopkins, Sun, DeWitt & Knappe, 2018). Manufacturers have since switched to chemicals thought of as

safer, such as ammonium 4,8-dioxa-3H-perfluorononanoate (ADONA) and hexafluoropropylene oxide (HFPO) dimer acid (GenX) (Gordon, 2011). Although these substitutes are not used in the final polymer, they have been detected numerous times worldwide, including in drinking water in North Carolina and the Netherlands (Gebbink, Van Asseldonk & Van Leeuwen, 2017; Pan, Zhang & Cui, 2018; Song, Vestergren, Shi, Huang & Cai, 2018).

4.3 Emission sources

PFAS can be released into the environment in their manufactured form, as ambient air emissions, in aqueous solution to water sinks, or in solid form which can later be subject to degradation. Emissions can result from:

- Location of PFAS manufacturing.
- Locations where PFAS are used in manufacturing other products.
- Use of products containing PFAS.
- Locations where wastes containing PFAS are stored.
- Degradation of PFAS released to the environment.
- Inadvertent releases to the environment via uncontrolled spills, improper burial, or dumping.

Properties of an individual PFAS will affect its solubility in water, adsorption to soil, or ability to exist as a gas. These attributes will affect the rate of transport when released to environmental media. Chemical changes caused by environmental exposure further complicate the rate of transport. An emitted compound may initially have more affinity for one type of media, but as time passes, it may change and be more likely to migrate and exist in another.

The subsections below address general mechanisms of environmental PFAS fate and transport. [Appendix 5: Environmental Occurrence](#) provides information on levels of PFAS measured in environmental media in Washington.

4.3.1 Air

During direct or secondary manufacturing, PFAS can be released to the ambient air through uncontrolled stack emissions (National Ground Water Association (NWGA), 2017). Such emissions can occur in the gaseous phase, or as an aerosol in small particles.

Anionic forms of PFAS, such as PFCAs at low pH, are more likely to be adsorbed to particulates in the air (Ahrens et al., 2012; NWGA, 2017). Once in the air, PFAS can travel large distances before deposition. Deposition occurs via settling of particulates or by transformation of gaseous phases into non-volatile compounds. Deposition can occur either by dry deposition (particles landing by themselves) or by wet deposition (precipitation contributing to deposition) (Taniyasu, et al., 2013a).

Short-range air transport causes PFAS distribution to be much more extensive than just water-based transport, which is the focus of most concerns from manufacturing plants and regulators. Air-based transport can cause contamination of soil, groundwater, and surface water that otherwise would not be anticipated from merely looking at water flow. Long-range air transport

is responsible for the wide distribution of PFAS across the globe, as shown by their occurrence vast distances from all manufacturing sites, including both the Arctic and Antarctic. In addition, sea spray may help re-aerosolize PFAS that have been deposited in oceans (Armitage, Macleod & Cousins, 2009; Gouin & Wania, 2007), contributing to further air-based transport.

Most PFAS are not very volatile, but those that are (like fluorotelomers, FTIs and FTOHs, and perfluoroalkane sulfonamides (FASA)) may partition from liquid to gaseous phases (Buck et al., 2011). This has been identified as an important transformation mechanism in landfills, resulting in landfill gas emissions (see [Appendix 3: Sources and Uses, Section 3.4.3 Landfilled Products](#)). PFAS off-gassing from consumer products has also been confirmed, as well as migration of PFAS-containing particulate from products into indoor air in both domestic and occupational settings (Buck et al., 2011). See [Appendix 7: Health, Section 7.2.2 Populations with elevated PFAS exposure](#)).

4.3.2 Water

Release to aqueous media

In many cases, PFAS manufacturing processes involve aqueous solutions, which are often a mixture of compounds. Environmental release to aqueous media resulting from manufacturing or secondary manufacturing activities can occur when industrial wastewater is discharged to surface water, or when liquid phase PFAS are directly released to ground or surface water without pre-treatment. Neither the state nor federal Clean Water Act (CWA) regulate PFAS in industrial wastewater discharges via numeric standards.

Certain industrial wastewater discharges are sometimes routed to WWTPs. Such discharges require pre-treatment permits, however these permits also do not regulate PFAS. WWTPs, in turn, discharge treated wastewater to surface water.

PFAS can be present in sewage as a result of products containing PFAS being used in residential, commercial, and institutional facilities, and disposed of in domestic wastewater (see [Appendix 3: Sources and Uses, Sections 3.3](#)). For example, a study conducted for the European Union (EU) determined that within the textiles, upholstery, leather apparel, and carpet sector, the greatest life cycle emission of certain PFAS (PFASs, PFCAs, and FTOHs) was release to sewer resulting from washing of articles over their service life (Whiting et al, 2020). As discussed in [Appendix 3: Sources and Uses, Section 3.4.1](#), PFAS has been found in both WWTP influent and effluent. This has been recognized as one of the larger emission sources for PFAS (NWGA, 2017).

Similarly, PFAS can also be present in domestic wastewater effluents—which are then released to domestic onsite wastewater systems (i.e. septic systems), which typically discharge to groundwater. For example, a study conducted in Cape Cod, Massachusetts, correlated the presence of PFAS in domestic drinking wells with septic system leachate sources that contributed PFAS to local groundwater concentrations (Schaidler et al., 2016).

Improper storage of base or secondary manufactured PFAS-containing products can result in leaching of PFAS when exposed to water. Legacy disposal of PFAS wastes in areas not classified as landfills has resulted in groundwater contamination in numerous locations in the U.S. (EPA

Enforcement and Compliance History [ECHO], 2020a). Stormwater disposal into injection wells may act as another potential source of groundwater contamination.

Due to the high solubility of some PFAS (see [Appendix 1: Chemistry, Section 1.2.4](#)), compounds may be susceptible to leaching from landfills and contaminated biosolids, compost, and soils when exposed to water (Hamid & Grace, 2018; Kim, Li, Grace, Benskin & Ikonomou, 2015; Lang, Allred, Field, Levis & Barlaz, 2017; Lang, Allred, Peaslee, Field & Barlaz, 2016). Leachate from PFAS-contaminated landfills is estimated to contain around 600 kg per year of PFAS in the U.S. (Lang, Allred, Field, Levis & Barlaz, 2017). In Washington, leachate from some landfills is collected and either sent to a WWTP or deposited in evaporation ponds. Landfill leachate has been identified as a pathway by which PFAS can be redistributed into the environment, especially when leachate is sent for treatment in WWTPs (NWGA, 2017). PFAS impacts from landfill leachate are discussed in [Appendix 3: Sources and uses, Section 3.4.3](#).

Other transport mechanisms include deposition of PFAS aerosols into water bodies as described above, as well as release of PFAS to deposited snow and soils as a result of wax shed from skis during ski competitions (Plassmann & Berger, 2013).

Firefighting using AFFF has historically represented a large source of release of water-based PFAS mixtures into the environment through runoff into surface water as well as migration to groundwater, as discussed in [Appendix 3: Sources and uses, Section 3.2](#).

Many PFAS transport easily through groundwater and surface water due to their high solubility. Dispersion, diffusion, and advection will all affect the movement of PFAS in water, but generally, the compounds will follow the water flow. It is estimated that the oceans are the main final sink for PFAS (Armitage, et al., 2006).

Soil interactions

One important process that affects PFAS transportation and can complicate water transport is adsorption to organic compounds. Most PFAS have a fluorinated carbon tail, which is both hydrophobic and lipophobic, and a polar headgroup, which is hydrophilic. Depending on the types of tail and headgroup, properties of the compound will change. This means that different PFAS can have significantly different attraction to both water and soil. Hydrophobic, lipophobic, and electrostatic interactions will all influence the affinity for different phases. Due to the differences in the chemical and physical properties between the head and the tail, PFAS will often localize at phase interfaces, such as soil and water and water and air boundaries (Brusseau, 2018; Guelfo & Higgins, 2013).

Individual PFAS will adsorb to organic carbon in soil to varying degrees using hydrophobic interactions or electrostatic interactions with minerals. Scientists have mostly studied this interaction in PFAAs, which are relatively soluble in water over a wide range of pH. Because of this solubility, they move easily through water flow, either in groundwater, surface water, or through leaching. However, water transport can be slowed by association with organic carbon in soil (Guelfo & Higgins, 2013; Higgins & Luthy, 2006).

PFASs tend to adsorb more strongly to soil than PFCAs do (Guelfo & Higgins, 2013; Higgins & Luthy, 2006) and thus are less mobile. Longer carbon chain lengths are also generally associated

with increased adsorption relative to shorter chains (Guelfo & Higgins, 2013). This indicates that a partitioning may occur during wastewater treatment. Shorter chains tend to leave the effluent and longer-chained compounds are more likely to stay in the solid fraction.

Adsorption of PFAS to soil increases as the soil's total organic carbon percentage increases. Soil type, its organic carbon content, and water pH can directly affect the leaching rate (or retention time) of PFAS when spilled on the ground such as during firefighting or training with AFFF. In addition, the chemical constituents of the flammable materials onto which AFFF is applied may influence transport of PFAS through soil and groundwater. Spills into coarse, poorly aggregated soils (such as drainage ditches) will likely leach PFAS faster compared to soil with good structure and high organic carbon.

The retention time of PFAS in soil is dependent upon numerous site-specific variables, though there is evidence that desorption is often incomplete (Chen, Reinhard, Nguyen & Gin, 2016). Soil contaminated with PFAS may remain as a low volume source of contamination for ground and surface water for a long time, complicating hazard assessment.

4.3.3 Solids

Solid phase PFAS resulting from secondary manufacturing, domestic, commercial, and institutional product use ([see Appendix 3: Sources and Uses](#)) can be disposed of in solid waste landfills or, in the case of food packaging materials, recycled in composting facilities (Kim, Li, Grace, Benskin & Ikononou, 2015; Choi et al., 2019). Waste containing PFAS at concentrations above 100 parts per million (ppm) designates as a state-only dangerous waste and must be disposed of as such. Such solid phase PFAS contaminants can serve as potential future sources for emission if exposed to environmental degradation conditions.

Solids contained in sanitary effluents can contain PFAS resulting from human ingestion of PFAS or PFAS that has entered domestic water as a result of abrasion or from disposal of water contaminated via the use of cleaning or treatment products containing these compounds. Sanitary solids are disposed of in WWTP biosolid sludges, or as solid or liquid mixtures removed from on-site sanitary systems, which are then typically transferred and discharged to local WWTP or other appropriate treatment location. Biosolids resulting from treatment of sewage effluent in WWTPs are also known to contain PFAS.

Farmers often use compost as well as biosolids from WWTPs as amendments for agricultural soils. In the U.S., solid sewage sludge from WWTPs not used as biosolids is landfill disposed or incinerated. PFAS present in biosolids and compost applied to agricultural lands can leach and travel (Gottschall, 2017). PFAS that have leached can also be available for plant uptake as described in [Section 4.3](#) below. Biosolids have been identified as a source of PFAS emissions (NWGA, 2017).

[Appendix 8: Biosolids](#) provides a more detailed discussion of biosolids application and risk assessment. See [Appendix 3: Sources and Uses, Section 3.4.3 Landfilled products](#) for additional discussion of landfilled solids and leachate.

4.4 Uptake by living organisms

Living organisms exposed to PFAS compounds in the ambient or built environment may ingest or otherwise absorb these chemicals via exposure to PFAS in various types of media. Due to the persistence and ability to transport large distances, animals do not need to be near sources of PFAS to show bioaccumulation (Roos et al., 2013). Plants have been shown to take up some types of PFAS from the soil (Blaine et al., 2013; Blaine, Rich & Sedlacko, 2014; Scher, 2018), an issue of concern since agricultural fields have the potential to be treated with PFAS-contaminated biosolids from WWTPs or PFAS-contaminated compost materials. Organisms in the natural food chain can also ingest PFAS directly in water they drink, or indirectly via PFAS present in their prey, with higher levels of PFAS appearing in animals higher on the food chain (Ahrens & Bundschuh, 2014; Houde, Silva & Muir, 2011). [Appendix 6: PFAS Ecotoxicology, Section 6.2 Bioaccumulation](#), addresses bioaccumulation of PFAS in additional detail. [Appendix 8: Biosolids](#) addresses the potential for plant uptake of PFAS from contaminated soils.

Human beings can likewise ingest PFAS after handling or coming into contact with products that contain PFAS, drinking PFAS-contaminated water, or eating foods where PFAS is present. As identified above, some PFAS, especially shorter-chain PFAAs, may be taken up by food plants growing in contaminated soils, biosolids, or water. Those PFAS that do bioaccumulate will build up in livestock and fish when present in their food or water (Kowalczyk, 2013; Michigan Department of Community Health, 2012; New Jersey Department of Environmental Protection, 2018; van Asselt et al., 2013; Vestergren et al., 2013). PFAS may also migrate into food from coated food wrappers, fast food containers, microwave popcorn, and nonstick baking papers (Begley et al., 2005; European Commission, 2012; Geueke, 2016). Impacts of human exposure to PFAS are further addressed in [Appendix 7: Health, Section 7.2 PFAS exposure in people](#).

4.5 Long term PFAS management

It is beyond the scope of this document to discuss in detail all of the methods available or being developed for management or mitigation of PFAS in environmental media in the long term. The purpose of this section is to provide a brief overview of methods or technologies that have been proven, or are still being developed, to mitigate or remediate PFAS contamination. Inclusion or omission of any technology in the discussion below does not imply any recommendation by Ecology or Health as to a requirement, regulated or otherwise.

Mitigation goals and approaches are site-specific and tailored to address each site's PFAS mixture loading as well as financial and technological resources available to reduce PFAS risks to sensitive populations. Financial considerations include both short-term capital costs and long-term operation and maintenance costs for the life of the treatment system.

Prior to implementing any one technology, the context of all mitigation strategies has to be considered, including the possibility to stop or remove the PFAS source altogether, or, for example, in the case of drinking water, to find alternative, non-contaminated sources. The following summarizes the most prevalent remediation techniques available (EPA, 2019; Interstate Technology & Regulatory Council (ITRC), 2020a, b; NWGA, 2017). Often more than one technique is necessary to achieve intended remediation goals.

4.5.1 Removal of PFAS from drinking water

Much effort has been focused on remediation of those PFAS that have been identified in drinking water systems through the third unregulated contaminant monitoring rule (UCMR3) data collection. This exercise has underlined that consideration of PFAS precursors is very important to implementation of long-term remediation solutions, as remediation efforts could cause precursor compounds to degrade to more stable PFAS, such as PFOA and PFOS (NGWA, 2017). Conventional water treatments, such as low pressure membranes, biological treatments, disinfection, oxidation, and advanced oxidation, have to date proven to be ineffective at removing PFAS from water (EPA, 2020b; Ozekin & Fulmer, 2019). Technologies identified to date to remove PFAS from water include sorption onto granular activated carbon (GAC), ion exchange (IX), and membranes.

Sorption on to GAC has proven removal efficacies to reduce PFAS concentrations down to and below EPA's Health Advisory Levels and state drinking water guidelines or established levels. GAC systems can be designed to meet the needs of various sizes of drinking water purveyors. PFAS sorb to the GAC substrates. However, as flow through GAC materials proceeds, sorption sites are used up and "breakthrough" can occur. GAC must then be changed out, which introduces an important maintenance cost for these systems. Some GAC can be regenerated for reuse, however disposal may need to be implemented at the end of the GAC's useful life (ITRC, 2020b). GAC are more effective for capturing long-chain PFAS—short-chain PFAS break through GAC systems much more rapidly. These systems therefore need to be designed based on the entire mixture of PFAS present in the influent. Complex contamination of influent to GAC treatment systems may also require pre-treatment for effective removal of PFAS in the PFAS treatment system (ITRC, 2020a). Biochar, a carbon-rich, porous solid synthesized from biomass through high-temperature, low-oxygen pyrolysis is also being investigated as a substitute for GAC.

Ion exchange (IX) technologies use synthetic, polymeric sorbent media to remove PFAS from water. Similar to GAC, as the IX media sorption sites become used up, breakthrough will occur. IX media is available in both non-regenerable (single use) and regenerable (multi-use) versions. Single-use media is disposed of through landfilling for example. Multi-use media can be treated to remove the PFAS it has collected, so that the media can be placed back into service. Regeneration, however, creates a concentrated PFAS liquid waste stream. IX technologies have been used for many other types of contaminants and are scalable for various types of applications. They can be designed to capture long- and short-chain PFAS.

Reverse osmosis and nanofiltration are two high pressure membrane technologies. Both involve mechanisms to filter out large PFAS molecules from water. Although they can be very effective even on the smallest PFAAs, they have not been tested beyond bench scale. Both are expensive and result in treatment concentrate waste streams that have to be disposed of (ITRC, 2020a; Ozekin & Fulmer, 2019).

Researchers continue to investigate many other technologies which are currently either in limited application or developing phases—such as precipitation or flocculation, redox manipulation, and surface activation foam fractionation (ITRC, 2020a, b). Although these have shown promise at the bench scale, they are not fully developed technologies.

[Appendix 10: Economic Analysis, Section 10.1 Costs of recommended actions](#), provides illustrative examples of costs borne by water suppliers in the state to mitigate PFAS in drinking water supplies. Disposal of concentrated waste streams or residuals (such as spent GAC or other media), also entails additional costs over the life of the treatment system.

4.5.2 Stabilization of PFAS in soils

As discussed above in [Section 4.3.2](#), leaching from soil to groundwater generally decreases with increasing chain length, but depending on the specific soil conditions, longer chain compounds (such as PFOA and PFOS) can readily migrate through the unsaturated zone soils and into groundwater. Sorption and stabilization technologies reduce or remove the potential for PFAS to mobilize from soil to groundwater. These technologies involve amendments such as activated carbon and carbon nanotubes (CNTs), resins, minerals, biomaterials, and molecularly imprinted polymers that are added to soils (ITRC 202a, b). The amendments bind to PFAS and thus reduce their release from soil. However, the efficacy of these methods is highly dependent on site-specific geochemical conditions, which can change in-situ with changing environmental conditions. Use of activated carbon has the potential to limit leaching of PFAS from soil to groundwater, but can be influenced by the presence of co-contaminants, chain length, and the PFAS functional group. Other methods being developed are promising but should be evaluated using laboratory testing with site-specific contaminants and soil types before proceeding to full scale implementation.

4.5.3 Ultimate disposal

Ultimate disposal of residual PFAS or concentrated PFAS wastes can occur via long-term storage or destruction. As addressed in [Appendix 9: Regulations, Section 9.1.2 Washington state rules](#), only certain wastes containing PFAS will designate as dangerous. In the case of long term storage, holding locations have to be designed for long-term protection of PFAS-containing materials or wastes from conditions which can result in future PFAS migration from the storage means of containment and the storage site. For example, if materials are landfilled, they need to include caps to protect the waste from long-term water incursion to avoid leaching of the PFAS (ITRC, 2020). Likewise, liners are imperative to collect leachate which might form. Storage design solutions must consider long-term preservation, as the PFAS will outlast many human generations.

In December 2020, the EPA issued for public comment draft interim guidance on the destruction and disposal of six waste streams that commonly contain PFAS as identified in the National Defense Authorization Act for Fiscal Year 2020 (NDAA), Public Law No: 116-92 (EPA, 2020c). The guidance presented background information on the manufacture and uses of PFAS, as well as solid, liquid, and gas waste streams containing PFAS, including AFFF, soils and biosolids, textiles, spent water treatment materials, and landfill leachate.

EPA recognized that the uncertainties associated with technologies' capabilities to control migration of PFAS to the environment need to be considered in parallel with:

- Whether it is imperative to destroy or dispose of the waste immediately (versus storing it and waiting for those uncertainties to be reduced).
- The cost and availability of destruction and disposal options.

- The type of waste materials.
- Concentrations of PFAS in the waste.

EPA identified options with lower uncertainty such as interim storage, permitted deep-well injection, permitted hazardous waste landfills (Resource Conservation and Recovery Act [RCRA] subtitle C) and solid waste landfills (RCRA subtitle D) that have composite liners and leachate collection treatment systems. It should be noted that Washington state does not have any permitted deep-well injection facilities.

Destruction of PFAS by thermal decomposition (incineration) is currently the only other available long-term management solution. Thermal decomposition of PFAS by incineration has been proven effective if sufficiently high temperatures are employed (EPA, 2019). The decomposition involves several carbon-fluorine atomic bond breaking processes, which can gradually reduce PFAS to their elemental constituents. However, improperly controlled incineration conditions can result in the formation of smaller PFAS products or products of incomplete combustion, which may not have been studied and result in unknown long-term adverse impacts.

EPA's interim guidance identified that thermal destruction of PFAS offers a pathway to dispose of materials containing PFAS, but may have higher levels of uncertainty regarding the capacity to manage the migration of PFAS into the environment if destruction conditions are not properly selected, implemented, and monitored (EPA, 2020c). Additional research is continuing to better understand thermal PFAS decomposition processes, byproducts formed, how they can be captured in emissions streams, and the overall efficacy of incineration (EPA, 2019; ITRC, 2020).

Numerous efforts are under way to identify methods for disposal and destruction of PFAS-contaminated media and waste. For example, the PFAS Innovative Treatment Team (PITT) was established in the Spring of 2020 (EPA, 2021). Over the six months of its tenure, the PITT assessed current and emerging destruction methods, explored methods' efficacy (including the consideration of potentially hazardous byproducts) and evaluated their feasibility, performance, and costs. Researchers also continue to investigate innovative destructive techniques, for example plasma technologies, electrochemical methods, or catalysts paired with ultraviolet light (Jansen, 2019; RTI International, 2020). However, these have yet to be demonstrated to reach desired destruction levels, scaling for actual applications, or technological and financial feasibility.

4.6 Data gaps and recommendations

4.6.1 Data gaps

As a whole, the study of the fate and transport of PFAS within the environment is an ongoing effort, and many data gaps remain to be filled by the scientific community. Persistence of precursors to terminal PFAS is only beginning to be mapped out and studied.

4.6.2 Recommendations

As identified above, several areas of concern regarding the presence and transport of PFAS throughout the environment have emerged, and are the subject of recommendations elsewhere in this Chemical Action Plan (CAP):

- For presence of PFAS in biosolids produced from WWTPs, and impacts resulting from their application in agriculture, see [Appendix 8: Biosolids](#).
- For presence of PFAS in WWTP influents and effluents, and discharges of WWTP effluent to surface water, see [Appendix 3: Sources and Uses, Section 3.4.2 Wastewater](#).
- For presence of PFAS in landfill leachate, see [Appendix 3: Sources and Uses, Section 3.4.3 Landfilled products](#).
- For contamination of drinking water resulting from use of AFFF, see [Appendix 3: Sources and Uses, Section 3.2 Aqueous film forming foam](#).

The following recommendations also result from the analyses presented in this appendix:

Recommendation 2.1 Establish PFAS cleanup levels for soil and groundwater

- Using existing authority under the [Model Toxics Control Act \(MTCA\)](#),¹⁴³ Ecology plans to develop cleanup levels for PFOA, PFOS, perfluorononanoic acid (PFNA), PFHxS and perfluorobutane sulfonate (PFBS), the five PFAS for which the State Board of Health (SBOH) is planning to promulgate state action levels in 2021. Ecology will use SBOH drinking water standards or action levels adopted in rule to develop these cleanup levels.
- Ecology will explore methods for investigation and cleanup of PFAS contamination.
- Ecology will conduct monitoring for PFAS compounds in environmental media (soils, surface water, and sediment) and wildlife tissue to identify sources of contamination and assess exposure.
- Once sufficient supporting data are available, Ecology plans to develop cleanup levels for individual or mixtures of PFAS in soil, sediment, freshwater, and saltwater to protect ecological receptors.
- In this context, the following activities will be implemented to support activity under the recommendations above:
 - Trophic transfer and bioaccumulation of PFAS compounds should be further evaluated in aquatic and terrestrial food webs to further understand exposure.

¹⁴³ <https://app.leg.wa.gov/rcw/default.aspx?cite=70A.305&full=true>

- Selected individual PFAS compounds, as well as common PFAS mixtures, should be evaluated for ecotoxicity in aquatic and terrestrial biota, using both laboratory and field methods.
- Ecological risk assessment should be performed for PFAS compounds by detailing exposure and effects in order to estimate risks to nonhuman biota.
- An uncertainty analysis should accompany PFAS ecorisk assessment to promote transparency in the risk assessment and communication processes and to more clearly identify data gaps.
- Results of these risk assessments should support potential interventions (for example, species protections) and characterization of potential impacts on ecological services.
- Ecology will provide information to interested parties about cleanup efforts.

Recommendation 2.2 Partner with local organizations in communities with contaminated water or contaminated sites

Department of Health will identify local health departments or community-based organizations to address health equity related to contaminated sites in public communications. Health will coordinate with Ecology to distribute funding to those organizations selected for assistance. Health’s new [Community Engagement Guide](#)¹⁴⁴ may support this effort.

Funded organizations would:

- Address potential health equity issues through culturally and linguistically informed engagement.
- Find trusted messengers or platforms to deliver audience-tested risk communication messages to engage historically overburdened and higher risk populations.
- Support impacted populations in finding their own solutions through collective action and decision-making.
- Engage the community throughout the course of the public health response, source investigation, and site cleanup.
- Invite area residents to actively participate on advisory committees, in site information meetings, and in public decision-making about remediation.
- Aim to remove participation barriers by providing child care, reducing transportation costs, and planning for convenient meetings times at familiar locations.
- When possible, appropriately compensate community advisors for participation—particularly in areas with low-income populations.

¹⁴⁴ <https://www.doh.wa.gov/Portals/1/Documents/1000/CommEngageGuide.pdf>

References

- Ahrens, L., & Bundschuh, M. (2014). Fate and effects of poly- and perfluoroalkyl substances in the aquatic environment: A review. *Environmental Toxicology and Chemistry*, *33*, 1921–1929. <https://doi.org/10.1002/etc.2663>
- Ahrens, L., Harner, T., Shoeib, M., Lane, D. A., & Murphy, J. G. (2012). Improved Characterization of Gas–Particle Partitioning for Per- and Polyfluoroalkyl Substances in the Atmosphere Using Annular Diffusion Denuder Samplers. *Environmental Science & Technology*, *46*, 7199–7206. <https://doi.org/10.1021/es300898s>
- Armitage, J. M., MacLeod, M., & Cousins, I. T. (2009a). Modeling the Global Fate and Transport of Perfluorooctanoic Acid (PFOA) and Perfluorooctanoate (PFO) Emitted from Direct Sources Using a Multispecies Mass Balance Model. *Environmental Science & Technology*, *43*, 1134–1140. <https://doi.org/10.1021/es802900n>
- Armitage, J. M., Schenker, U., Scheringer, M., Martin, J. W., MacLeod, M., & Cousins, I. T. (2009b). Modeling the Global Fate and Transport of Perfluorooctane Sulfonate (PFOS) and Precursor Compounds in Relation to Temporal Trends in Wildlife Exposure. *Environmental Science & Technology*, *43*, 9274–9280. <https://doi.org/10.1021/es901448p>
- Arvaniti, O. S., & Stasinakis, A. S. (2015). Review on the occurrence, fate and removal of perfluorinated compounds during wastewater treatment. *Science of the Total Environment*, *524–525*, 81–92. <https://doi.org/10.1016/j.scitotenv.2015.04.023>
- Begley, T. H., White, K., Honigfort, P., Twaroski, M. L., Neches, R., & Walker, R. A. (2005). Perfluorochemicals: Potential sources of and migration from food packaging. *Food Additives and Contaminants*, *22*, 1023–1031. <https://doi.org/10.1080/02652030500183474>
- Benskin, J. P., Ikonomidou, M. G., Gobas, F. A. P. C., Begley, T. H., Woudneh, M. B., & Cosgrove, J. R. (2013). Biodegradation of N -Ethyl Perfluorooctane Sulfonamido Ethanol (EtFOSE) and EtFOSE-Based Phosphate Diester (SAMPAP Diester) in Marine Sediments. *Environmental Science & Technology*, *47*, 1381–1389. <https://doi.org/10.1021/es304336r>
- Blaine, A. C., Rich, C. D., Hundal, L. S., Lau, C., Mills, M. A., Harris, K. M., & Higgins, C. P. (2013). Uptake of Perfluoroalkyl Acids into Edible Crops via Land Applied Biosolids: Field and Greenhouse Studies. *Environmental Science & Technology*, *47*, 14062–14069. <https://doi.org/10.1021/es403094q>
- Blaine, A. C., Rich, C. D., Sedlacko, E. M., Hundal, L. S., Kumar, K., Lau, C., Mills, M. A., Harris, K. M., & Higgins, C. P. (2014). Perfluoroalkyl Acid Distribution in Various Plant Compartments of Edible Crops Grown in Biosolids-Amended soils. *Environmental Science & Technology*, *48*, 7858–7865. <https://doi.org/10.1021/es500016s>

- Boulanger, B., Vargo, J. D., Schnoor, J. L., & Hornbuckle, K. C. (2005). Evaluation of Perfluorooctane Surfactants in a Wastewater Treatment System and in a Commercial Surface Protection Product. *Environmental Science & Technology*, *39*, 5524–5530. <https://doi.org/10.1021/es050213u>
- Brusseau, M. L. (2018). Assessing the potential contributions of additional retention processes to PFAS retardation in the subsurface. *Science of the Total Environment*, *613–614*, 176–185. <https://doi.org/10.1016/j.scitotenv.2017.09.065>
- Buck, R. C., & Korzeniowski, S. H. (2019). The PFAS Universe: Uses, Classes & Degradation; Webinar for IC2 & MA TURI. IC2 Webinar, Slides and Questions and Answers January 30, 2019. *Interstate Chemicals Clearinghouse*. Retrieved from http://theic2.org/ic2_webinar_the_pfas_universe
- Chen, H., Reinhard, M., Nguyen, V. T., & Gin, K. Y.-H. (2016). Reversible and irreversible sorption of perfluorinated compounds (PFCs) by sediments of an urban reservoir. *Chemosphere*, *144*, 1747–1753. <https://doi.org/10.1016/j.chemosphere.2015.10.055>
- Choi, Y. J., Kim Lazcano, R., Yousefi, P., Trim, H., & Lee, L. S. (2019). Perfluoroalkyl Acid Characterization in U.S. Municipal Organic Solid Waste Composts. *Environmental Science & Technology Letters*, *6*, 372–377. <https://doi.org/10.1021/acs.estlett.9b00280>
- Conder, J. M., Hoke, R. A., Wolf, W. de, Russell, M. H., & Buck, R. C. (2008). Are PFCAs Bioaccumulative? A Critical Review and Comparison with Regulatory Criteria and Persistent Lipophilic Compounds. *Environmental Science & Technology*, *42*, 995–1003. <https://doi.org/10.1021/es070895g>
- Cousins, I. T., Vestergren, R., Wang, Z., Scheringer, M., & McLachlan, M. S. (2016). The precautionary principle and chemicals management: The example of perfluoroalkyl acids in groundwater. *Environment International*, *94*, 331–340. <https://doi.org/10.1016/j.envint.2016.04.044>
- D'eon, J. C., Hurley, M. D., Wallington, T. J., & Mabury, S. A. (2006). Atmospheric Chemistry of N-methyl Perfluorobutane Sulfonamidoethanol, C₄F₉SO₂N(CH₃)CH₂CH₂OH: Kinetics and Mechanism of Reaction with OH. *Environmental Science & Technology*, *40*, 1862–1868. <https://doi.org/10.1021/es0520767>
- Dassuncao, C., Hu, X. C., Zhang, X., Bossi, R., Dam, M., Mikkelsen, B., & Sunderland, E. M. (2017). Temporal Shifts in Poly- and Perfluoroalkyl Substances (PFASs) in North Atlantic Pilot Whales Indicate Large Contribution of Atmospheric Precursors. *Environmental Science & Technology*, *51*, 4512–4521. <https://doi.org/10.1021/acs.est.7b00293>
- Ellis, D. A., Martin, J. W., De Silva, A. O., Mabury, S. A., Hurley, M. D., Sulbaek Andersen, M. P., & Wallington, T. J. (2004). Degradation of Fluorotelomer Alcohols: A Likely Atmospheric Source of Perfluorinated Carboxylic Acids. *Environmental Science & Technology*, *38*, 3316–3321. <https://doi.org/10.1021/es049860w>
- Ellis, D. A., Martin, J. W., Mabury, S. A., Hurley, M. D., Sulbaek Andersen, M. P., & Wallington, T. J. (2003). Atmospheric Lifetime of Fluorotelomer Alcohols. *Environmental Science & Technology*, *37*, 3816–3820. <https://doi.org/10.1021/es034136j>

- Eschauzier, C., Beerendonk, E., Scholte-Veenendaal, P., & De Voogt, P. (2012). Impact of Treatment Processes on the Removal of Perfluoroalkyl Acids from the Drinking Water Production Chain. *Environmental Science & Technology*, *46*, 1708–1715. <https://doi.org/10.1021/es201662b>
- European Commission. (2012). Final Report Summary - PERFOOD (PERFluorinated Organics in Our Diet). Retrieved from <https://cordis.europa.eu/project/rcn/91268/reporting/en>
- Gebbink, W. A., Bignert, A., & Berger, U. (2016). Perfluoroalkyl Acids (PFAAs) and Selected Precursors in the Baltic Sea Environment: Do Precursors Play a Role in Food Web Accumulation of PFAAs? *Environmental Science & Technology*, *50*, 6354–6362. <https://doi.org/10.1021/acs.est.6b01197>
- Gebbink, W. A., van Asseldonk, L., & van Leeuwen, S. P. J. (2017). Presence of Emerging Per- and Polyfluoroalkyl Substances (PFASs) in River and Drinking Water near a Fluorochemical Production Plant in the Netherlands. *Environmental Science & Technology*, *51*, 11057–11065. <https://doi.org/10.1021/acs.est.7b02488>
- Geueke, B. (2016). Dossier – Per- and polyfluoroalkyl substances (PFASs). *Food Packaging Forum*, 1–13. Retrieved from https://www.foodpackagingforum.org/fpf-2016/wp-content/uploads/2016/07/FPF_Dossier10_PFASs.pdf
- Gordon, S. C. (2011). Toxicological evaluation of ammonium 4,8-dioxa-3H-perfluorononanoate, a new emulsifier to replace ammonium perfluorooctanoate in fluoropolymer manufacturing. *Regulatory Toxicology and Pharmacology*, *59*, 64–80. <https://doi.org/10.1016/j.yrtph.2010.09.008>
- Gottschall, N., Topp, E., Edwards, M., Payne, M., Kleywegt, S., & Lapen, D. R. (2017). Brominated flame retardants and perfluoroalkyl acids in groundwater, tile drainage, soil, and crop grain following a high application of municipal biosolids to a field. *Science of the Total Environment*, *574*, 1345–1359. <https://doi.org/10.1016/j.scitotenv.2016.08.044>
- Gouin, T., & Wania, F. (2007). Time Trends of Arctic Contamination in Relation to Emission History and Chemical Persistence and Partitioning Properties. *Environmental Science & Technology*, *41*, 5986–5992. <https://doi.org/10.1021/es0709730>
- Guelfo, J. L., & Higgins, C. P. (2013). Subsurface Transport Potential of Perfluoroalkyl Acids at Aqueous Film-Forming Foam (AFFF)-Impacted Sites. *Environmental Science & Technology*, *47*, 4164–4171. <https://doi.org/10.1021/es3048043>
- Hamid, H., Li, L. Y., & Grace, J. R. (2018). Review of the fate and transformation of per- and polyfluoroalkyl substances (PFASs) in landfills. *Environmental Pollution*, *235*, 74–84. <https://doi.org/10.1016/j.envpol.2017.12.030>
- Henry, B. J., Carlin, J. P., Hammerschmidt, J. A., Buck, R. C., Buxton, L. W., Fiedler, H., Seed, J., & Hernandez, O. (2018). A critical review of the application of polymer of low concern and regulatory criteria to fluoropolymers. *Integrated Environmental Assessment and Management*, *14*, 316–334. <https://doi.org/10.1002/ieam.4035>

- Higgins, C. P., & Luthy, R. G. (2006). Sorption of Perfluorinated Surfactants on Sediments †. *Environmental Science & Technology*, *40*, 7251–7256. <https://doi.org/10.1021/es061000n>
- Hopkins, Z. R., Sun, M., DeWitt, J. C., & Knappe, D. R. U. (2018). Recently Detected Drinking Water Contaminants: GenX and Other Per- and Polyfluoroalkyl Ether Acids. *Journal - American Water Works Association*, *110*, 13–28. <https://doi.org/10.1002/awwa.1073>
- Houde, M., De Silva, A. O., Muir, D. C. G., & Letcher, R. J. (2011). Monitoring of Perfluorinated Compounds in Aquatic Biota: An Updated Review. *Environmental Science & Technology*, *45*, 7962–7973. <https://doi.org/10.1021/es104326w>
- Hudlicky, M., & Pavlath, A. E. (1995). Chemistry of organic fluorine compounds II: a critical review. Washington, DC: *American Chemical Society*.
- Interstate Technology & Regulatory Council (ITRC). (2020a). PFAS- Per-and Polyfluoroalkyl Substances. 12 Treatment Technologies. Retrieved from <https://pfas-1.itrcweb.org/12-treatment-technologies/>
- Interstate Technology & Regulatory Council (ITRC). (2020b). Treatment Technologies and methods for Per-and Polyfluoroalkyl Substances (PFAS). August 2020. Retrieved from https://pfas-1.itrcweb.org/wp-content/uploads/2020/10/treatment_tech_508_Aug-2020-Final.pdf
- Jansen, K. (2019, March 25). ‘Forever chemicals’ no more? These technologies aim to destroy PFAS in water: Researchers are developing a battery of new treatments to better target and ultimately obliterate fluorinated contaminants in water supplies. *Chemical and Engineering News*, *97*. Retrieved from <https://cen.acs.org/environment/persistent-pollutants/Forever-chemicals-technologies-aim-destroy/97/i12>
- Jones, P. D., Hu, W., De Coen, W., Newsted, J. L., & Giesy, J. P. (2003). Binding of perfluorinated fatty acids to serum proteins. *Environmental Toxicology and Chemistry*, *22*, 2639. <https://doi.org/10.1897/02-553>
- Kim, M., Li, L. Y., Grace, J. R., Benskin, J. P., & Ikononou, M. G. (2015). Compositional Effects on Leaching of Stain-Guarded (Perfluoroalkyl and Polyfluoroalkyl Substance-Treated) Carpet in Landfill Leachate. *Environmental Science & Technology*, *49*, 6564–6573. <https://doi.org/10.1021/es505333y>
- Kowalczyk, J., Ehlers, S., Oberhausen, A., Tischer, M., Fürst, P., Schafft, H., & Lahrssen-Wiederholt, M. (2013). Absorption, Distribution, and Milk Secretion of the Perfluoroalkyl Acids PFBS, PFHxS, PFOS, and PFOA by Dairy Cows Fed Naturally Contaminated Feed. *Journal of Agricultural and Food Chemistry*, *61*, 2903–2912. <https://doi.org/10.1021/jf304680j>
- Lang, J. R., Allred, B. M., Field, J. A., Levis, J. W., & Barlaz, M. A. (2017). National Estimate of Per- and Polyfluoroalkyl Substance (PFAS) Release to U.S. Municipal Landfill Leachate. *Environmental Science & Technology*, *51*, 2197–2205. <https://doi.org/10.1021/acs.est.6b05005>

- Lang, J. R., Allred, B. M., Peaslee, G. F., Field, J. A., & Barlaz, M. A. (2016). Release of Per- and Polyfluoroalkyl Substances (PFASs) from Carpet and Clothing in Model Anaerobic Landfill Reactors. *Environmental Science & Technology*, *50*, 5024–5032. <https://doi.org/10.1021/acs.est.5b06237>
- Lange, C. C. (2018). Anaerobic biotransformation of N -methyl perfluorobutanesulfonamido ethanol and N -ethyl perfluorooctanesulfonamido ethanol. *Environmental Toxicology and Chemistry*, *37*, 768–779. <https://doi.org/10.1002/etc.4014>
- Lau, C., Anitole, K., Hodes, C., Lai, D., Pfahles-Hutchens, A., & Seed, J. (2007). Perfluoroalkyl Acids: A Review of Monitoring and Toxicological Findings. *Toxicological Sciences*, *99*, 366–394. <https://doi.org/10.1093/toxsci/kfm128>
- Lee, H., D'eon, J., & Mabury, S. A. (2009). Biodegradation of polyfluoroalkyl phosphate surfactants as a source of perfluorinated carboxylic acids and fluorotelomer acids. *Reproductive Toxicology*, *27*, 421–422. <https://doi.org/10.1016/j.reprotox.2008.11.071>
- Li, L., Liu, J., Hu, J., & Wania, F. (2017). Degradation of Fluorotelomer-Based Polymers Contributes to the Global Occurrence of Fluorotelomer Alcohol and Perfluoroalkyl Carboxylates: A Combined Dynamic Substance Flow and Environmental Fate Modeling Analysis. *Environmental Science & Technology*, *51*, 4461–4470. <https://doi.org/10.1021/acs.est.6b04021>
- Li, Y., Fletcher, T., Mucs, D., Scott, K., Lindh, C. H., Tallving, P., & Jakobsson, K. (2018). Half-lives of PFOS, PFHxS and PFOA after end of exposure to contaminated drinking water. *Occupational and Environmental Medicine*, *75*, 46–51. <https://doi.org/10.1136/oemed-2017-104651>
- Liou, J.-C., Szostek, B., DeRito, C. M., & Madsen, E. L. (2010). Investigating the biodegradability of perfluorooctanoic acid. *Chemosphere*, *80*, 176–183. <https://doi.org/10.1016/j.chemosphere.2010.03.009>
- Luo, Q., Yan, X., Lu, J., & Huang, Q. (2018). Perfluorooctanesulfonate Degrades in a Laccase-Mediator System. *Environmental Science & Technology*, *52*, 10617–10626. <https://doi.org/10.1021/acs.est.8b00839>
- Martin, J. W., Ellis, D. A., Mabury, S. A., Hurley, M. D., & Wallington, T. J. (2006). Atmospheric Chemistry of Perfluoroalkanesulfonamides: Kinetic and Product Studies of the OH Radical and Cl Atom Initiated Oxidation of N -Ethyl Perfluorobutanesulfonamide. *Environmental Science & Technology*, *40*, 864–872. <https://doi.org/10.1021/es051362f>
- Martin, J. W., Mabury, S. A., Solomon, K. R., & Muir, D. C. G. (2013). Progress toward understanding the bioaccumulation of perfluorinated alkyl acids. *Environmental Toxicology and Chemistry*, *32*, 2421–2423. <https://doi.org/10.1002/etc.2376>
- Mejia-Avenidaño, S., & Liu, J. (2015). Production of PFOS from aerobic soil biotransformation of two perfluoroalkyl sulfonamide derivatives. *Chemosphere*, *119*, 1084–1090. <https://doi.org/10.1016/j.chemosphere.2014.09.059>

- Mejia-Avendaño, S., Vo Duy, S., Sauvé, S., & Liu, J. (2016). Generation of Perfluoroalkyl Acids from Aerobic Biotransformation of Quaternary Ammonium Polyfluoroalkyl Surfactants. *Environmental Science & Technology*, *50*, 9923–9932. <https://doi.org/10.1021/acs.est.6b00140>
- Michigan Department of Community Health. (2012). Evaluation of Fish Tissue Data - Wurtsmith Air Force Base Oscoda, Iosco County, Michigan. *Agency for Toxic Substances and Disease Registry*. Retrieved from <https://www.atsdr.cdc.gov/HAC/pha/WurtsmithAFB/WurtsmithAFBLHC08312012.pdf>
- National Groundwater Association (NGWA). (2017). Groundwater and PFAS: State of Knowledge and Practice. Retrieved from https://my.ngwa.org/NC__Product?id=a183800000kbKF9AAM
- New Jersey Department of Environmental Protection. (2018). Investigation of Levels of Perfluorinated Compounds in New Jersey Fish, Surface Water, and Sediment. Retrieved from <https://www.nj.gov/dep/dsr/publications/Investigation%20of%20Levels%20of%20Perfluorinated%20Compounds%20in%20New%20Jersey%20Fish,%20Surface%20Water,%20and%20Sediment.pdf>
- Nordén, M., Berger, U., & Engwall, M. (2013). High levels of perfluoroalkyl acids in eggs and embryo livers of great cormorant (*Phalacrocorax carbo sinensis*) and herring gull (*Larus argentatus*) from Lake Vänern, Sweden. *Environmental Science and Pollution Research*, *20*, 8021–8030. <https://doi.org/10.1007/s11356-013-1567-3>
- Ochoa-Herrera, V., Field, J. A., Luna-Velasco, A., & Sierra-Alvarez, R. (2016). Microbial toxicity and biodegradability of perfluorooctane sulfonate (PFOS) and shorter chain perfluoroalkyl and polyfluoroalkyl substances (PFASs). *Environmental Science: Processes & Impacts*, *18*, 1236–1246. <https://doi.org/10.1039/C6EM00366D>
- Organisation for Economic Co-operation and Development (OECD). (2018). Toward a New Comprehensive Global Database of Per- and Polyfluoroalkyl Substances (PFASs): Summary Report On Updating the OECD 2007 List of Per- and Polyfluoroalkyl Substances (PFASs). Retrieved from [https://www.oecd.org/officialdocuments/publicdisplaydocumentpdf/?cote=ENV-JM-MONO\(2018\)7&doclanguage=en](https://www.oecd.org/officialdocuments/publicdisplaydocumentpdf/?cote=ENV-JM-MONO(2018)7&doclanguage=en)
- Ozekin, K., & Fulmer, A. (2019). Per- and Polyfluoroalkyl Substances: Background Technical Information. *The Water Research Foundation*. Retrieved from https://www.waterrf.org/sites/default/files/file/2019-09/PFCs_StateOfTheScience.pdf
- Pan, C.-G., Liu, Y.-S., & Ying, G.-G. (2016). Perfluoroalkyl substances (PFASs) in wastewater treatment plants and drinking water treatment plants: Removal efficiency and exposure risk. *Water Research*, *106*, 562–570. <https://doi.org/10.1016/j.watres.2016.10.045>

- Pan, Y., Zhang, H., Cui, Q., Sheng, N., Yeung, L. W. Y., Sun, Y., Guo, Y., & Dai, J. (2018). Worldwide Distribution of Novel Perfluoroether Carboxylic and Sulfonic Acids in Surface Water. *Environmental Science & Technology*, *52*, 7621–7629. <https://doi.org/10.1021/acs.est.8b00829>
- Park, S., Lee, L. S., Medina, V. F., Zull, A., & Waisner, S. (2016). Heat-activated persulfate oxidation of PFOA, 6:2 fluorotelomer sulfonate, and PFOS under conditions suitable for in-situ groundwater remediation. *Chemosphere*, *145*, 376–383. <https://doi.org/10.1016/j.chemosphere.2015.11.097>
- Parsons, J. R., Sáez, M., Dolfing, J., & de Voogt, P. (2008). Biodegradation of Perfluorinated Compounds. *Reviews of Environmental Contamination and Toxicology*, *196*, 53–71. https://doi.org/10.1007/978-0-387-78444-1_2
- Plassmann, M. M., & Berger, U. (2013). Perfluoroalkyl carboxylic acids with up to 22 carbon atoms in snow and soil samples from a ski area. *Chemosphere*, *91*, 832–837. <https://doi.org/10.1016/j.chemosphere.2013.01.066>
- Prevedouros, K., Cousins, I. T., Buck, R. C., & Korzeniowski, S. H. (2006). Sources, Fate and Transport of Perfluorocarboxylates. *Environmental Science & Technology*, *40*, 32–44. <https://doi.org/10.1021/es0512475>
- Rankin, K., Lee, H., Tseng, P. J., & Mabury, S. A. (2014). Investigating the Biodegradability of a Fluorotelomer-Based Acrylate Polymer in a Soil–Plant Microcosm by Indirect and Direct Analysis. *Environmental Science & Technology*, *48*, 12783–12790. <https://doi.org/10.1021/es502986w>
- Rhoads, K. R., Janssen, E. M.-L., Luthy, R. G., & Criddle, C. S. (2008). Aerobic Biotransformation and Fate of N -Ethyl Perfluorooctane Sulfonamidoethanol (N -EtFOSE) in Activated Sludge. *Environmental Science & Technology*, *42*, 2873–2878. <https://doi.org/10.1021/es702866c>
- Roos, A., Berger, U., Järnberg, U., van Dijk, J., & Bignert, A. (2013). Increasing Concentrations of Perfluoroalkyl Acids in Scandinavian Otters (*Lutra lutra*) between 1972 and 2011: A New Threat to the Otter Population? *Environmental Science & Technology*, *47*, 11757–11765. <https://doi.org/10.1021/es401485t>
- RTI International. (2020). A New Method for the Destruction of Perfluorinated Contaminants Found in Water Supplies. Retrieved from <https://www.rti.org/impact/new-method-destruction-perfluorinated-contaminants-found-water-supplies>
- Russell, M. H., Berti, W. R., Szostek, B., & Buck, R. C. (2008). Investigation of the Biodegradation Potential of a Fluoroacrylate Polymer Product in Aerobic Soils. *Environmental Science & Technology*, *42*, 800–807. <https://doi.org/10.1021/es0710499>
- Schaider, L. A., Ackerman, J. M., & Rudel, R. A. (2016). Septic systems as sources of organic wastewater compounds in domestic drinking water wells in a shallow sand and gravel aquifer. *Science of the Total Environment*, *547*, 470–481. <https://doi.org/10.1016/j.scitotenv.2015.12.081>

- Scher, D. P., Kelly, J. E., Huset, C. A., Barry, K. M., Hoffbeck, R. W., Yingling, V. L., & Messing, R. B. (2018). Occurrence of perfluoroalkyl substances (PFAS) in garden produce at homes with a history of PFAS-contaminated drinking water. *Chemosphere*, *196*, 548–555. <https://doi.org/10.1016/j.chemosphere.2017.12.179>
- Shi, Y., Vestergren, R., Zhou, Z., Song, X., Xu, L., Liang, Y., & Cai, Y. (2015). Tissue Distribution and Whole Body Burden of the Chlorinated Polyfluoroalkyl Ether Sulfonic Acid F-53B in Crucian Carp (*Carassius carassius*): Evidence for a Highly Bioaccumulative Contaminant of Emerging Concern. *Environmental Science & Technology*, *49*, 14156–14165. <https://doi.org/10.1021/acs.est.5b04299>
- Taniyasu, S., Yamashita, N., Yamazaki, E., Petrick, G., & Kannan, K. (2013a). The environmental photolysis of perfluorooctanesulfonate, perfluorooctanoate, and related fluorochemicals. *Chemosphere*, *90*, 1686–1692. <https://doi.org/10.1016/j.chemosphere.2012.09.065>
- Taniyasu, S., Yamashita, N., Moon, H.-B., Kwok, K. Y., Lam, P. K. S., Horii, Y., Petrick, G., & Kannan, K. (2013b). Does wet precipitation represent local and regional atmospheric transportation by perfluorinated alkyl substances? *Environment International*, *55*, 25–32. <https://doi.org/10.1016/j.envint.2013.02.005>
- Torres, F. J., Ochoa-Herrera, V., Blowers, P., & Sierra-Alvarez, R. (2009). Ab initio study of the structural, electronic, and thermodynamic properties of linear perfluorooctane sulfonate (PFOS) and its branched isomers. *Chemosphere*, *76*, 1143–1149. <https://doi.org/10.1016/j.chemosphere.2009.04.009>
- Trojanowicz, M., Bojanowska-Czajka, A., Bartosiewicz, I., & Kulisa, K. (2018). Advanced Oxidation/Reduction Processes treatment for aqueous perfluorooctanoate (PFOA) and perfluorooctanesulfonate (PFOS) – A review of recent advances. *Chemical Engineering Journal*, *336*, 170–199. <https://doi.org/10.1016/j.cej.2017.10.153>
- Tseng, N. S.-I. (2012). Feasibility of Biodegradation of Polyfluoroalkyl and Perfluoroalkyl Substances [UCLA]. Retrieved from <https://escholarship.org/uc/item/2x47296b>
- Turley, A. (2018, November 22). Norwegian review finds that PFBS persists and is mobile: But the bioaccumulation potential is low compared with PFOS. *Chemical Watch*. <https://chemicalwatch.com/72228/norwegian-review-finds-that-pfbs-persists-and-is-mobile?pa=true>
- U.S. Environmental Protection Agency (EPA). (2019). Per- and Polyfluoroalkyl Substances (PFAS): Incineration to Manage PFAS Waste Streams. Retrieved from https://www.epa.gov/sites/production/files/2019-09/documents/technical_brief_pfas_incineration_ioaa_approved_final_july_2019.pdf
- U.S. Environmental Protection Agency (EPA). (2020a). EPA Enforcement and Compliance History Online. Retrieved from <https://echo.epa.gov/>
- U.S. Environmental Protection Agency (EPA). (2020b). Drinking Water Treatability Database. Retrieved from <https://www.epa.gov/water-research/drinking-water-treatability-database-tdb>

- U.S. Environmental Protection Agency (EPA). (2020c). Draft Interim Guidance on the Destruction and Disposal of Perfluoroalkyl and Polyfluoroalkyl Substances and Materials Containing Perfluoroalkyl and Polyfluoroalkyl Substances, December 18, 2020. Retrieved from <https://beta.regulations.gov/docket/EPA-HQ-OLEM-2020-0527/document>
- U.S. Environmental Protection Agency (EPA). (2021). PFAS Innovative Treatment Team (PITT). Retrieved from <https://www.epa.gov/chemical-research/pfas-innovative-treatment-team-pitt>
- van Asselt, E. D., Kowalczyk, J., van Eijkeren, J. C. H., Zeilmaker, M. J., Ehlers, S., Fürst, P., Lahrssen-Wiederholt, M., & van der Fels-Klerx, H. J. (2013). Transfer of perfluorooctane sulfonic acid (PFOS) from contaminated feed to dairy milk. *Food Chemistry*, *141*, 1489–1495. <https://doi.org/10.1016/j.foodchem.2013.04.035>
- Vestergren, R., Orata, F., Berger, U., & Cousins, I. T. (2013). Bioaccumulation of perfluoroalkyl acids in dairy cows in a naturally contaminated environment. *Environmental Science and Pollution Research*, *20*, 7959–7969. <https://doi.org/10.1007/s11356-013-1722-x>
- Wang, S., Huang, J., Yang, Y., Hui, Y., Ge, Y., Larssen, T., Yu, G., Deng, S., Wang, B., & Harman, C. (2013). First Report of a Chinese PFOS Alternative Overlooked for 30 Years: Its Toxicity, Persistence, and Presence in the Environment. *Environmental Science & Technology*, *47*, 10163–10170. <https://doi.org/10.1021/es401525n>
- Wang, Z., Cousins, I. T., & Scheringer, M. (2015). Comment on “The environmental photolysis of perfluorooctanesulfonate, perfluorooctanoate, and related fluorochemicals.” *Chemosphere*, *122*, 301–303. <https://doi.org/10.1016/j.chemosphere.2014.03.066>
- Wang, Z., DeWitt, J. C., Higgins, C. P., & Cousins, I. T. (2017). A Never-Ending Story of Per- and Polyfluoroalkyl Substances (PFASs)? *Environmental Science & Technology*, *51*, 2508–2518. <https://doi.org/10.1021/acs.est.6b04806>
- Washington, J. W., Ellington, J. J., Jenkins, T. M., & Yoo, H. (2010). Response to Comments on “Degradability of an Acrylate-Linked, Fluorotelomer Polymer in Soil.” *Environmental Science & Technology*, *44*, 849–850. <https://doi.org/10.1021/es902672q>
- Washington, J. W., & Jenkins, T. M. (2015). Abiotic Hydrolysis of Fluorotelomer-Based Polymers as a Source of Perfluorocarboxylates at the Global Scale. *Environmental Science & Technology*, *49*, 14129–14135. <https://doi.org/10.1021/acs.est.5b03686>
- Washington, J. W., Jenkins, T. M., Rankin, K., & Naile, J. E. (2015). Decades-Scale Degradation of Commercial, Side-Chain, Fluorotelomer-Based Polymers in Soils and Water. *Environmental Science & Technology*, *49*, 915–923. <https://doi.org/10.1021/es504347u>
- Washington, J. W., Rankin, K., Libelo, E. L., Lynch, D. G., & Cyterski, M. (2019). Determining global background soil PFAS loads and the fluorotelomer-based polymer degradation rates that can account for these loads. *Science of the Total Environment*, *651*, 2444–2449. <https://doi.org/10.1016/j.scitotenv.2018.10.071>

- Whiting, I., Nicol, L., Keyte, I., KriBig, J., Crookes, M., Gebbink, W., Potrykus, A., & Schopel, M. (2020). The use of PFAS and fluorine-free alternatives in textiles, upholstery, carpets, leather and apparel: Final report under framework contract ENV.A3/FRA/2015/0010. In V3 ed. October 10, 2020. Retrieved from https://echa.europa.eu/documents/10162/13641/pfas_in_textiles_final_report_en.pdf/0a3b1c60-3427-5327-4a19-4d98ee06f041
- Yi, S., Harding-Marjanovic, K. C., Houtz, E. F., Gao, Y., Lawrence, J. E., Nichiporuk, R. V., Iavarone, A. T., Zhuang, W.-Q., Hansen, M., Field, J. A., Sedlak, D. L., & Alvarez-Cohen, L. (2018). Biotransformation of AFFF Component 6:2 Fluorotelomer Thioether Amido Sulfonate Generates 6:2 Fluorotelomer Thioether Carboxylate under Sulfate-Reducing Conditions. *Environmental Science & Technology Letters*, 5, 283–288. <https://doi.org/10.1021/acs.estlett.8b00148>
- Zhang, S., Lu, X., Wang, N., & Buck, R. C. (2016). Biotransformation potential of 6:2 fluorotelomer sulfonate (6:2 FTSA) in aerobic and anaerobic sediment. *Chemosphere*, 154, 224–230. <https://doi.org/10.1016/j.chemosphere.2016.03.062>
- Zhao, S., Ma, X., Fang, S., & Zhu, L. (2016). Behaviors of N-ethyl perfluorooctane sulfonamide ethanol (N-EtFOSE) in a soil-earthworm system: Transformation and bioaccumulation. *Science of the Total Environment*, 554–555, 186–191. <https://doi.org/10.1016/j.scitotenv.2016.02.180>

List of acronyms

General acronyms

Table 44. Acronyms found in the fate and transport appendix.

Acronym	Definition
AFFF	Aqueous film forming foam
CAP	Chemical Action Plan
CWA	Clean Water Act
ECHO	EPA Enforcement and Compliance History
EPA	United States Environmental Protection Agency
EU	European Union
GAC	Granular activated carbon
ITRC	Interstate Technology & Regulatory Council
IX	Ion exchange
MTCA	Model Toxics Control Act
NDAA	National Defense Authorization Act
NGWA	National Ground Water Association
PITT	PFAS Innovative Treatment Team
RCRA	Resource Conservation and Recovery Act
SBOH	State Board of Health
WWTP	Wastewater treatment plant
UCMR3	Third unregulated contaminant monitoring rule

Chemical names

Table 45. Chemical name acronyms found in the fate and transport appendix, excluding the acronyms listed in the table above.

Acronym	Chemical name
ADONA	Ammonium 4,8-dioxa-3H-perfluorononanoate
FASA	Perfluoroalkane sulfonamide
FTI	Fluorotelomer iodide
FTOH	Fluorotelomer alcohol
FTSA	Fluorotelomer sulfonate
HFPO	Hexafluoropropylene oxide
HFPO-DA (GenX)	Hexafluoropropylene oxide dimer acid
NEtFBSA	N-ethyl perfluorobutanesulfonamide
N-EtFOSE	N-ethyl perfluorooctane sulfanamido ethanol
NMeFBSE	N-methyl perfluorobutane sulfonamido ethanol
PASF	Perfluoroalkane sulfonyl fluoride
PFAA	Perfluoroalkyl acid
PFAS	Per- and polyfluoroalkyl substances
PFBS	Perfluorobutane sulfonate
PFCA	Perfluoro-carboxylic acid
PFHxS	Perfluorohexane sulfonate
PFNA	Perfluorononanoic acid
PFOA	Perfluorooctanoic acid
PFOAAmS	Perflurorooctaneamido quaternary ammonium salt
PFOS	Perfluorooctane sulfonate
PFOSA	Perfluorooctanesulfonamide
PFPE	Perfluoropolyether polymer
PFSA	Perfluoro-sulfonic acid
POP	Perfluoroacylphosphate
PTFE	Polytetrafluoroethylene

Appendix 5: Environmental Occurrence

5.0 Overview

5.0.1 Findings

In Washington, perfluoroalkyl acids (PFAAs) have been detected in surface waters, groundwater, WWTP effluent, freshwater and marine sediments, freshwater and marine fish, and osprey eggs. Other media types have not been sampled in Washington.

Environmental monitoring in the state has shown that PFAA concentrations are highest in urban surface water and surface waters receiving minimally diluted wastewater treatment plant (WWTP) effluent. Monitoring also suggests that stormwater, WWTP effluent, and aqueous film forming foam (AFFF) for firefighting use are primary ways that PFAAs are delivered to water bodies.

Perfluorooctane sulfonate (PFOS), and to a lesser extent perfluorodecanoic acid (PFDA), perfluorododecanoic acid (PFDoA), perfluoroundecanoate (PFUnA), and perfluorooctanesulfonamide (PFOSA), were widespread in freshwater fish tissue of water bodies in the state. PFOS was measured in urban lake fish tissue at levels that may trigger consumption advisories to protect human health. PFOS and other long-chain PFAAs are also detected in osprey eggs, at concentrations lower than would affect offspring survival, but potentially high enough to reduce hatchability in samples from sites affected by urban sources and WWTP inputs. PFOS and PFOA were the most dominant compounds detected in marine fish, but currently below the concentrations that may trigger consumption advisories.

Environmental concentrations of PFAAs in Washington surface waters, WWTP effluent, and freshwater fish tissue sampled in 2016 were consistent with PFAS levels in other parts of the U.S. not impacted by PFAS manufacturing facilities. Additional sampling in 2018 confirmed that PFAS concentrations in freshwater fish collected from Washington urban lakes are consistent with other urban water bodies in North America. Osprey egg PFAS concentrations measured in 2016 were similar to recent findings in rural osprey eggs collected in Sweden, with the exception of higher concentrations found in the Washington samples near urban or WWTP effluent discharge locations. Compared to freshwater species, concentrations in marine biota from Puget Sound are generally lower than concentrations measured in marine species in other countries.

Environmental monitoring in 2016 suggested that PFAA levels in surface waters and WWTP effluent had decreased since the last round of sampling in 2008. A general shift in PFAA constituents was evident in WWTP effluent samples, with short-chain PFAAs replacing perfluorooctanoic acid (PFOA) as the most dominant compounds in effluent. PFAS concentrations (primarily made up of PFOS) in freshwater fish tissue and osprey eggs have remained unchanged between 2008 and 2016. Insufficient data are available to assess temporal changes in PFAS in marine and anadromous species. PFOS continues to be a ubiquitous contaminant in Washington aquatic biota.

Data gaps in our understanding of PFAS contamination in Washington’s environment include a lack of monitoring ambient groundwater and landfill leachate, assessing sources of PFAS in urban water bodies, and testing PFAS compounds beyond PFAAs.

5.0.2 Introduction

This appendix summarizes the available PFAS data on environmental media collected in Washington state. Relatively few studies have been conducted on PFAS in Washington. PFAS analyses in Washington have generally been limited to the PFAA included in EPA Method 537 (refer to [Appendix 2: Analytical Methods](#) for more discussion on PFAS analytical methods). Additional PFAS compounds, including precursors that have known potential to break down into PFAAs, were analyzed in surface water and WWTP effluent samples collected in 2016. Ecology studies discussed below have been conducted following the data quality and acceptance limits included in EPA Method 537. Discussions of data quality can be found in individual references.

As discussed in Appendices [3: Sources and Uses](#) and [4: Fate and Transport](#), PFAS can be released to the environment during manufacturing, use, and disposal of consumer and industrial products containing PFAS. Currently, the relative importance of different environmental pathways for PFAS transport is not well characterized for Washington state. However, environmental monitoring in Washington shows that PFAA concentrations are highest in water bodies located in urban settings and where WWTP effluent makes up a significant portion of the flow, or hydrologic dilution is minimal. This suggests WWTP effluent, stormwater, and AFFF use are important pathways. Monitoring in the state has focused on releases of PFAS to surface water and the aquatic food chain—the ambient concentrations of PFAS in soils, groundwater, or air have not been investigated.

5.1 PFAS in Washington’s environment

5.1.1 Air

Ecology did not identify any studies or analyses of PFAS compounds in Washington’s air.

5.1.2 Soil

In 2014, one soil sample from the Moses Lake Port Aircraft Rescue and Firefighting School facility was analyzed for PFAAs and PFOSA, following a release of fire suppressant (Ecology, 2016a). [Ecology’s Environmental Information Management Database](#)¹⁴⁵ includes the results of measured PFAS concentrations in this study. This soil sample had an elevated concentration of PFO (12,000 micrograms (µg)/gram (g)), perfluoroundecanoic acid (PFUnDA) (1,100 µg/g), perfluorononanoic acid (PFNA) (120 µg/g), and perfluorodecane sulfonate (PFDS) (110 µg/g). Other perfluoroalkyl acids were detected at levels less than 100 µg/g. Following this sampling event, the impacted soils were excavated and removed from the site for proper disposal.

¹⁴⁵ <https://ecology.wa.gov/Research-Data/Data-resources/Environmental-Information-Management-database>

5.1.3 Groundwater

Ecology did not identify any ambient groundwater monitoring for PFAS in Washington. However, PFAS have been detected in groundwater wells used for drinking water in several areas. [Appendix 7: Health, Section 7.4 Known areas of PFAS contamination](#), describes this sampling in more detail.

5.1.4 Surface water

Ecology's 2008 statewide study

In 2008, Ecology carried out a study measuring PFAAs in a variety of environmental media throughout the state to determine their occurrence in fresh water systems (Ecology, 2010). This study collected fresh water from 14 water bodies in the spring and fall for analysis of 11 PFAAs.

All spring samples contained measurable concentrations of at least one of the target PFAAs, ranging in total perfluoroalkyl acids (summed concentration of PFBA, PFPeA, PFHxA, PFHpA, PFOA, PFNA, PFDA, PFBS, PFHxS, PFOS, and PFDS) (T-PFAAs) from 1.11 – 185 ng/L (nanograms per liter) (median = 7.5 ng/L). Fall samples contained detected PFAAs in all but two samples, ranging in T-PFAAs from less than 0.9 – 170 ng/L (median = 3.6 ng/L).

The highest concentrations were found in sites receiving wastewater treatment plant effluent with limited dilution (West Medical Lake and South Fork Palouse River), followed by an urban lake (Lake Washington). The rest of the sites—mid-sized rivers draining a variety of land-use types—had T-PFAA concentrations of 1.0 – 10 ng/L.

Ecology's 2016 statewide study

Ecology conducted a second statewide study in 2016 to assess changes in concentrations and compound make-up following the 2008 survey (Ecology, 2017). Surface waters from 15 water bodies were collected in the spring and fall for analysis of 12 PFAAs and 13 known or potential precursors to PFAAs. Precursors analyzed included polyfluorinated sulfonamides, fluorotelomer carboxylates (saturated and unsaturated), and fluorotelomer sulfonates. Fewer than half of the surface water samples contained PFAS compounds, with 7 out of 15 sites containing at least one sample with PFAS detections. T-PFAA concentrations (sum of PFBA, PFPeA, PFHxA, PFHpA, PFOA, PFNA, PFDA, PFUnDA, perfluorododecanoic acid [PFDoDA], PFBS, PFHxS, and PFOS) ranged from less than 2 – 153 ng/L (median = <2 ng/L) in the spring and less than 2 – 170 ng/L (median = <2 ng/L) in the fall. Only heavily impacted water bodies had detections—those with significant WWTP inputs or in urban areas. Detection frequencies and total concentrations were generally lower than those of surface water samples collected in 2008 at the same sites.

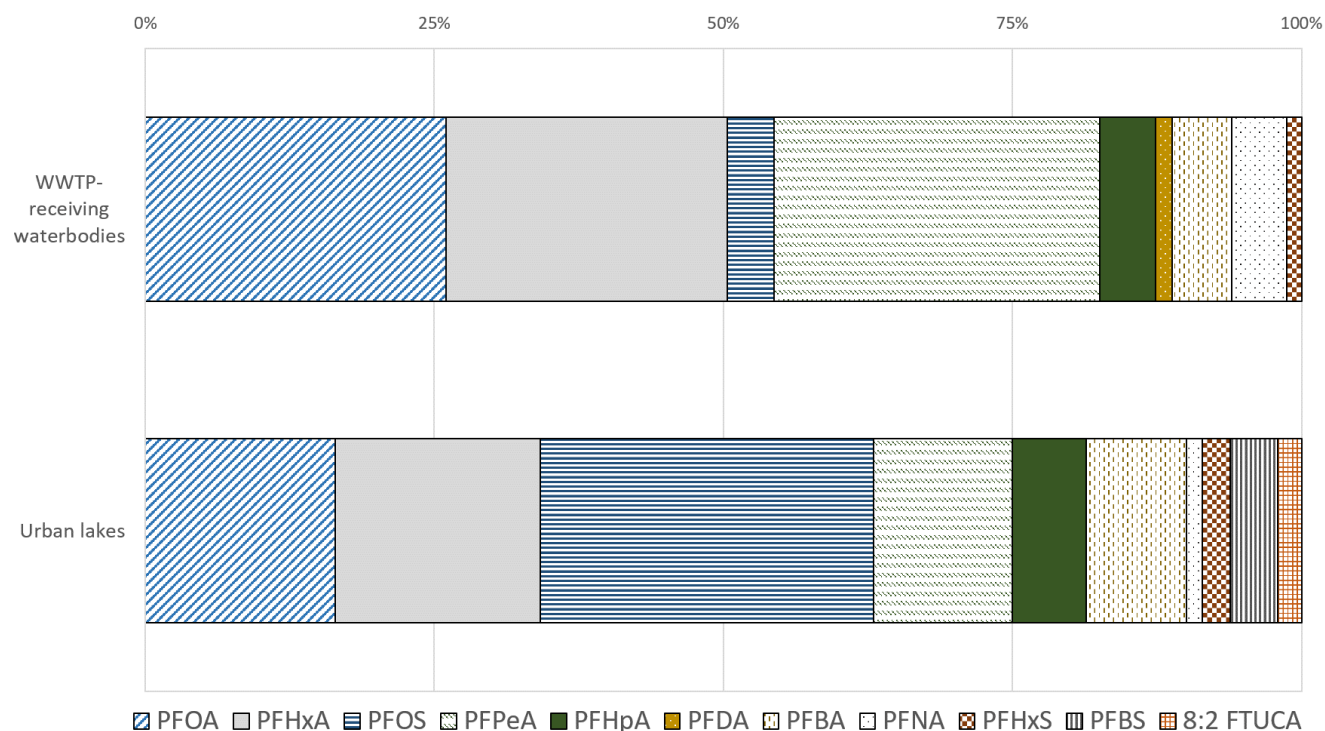
With the exception of West Medical Lake and South Fork Palouse River samples, surface water PFAA concentrations in 2016 were very similar to PFAA concentrations recently measured in other water bodies lacking point sources collected throughout Michigan, Rhode Island, and New York (MIDEQ, 2015; Zang et al., 2016). All surface water samples were one to two orders of magnitude lower than levels found in surface water impacted by AFFF use or manufacturing facilities in the U.S. (Anderson et al., 2016; MIDEQ, 2015; Newton et al., 2017).

Perfluoroalkyl acids were the primary compound type found in the surface waters. In addition to the PFAAs analyzed, 13 precursors that potentially break down into PFAAs were analyzed in

the 30 surface water samples. The only precursor PFAS compounds detected were 8:2 fluorotelomer unsaturated carboxylic acid (8:2 FTUCA), 4:2 fluorotelomer sulfonate (4:2 FTS), and 6:2 fluorotelomer sulfonate (6:2 FTS), which were all detected only once at 1.02, 11.3, and 6.87 ng/L, making up 12%, 100%, and 100% of the total PFAS concentration, respectively.

Figure 28 shows the relative percent contribution of individual PFAS observed in surface water samples. In the water bodies impacted by WWTP effluent (West Medical Lake and South Fork Palouse River), perfluoropentanoic acid (PFPeA), PFOA, and PFHxA were the most dominant compounds, each contributing an average of 24% – 28% of the total PFAS concentration. The urban lakes (Angle, Meridian, and Washington Lakes) were dominated by PFOS first, and then by the compounds seen in the WWTP-impacted sites.

Figure 28. Average PFAS compound profiles in two types of surface waters collected from Washington state water bodies in 2016.



Local source control monitoring

Ecology (2018) analyzed 12 PFAAs in stormwater of urban and industrial catchments in 2017 as part of a larger study to support Ecology’s Local Source Control actions. Stormwater was collected twice from seven commercial drainages in Clark County following spring storm events of greater than 0.2 inches (in.) of rain. All 12 PFAAs were detected at nearly every site in the study. Stormwater T-PFAA (sum of detected compounds: PFBA, PFPeA, PFHxA, PFHpA, PFOA, PFNA, PFDA, PFUnDA, PFDODA, PFBS, PFHxS, and PFOS) concentrations ranged from 31.9 – 114 ng/L. PFOS was measured in the highest concentrations (range: 3.8 – 71 ng/L), followed by perfluorohexane sulfonate (PFHxS) (range: 0.4 – 16.1 ng/L) and PFOA (range: 2.89 – 11.9 ng/L).

Puget Sound study

Dinglasan-Panlilio et al. (2014) measured 14 PFAA compounds in surface water from seven sites in the Puget Sound area, as well as six sites in the nearby Clayoquot and Barkley Sounds in British Columbia, Canada. Samples were collected in spring, summer, and fall of 2009 and 2010, as well as winter 2011. At least one PFAA compound was detected in all samples analyzed. T-PFAA (sum of detected compounds: PFBA, PFHxA, PFHpA, PFOA, PFNA, PFDA, PFUnDA, PFDoDA, PFTrDA, PFTeDA, PFBS, PFHxS, PFOS, and PFDS) concentrations ranged from 1.5 – 41 ng/L. The highest concentrations were found in two urbanized sites draining to Puget Sound (First Creek in Tacoma and Portage Bay in Seattle). T-PFAA concentrations in marine waters of the Puget Sound were lower than the urban freshwater sites and comparable to levels measured in the more remote sampling locations in Clayoquot and Barkley Sounds. Perfluoroheptanoic acid (PFHpA), PFOA, and PFOS were the most frequently detected compounds in the samples. Individual compound concentrations were not reported.

5.1.5 WWTP effluent

Statewide study, 2008

Ecology's 2008 PFAS survey analyzed 11 PFAAs in effluent of four WWTPs during the spring and fall (Ecology, 2010). All samples contained multiple compounds, with T-PFAAs (sum of detected perfluoroalkyl acid concentrations: PFBA, PFPeA, PFHxA, PFHpA, PFOA, PFNA, PFDA, PFBS, PFHxS, PFOS, and PFDS) ranging from 61 – 418 ng/L (median = 218 ng/L) in the spring and 73 – 188 ng/L (median = 140 ng/L) in the fall. PFOA, the dominant compound detected, contributed an average of 36% in the spring and 32% in the fall to the T-PFAA concentration. In spring samples, perfluorohexanoic acid (PFHxA) was the next most dominant compound (average of 28% contribution to T-PFAA concentration), followed by PFPeA (average of 10%). PFHxA and PFPeA had similar percent contributions in the fall samples (16 – 17% of the total).

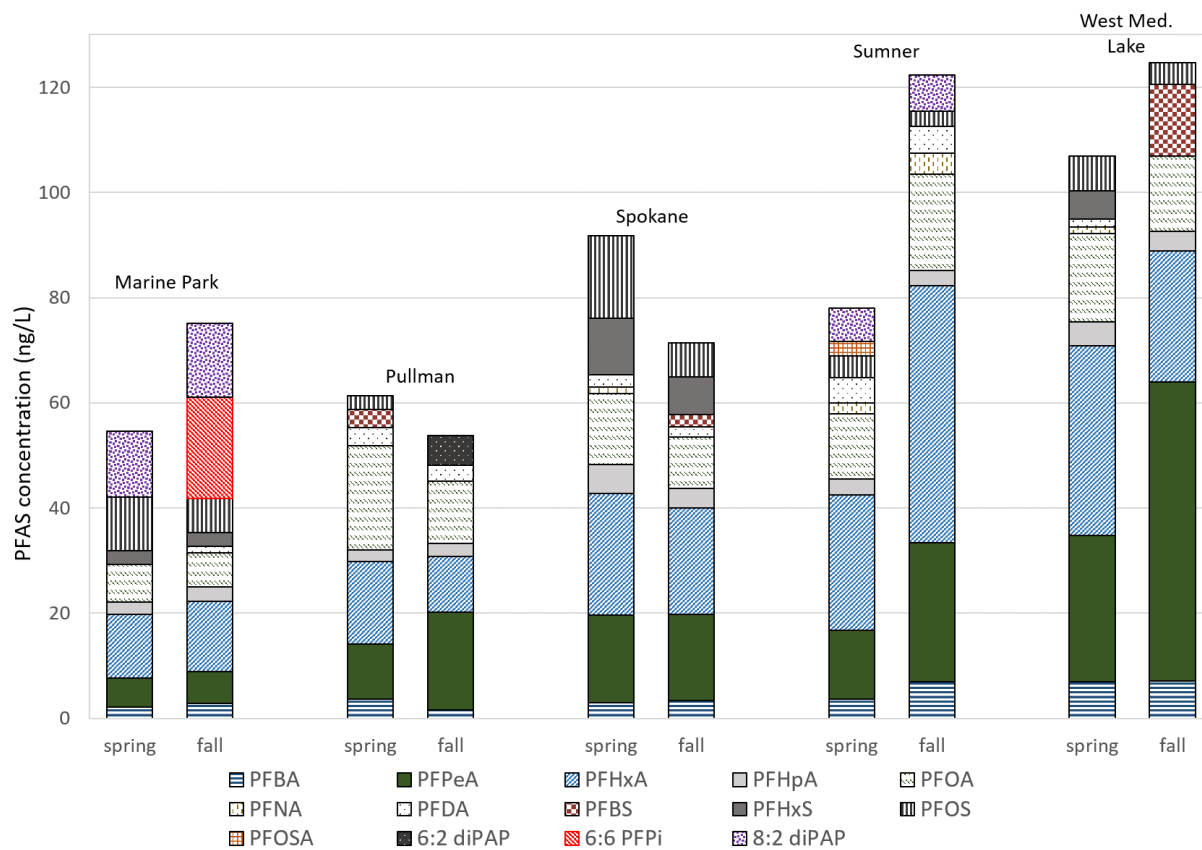
Statewide study, 2016

Ecology collected effluent from five WWTPs during the spring and fall of 2016 for analysis of 35 PFAS compounds (12 PFAAs and 23 known or potential precursor compounds) (Ecology, 2016b, 2017). Precursors analyzed included polyfluorinated sulfonamides, fluorotelomer carboxylates (saturated and unsaturated), fluorotelomer sulfonates, perfluoroalkyl phosphonates, and polyfluoroalkyl phosphates. Figure 29 shows PFAS concentrations of the individual effluent samples analyzed. PFAS were detected in all WWTP effluent samples analyzed. Spring T-PFAA (sum of detected compounds: PFBA, PFPeA, PFHxA, PFHpA, PFOA, PFNA, PFDA, PFUnDA, PFDoDA, PFBS, PFHxS, and PFOS) concentrations ranged from 42.1 – 107 ng/L, with a median of 68.9 ng/L. Fall concentrations were similar, ranging in T-PFAAs from 41.8 – 125 ng/L, with a median of 71.4 ng/L. The PFAA concentrations from all WWTPs sampled were within the range found in other recent reports of municipal WWTP effluent in the U.S., but much lower than concentrations found in effluent samples that treat wastewater containing AFFF (Appleman et al., 2014; Houtz et al., 2016).

PFAAs were the primary PFAS compound type found in the effluent samples. Only four of the precursor compounds were detected: PFOSA, bis(perfluorohexyl) phosphinate (6:6 PFPI), bis(1H,1H,2H,2H-perfluorooctyl) phosphate (6:2 diPAP), and bis(1H,1H,2H,2H-perfluorodecyl)

phosphate (8:2 diPAP), which ranged in concentration from 2.8 – 19.3 ng/L, contributing 6 – 26% of the total PFAS concentration in individual samples. Overall, PFHxA was the most dominant compound in effluent samples (average contribution of 27%), followed by PFPeA (average of 22%), and PFOA (average of 16%). The low detection frequencies of precursor compounds seen in the Washington WWTP effluent was similar to the low number of precursors detected in effluent collected in California (Appleman et al., 2014).

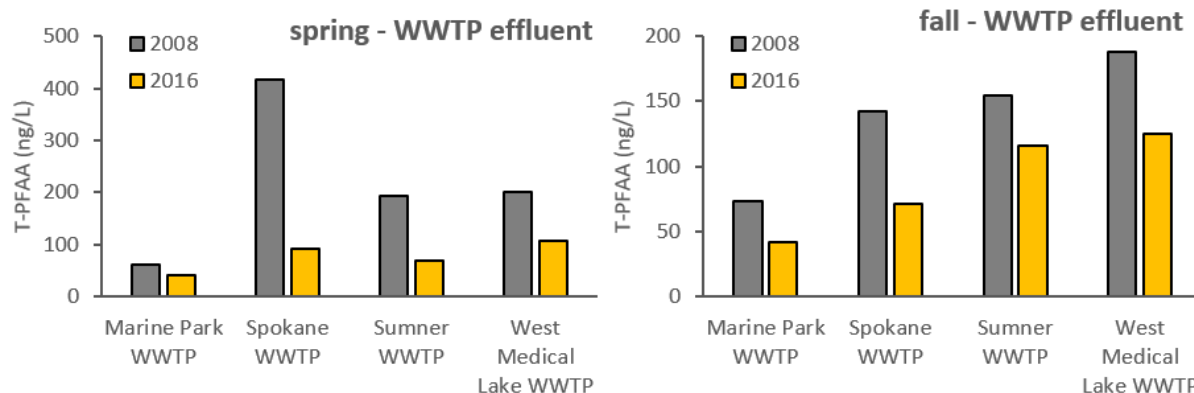
Figure 29. PFAS concentrations (ng/L) in wastewater treatment plant effluent samples collected in 2016.



Note: Results below quantitation limits are excluded from figure.

Figure 30 displays T-PFAA concentrations of WWTP effluent samples collected from the same facility in 2016 compared to 2008. T-PFAA concentrations in effluent samples collected in 2016 were consistently lower than T-PFAA concentrations measured in 2008 by Ecology (2010) at the same WWTPs. A general shift in the composition of PFAS compounds was evident in the WWTP effluent samples as well, with the percent contribution of PFOA decreased in all samples, while the percent contribution of short-chain compounds increased: PFHxA, PFPeA, and perfluorobutanoic acid (PFBA).

Figure 30. Total perfluoroalkyl acid (T-PFAA) concentrations in wastewater treatment plant effluent collected in 2008 (grey bars on the left) and 2016 (orange bars on the right).



Control of toxic chemicals in Puget Sound study, phase 3

Ecology and Herrera (2010) conducted a study to provide estimates of contaminant loadings to the Puget Sound. The study analyzed 12 PFAAs and PFOSA in effluent from ten WWTPs during the winter and summer of 2009. All ten WWTPs discharged treated effluent to Puget Sound tributaries. Six to ten of the PFAA compounds were detected in every sample. T-PFAA (sum of detected compounds: PFBA, PFPeA, PFHxA, PFHpA, PFOA, PFNA, PFDA, PFUnDA, PFDoDA, PFBS, PFHxS, and PFOS) concentrations ranged from 35.3 – 194 ng/L (median = 73.5 ng/L) in the winter and from 46.3 – 146 ng/L (median = 93 ng/L) in the summer.

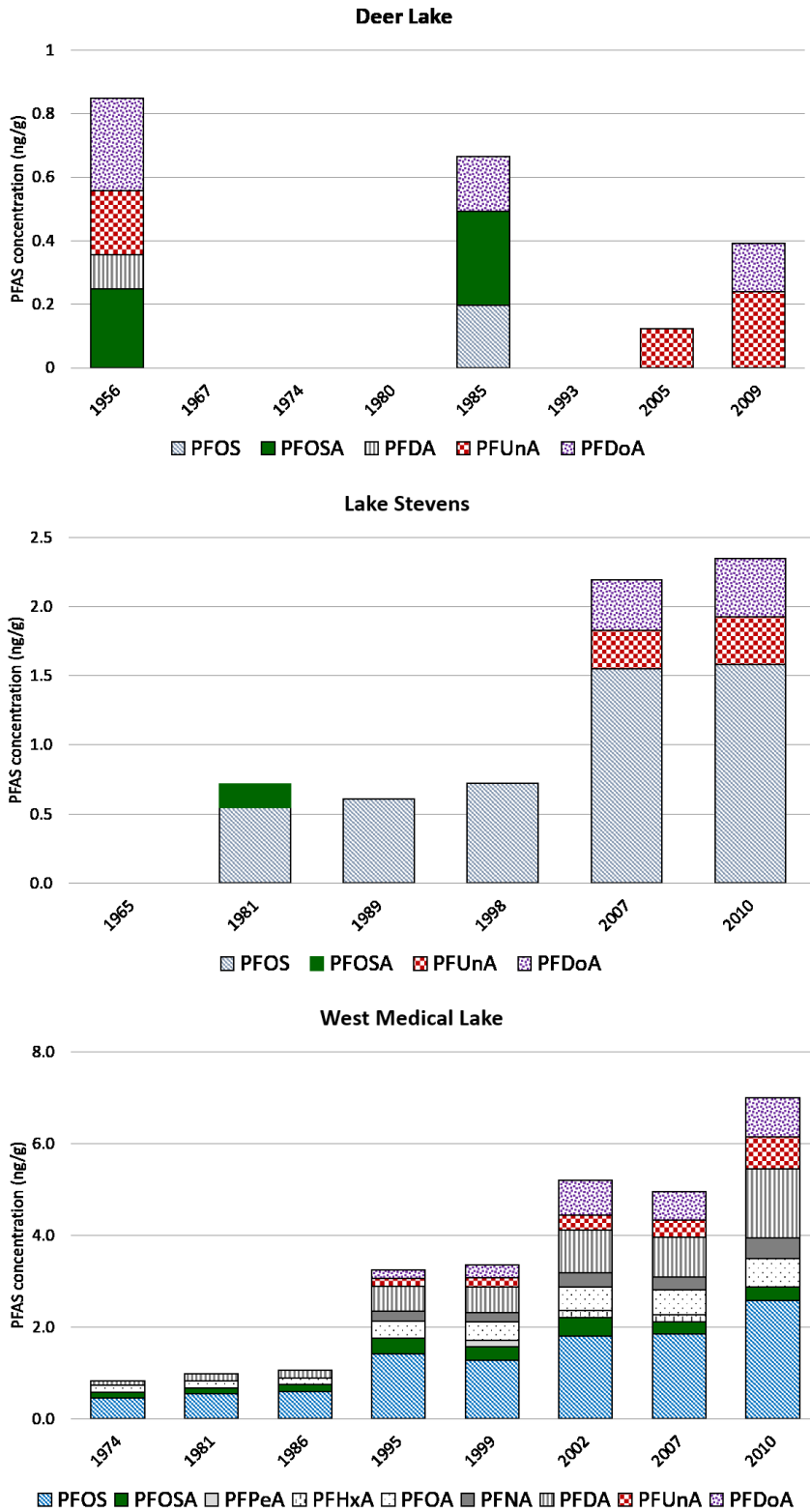
PFHxA, PFNA, PFOS, and PFOA were present in the greatest concentrations and were detected in all samples. Loading estimates for T-PFAAs in the effluents were higher than estimated loadings of T-polychlorinated biphenyls, T-polybrominated diphenyls, and T-polycyclic aromatic hydrocarbons.

5.1.6 Sediments

2012 Sediment cores

In 2012, Ecology collected sediment cores from three freshwater lakes for analysis of 12 PFAAs and PFOSA (Ecology, 2013). Figure 31 displays PFAS concentrations for each dated sediment layer. PFOS and long-chain PFAAs were the dominant compounds measured. T-PFAA (sum of detected compounds: PFBA, PFPeA, PFHxA, PFHpA, PFOA, PFNA, PFDA, PFUnDA, PFDoDA, PFBS, PFHxS, and PFOS) concentrations in the surface sediments ranged from 0.392 ng/g dry weight (dw) at the remote Deer Lake to 7.0 ng/g dw in West Medical Lake, which is impacted by WWTP effluent. The urban lake—Lake Stevens—had a surface T-PFAA concentration of 2.35 ng/g dw. T-PFAA concentrations increased from the 1980s to present in the West Medical Lake and Lake Stevens cores. Concentrations and detections were erratic in the rural Deer Lake core.

Figure 31. PFAS concentrations (ng/g dw) in sediment core samples collected in Washington state in 2012.



Local source control monitoring

As part of Local Source Control monitoring, Ecology (2018) collected catch basin sediments over three sampling events in spring and early summer of 2017 for analysis of a suite of parameters that included 12 PFAAs. Sediments were collected from seven urban and industrial catchments during dry-weather events. PFAAs were detected in all sediment samples analyzed. Sediment T-PFAA (sum of detected compounds: PFBA, PFPeA, PFHxA, PFHpA, PFOA, PFNA, PFDA, PFUnDA, PFDoDA, PFBS, PFHxS, and PFOS) concentrations ranged from 0.6 – 17.4 ng/g dw. The maximum concentration measured was of PFDoDA (10.5 ng/g dw) and the maximum PFOS concentration was 9.68 ng/g dw. All other individual compound results were less than 5 ng/g dw.

Marine sediment

Ecology's Marine Sediment Monitoring Program collected sediments from Puget Sound urban bays in 2013 (Elliott Bay), 2014 (Commencement Bay), and 2015 (Bainbridge Basin) for analysis of 12 PFAAs and PFOSA. [Ecology's Environmental Information Management Database](#)¹⁴⁶ includes the results measured through this monitoring program. T-PFAA values were not reported. In Elliott Bay, PFOS was detected in seven out of 30 stations, with detected concentrations ranging from 0.24 – 0.48 ng/g dw (Ecology, 2014). PFDA and PFUnDA were detected in one Elliott Bay station, at slightly lower levels. In Commencement Bay sediments, PFOA, PFOS, PFOSA, and PFDoDA were detected at concentrations ranging from 0.11 – 0.57 ng/g dw. Six out of 30 Commencement Bay stations (20%) contained one or more PFAS. In Bainbridge Basin, PFOS was detected in about half of the stations monitored (17 out of 33) and one station also contained detections of PFOSA and PFUnDA. Detected concentrations ranged from 0.11 – 1.6 ng/g dw. The highest concentration of PFOS (1.6 ng/g dw) was found in a sediment sample collected from Sinclair Inlet.

5.1.7 Freshwater fish

Statewide study, 2008

Ecology collected freshwater fish from seven water bodies throughout the state in 2008 for analysis of ten PFAAs (Ecology, 2010). A total of 11 different species were collected and analyzed as a total of 15 composite fillet samples and 15 composite liver samples. Of the PFAAs analyzed, only PFOS, PFDA, PFUnDA, and PFDoDA were detected and quantified. Quantitation limits were fairly high, ranging from 5 – 25 ng/g. PFOS was detected in 67% of the liver samples (10 out of 15) and 40% of fillet samples (6 out of 15). Concentrations of PFOS in liver samples ranged from less than 10 – 527 ng/g wet weight (ww) (median = 47.5 ng/g ww). Fillet samples had PFOS concentrations of less than 10 – 75.5 ng/g ww (median = under 10 ng/g ww). PFDoDA, PFUnDA, and PFDA were each detected once at concentrations of 21.0 – 46.1 ng/g ww in liver tissue and 5.5 – 7.5 ng/g ww in fillet tissue.

¹⁴⁶ <https://ecology.wa.gov/Research-Data/Data-resources/Environmental-Information-Management-database>

PBT screening study, 2011

In 2011, Ecology collected common carp and large-scale suckers from Lake Washington, lower Columbia River, Lake Spokane, and the lower Yakima River as part of a screening survey for PBTs (Ecology, 2012). All samples contained PFOS, at concentrations ranging from 2.1 – 19.8 ng/g wet weight (ww) in common carp fillet tissue and from 2.9 – 45.7 ng/g ww in whole body large-scale suckers. PFDA, PFUnDA, and PFDODA were detected in approximately 80% of the samples, at lower concentrations than PFOS. Other PFAAs were detected infrequently or not at all. T-PFAA (sum of detected compounds: PFBA, PFPeA, PFHxA, PFHpA, PFOA, PFNA, PFDA, PFUnDA, PFDODA, PFBS, PFHxS, and PFOS) concentrations across both species and sample types ranged from 2.1 – 91.9 ng/g ww, with the highest concentration in the Lake Washington large-scale sucker whole body sample.

Statewide study, 2016

Ecology collected freshwater fish of various species from 11 water bodies in Washington in 2016 (Ecology, 2017) as part of the follow-up study to the 2008 sampling (Ecology, 2010). A total of 22 composite samples of freshwater fish fillet tissue and 22 composite liver tissue samples were analyzed for 12 PFAAs and PFOSA. Eighty-six percent of fillet samples contained at least one PFAS, while the detection frequency for liver samples was 100%. Fillet T-PFAA (sum of detected compounds: PFBA, PFPeA, PFHxA, PFHpA, PFOA, PFNA, PFDA, PFUnDA, PFDODA, PFBS, PFHxS, and PFOS) concentrations ranged from less than 1 – 87.3 ng/g ww (median = 3.92 ng/g ww) and liver T-PFAS concentrations ranged from 5.12 – 399 ng/g ww (median = 19.3 ng/g ww).

PFOS was the dominant compound in all fillet samples, making up 62 – 100% of the total concentration. PFAA concentrations in the Washington fish were generally much lower than concentrations found near point sources by recent U.S. and Canadian studies, and within the range seen in other water bodies lacking point sources (Gewurtz et al., 2014; Lanza et al., 2017; MIDEQ, 2015).

PFOS concentrations in six of the fillet samples were above the Washington Department of Health's (Health) provisional general population screening level for PFOS in edible fish tissue at the time of publication (23 ng/g). All six fillet samples above the provisional screening level were collected from urban lakes in Western Washington. Seven fillet samples were above Health's provisional high consumer population screening level for PFOS in edible fish tissue (8 ng/g). Only one sample was above the provisional high consumer population screening level, but below the provisional general population screening level. This data was evaluated by Health, but determined to have insufficient sample sizes for a fish advisory assessment.

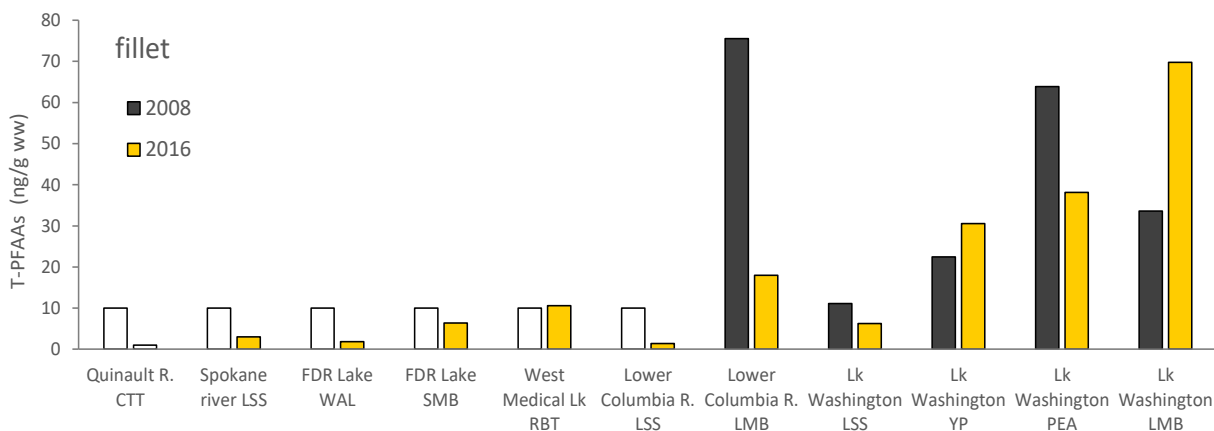
2018 follow-up study

Ecology collected a large dataset of freshwater fish tissue samples from three urban lakes in 2018 to characterize species-specific PFAS concentrations and provide data for Health fish consumption advisory assessments (Ecology, in prep.). A total of 76 composite samples (328 individual fish) were collected from Lake Meridian, Lake Sammamish, and Lake Washington. PFOS was the dominant compound in all samples analyzed. PFCAs with chain lengths of 9 – 14 were detected frequently at low concentrations.

Species-specific concentrations were similar for all three lakes. Across all sites, PFOS concentrations of 19.1 – 50 ng/g ww (largemouth bass), 4.1 – 19.8 ng/g ww (yellow perch), and 0.5 – 4.8 ng/g ww (brown bullhead). Smallmouth bass samples were collected from two of the sites and contained the highest PFOS concentrations of the study: 60 – 99.9 ng/g ww. Cutthroat trout and kokanee were also collected at a subset of the sites and contained PFOS concentrations of 23.9 – 44.1 ng/g ww (cutthroat trout) and 6.4 – 7.9 ng/g ww (kokanee). Health is currently updating its screening levels for PFOS and will evaluate this data when screening levels are finalized.

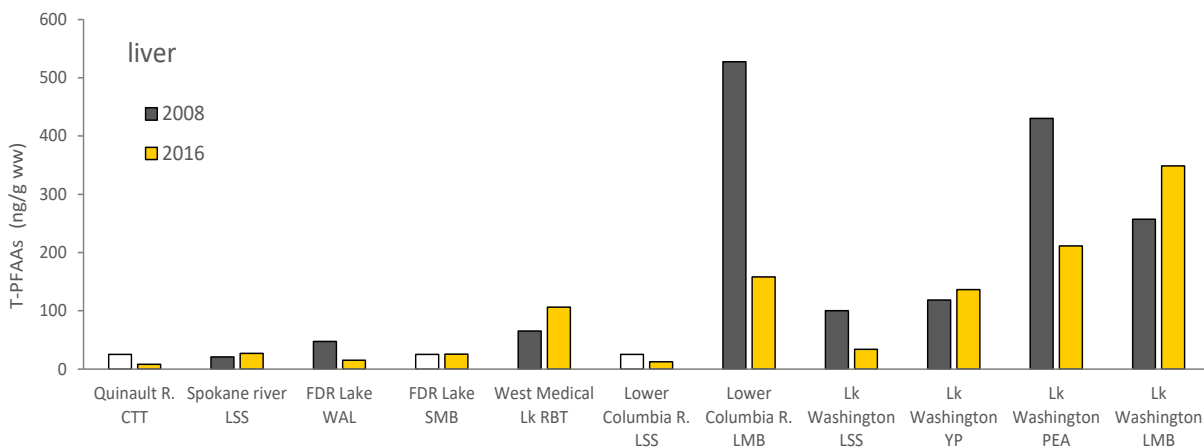
Eleven freshwater fish tissue samples analyzed for PFAS in 2016 had paired species and water body data from 2008. Figure 32 shows PFAS concentrations of fillet composites analyzed in 2016 compared to 2008 and a comparison of liver PFAS concentrations is shown in Figure 32. Of the eleven samples, a difference in quantitation limits hampered comparison in five paired fillet samples and three paired liver samples. The direction of change was mixed for fillet samples greater than the limit of quantitation (LOQ), showing no overall apparent pattern. No consistent increase or decrease over the time period was evident with liver samples either, despite higher detection frequencies.

Figure 32. Total perfluoroalkyl acid (T-PFAA) concentrations in freshwater fish fillet tissue collected in 2008 (grey bars on the left) and 2016 (yellow bars on the right).



Note: White bars indicate PFAS were not detected and the height of the bar represents the limit of quantitation (Quinault River, Spokane River LSS, FDR Lake WAL, FDR Lake SMB, West Medical Lake, and Lower Columbia River LSS).

Figure 33. Total perfluoroalkyl acid (T-PFAA) concentrations in freshwater fish liver tissue collected in 2008 (grey bars on the left) and 2016 (yellow bars on the right).



Note: White bars indicate PFAS were not detected at that concentration (Quinault River and FDR Lake SMB).

5.1.8 Osprey

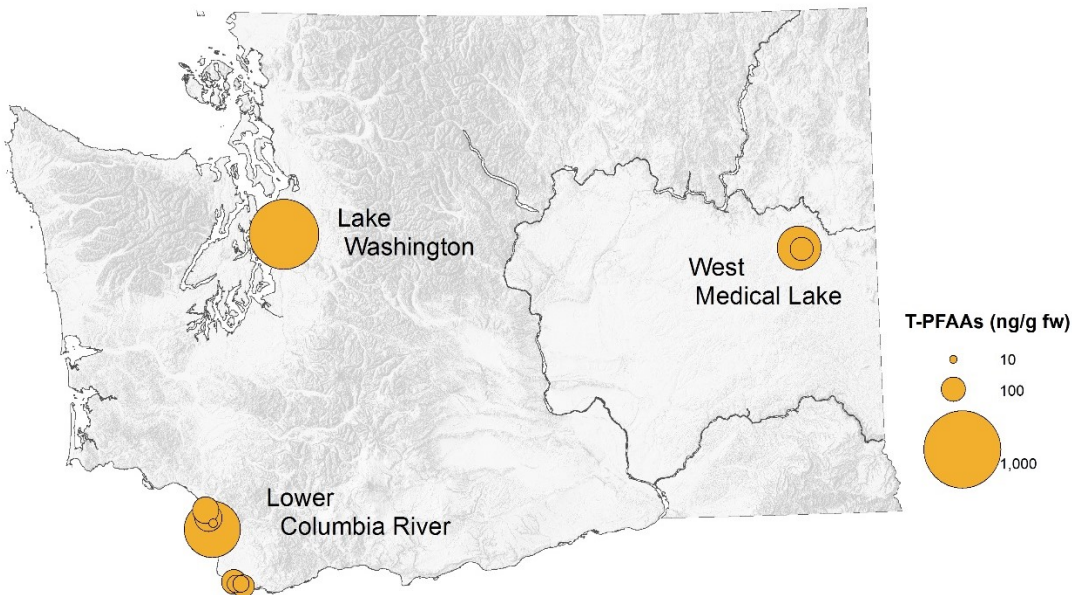
Statewide study, 2008

Ecology collected eleven osprey eggs in 2008 from the Lower Columbia River and tested the inner contents (whole egg without shell) for 13 PFAAs (Ecology, 2010). Egg homogenates contained T-PFAA (sum of detected compounds: PFBA, PFPeA, PFHxA, PFHpA, PFOA, PFNA, PFDA, PFUnDA, PFDoDA, PFBS, PFHxS, PFOS, and PFDS) concentrations ranging from 38 – 910 ng/g fresh weight (fw) (Ecology, 2010). Similar to fish tissue, PFOS was the dominant compound (range = 23.5 – 884 ng/g fw; median = 69.0 ng/g fw), followed by PFUnDA (range = 3.5 – 12.6 ng/g fw; median = 7.8) and PFDA (range = 2.0 – 10.2 ng/g fw; median = 5.8 ng/g fw). Other acids were detected less frequently and at low concentrations.

Statewide study, 2016

In 2016, Ecology collected osprey eggs from the Lower Columbia River, Lake Washington, and West Medical Lake (Ecology, 2017). A total of 11 osprey eggs were analyzed for 12 PFAAs and PFOSA. All eggs contained at least four PFAA compounds. T-PFAA (sum of detected compounds: PFBA, PFPeA, PFHxA, PFHpA, PFOA, PFNA, PFDA, PFUnDA, PFDoDA, PFBS, PFHxS, PFOS, and PFOSA) concentrations ranged from 11.7 – 820 ng/g fw (median = 99.8 ng/g fw). Figure 34 displays the T-PFAA concentration in osprey eggs collected throughout the state. The highest concentration was found in an osprey egg collected from Lake Washington. Two other elevated concentrations were measured in samples collected near WWTP inputs—along the Lower Columbia River and at West Medical Lake. Osprey egg concentrations were similar to recent findings in rural osprey eggs collected in Sweden (Eriksson et al., 2016), with the exception of higher concentrations found in the three Washington samples near urban or WWTP inputs.

Figure 34. Total perfluoroalkyl acid concentrations (ng/g fw) measured in osprey eggs collected in 2016.

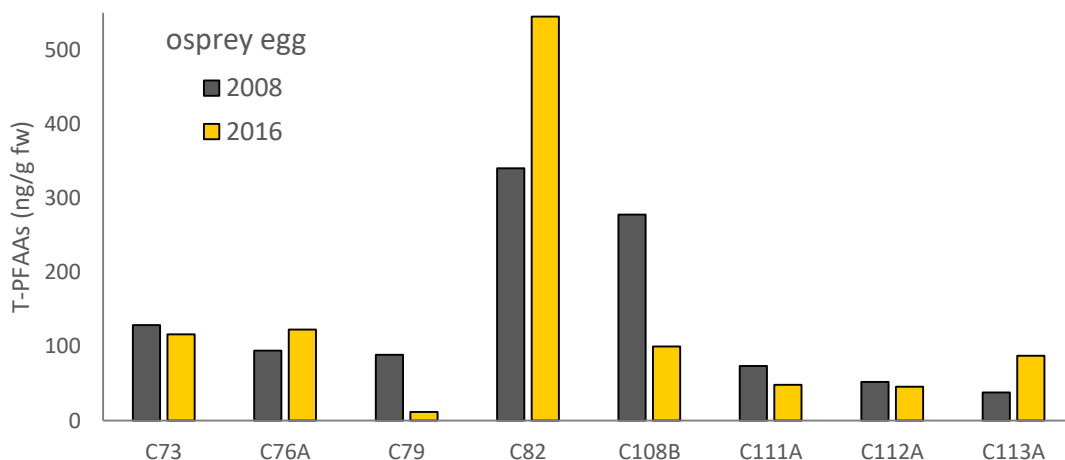


PFOS made up 69 – 94% of the PFAA burden in the osprey eggs (median concentration = 92.5 ng/g fw; range = 9.08 – 675 ng/g fw). PFDA, PFDoDA, and PFUnDA were also detected in every sample, each making up less than 10% of the total PFAS concentration. Almost all of the PFAS contamination in osprey eggs was from long-chain compounds, but the short-chain PFPeA was detected in three samples—all from Lower Columbia River nests. However, PFPeA concentrations were quite low, at 0.45 – 1.83 ng/g fw, and made up less than 2% of the total.

None of the osprey eggs analyzed for this study had PFOS concentrations exceeding a Practical No Effects Concentration of 1,000 ng/g for offspring survival in a top avian predator (Newsted et al., 2005). PFOS concentrations in five of the samples were above a lowest observable adverse effect level (LOAEL) level of 100 ng/g ww for reduced hatchability based on injections in chicken embryos (Molina et al., 2006). These five samples were collected from Lake Washington, West Medical Lake, and Lower Columbia River downstream of the Willamette River confluence. This LOAEL value of 100 ng/g is more conservative, as chicken embryos are more sensitive than wildlife species and another study found higher values for reduced hatchability (Peden-Adams et al., 2009).

Figure 35 displays PFAS concentrations of osprey eggs collected from the Lower Columbia River in 2016 compared to 2008. No consistent change in concentration levels or compound make up was evident between osprey eggs collected along the Lower Columbia River in 2008 and 2016.

Figure 35. Total perfluoroalkyl acid (T-PFAA) concentrations in osprey eggs collected from the Lower Columbia River in 2008 (grey bars on the right) and 2016 (yellow bars on the left).



Note: Sample location codes along the x-axis indicate the river mile along the Columbia River where nests were located (i.e., C73 indicates Columbia River at River Mile 73).

5.1.9 Marine biota

Transplanted bay mussels exposed to 18 near-shore locations in Puget Sound from November 2012 through January 2013 were analyzed for a large suite of toxic contaminants, including 13 PFAS, by James et al. (2020). PFAS were largely undetected in the mussel samples. PFOSA was the only compound detected, which was present near reporting limits in only one sample. The authors suggest that PFAS are poorly accumulated by mussels and that mussel tissue PFAS concentrations do not provide a good indication of environmental exposure to PFAS. Muschy et al. (2019) reported PFAS concentrations in mussels worldwide with concentrations typically in the sub ng/g range, which is below the levels of detection in the Puget Sound study.

Meador et al. (2017) analyzed PFAS in two species of fish collected from three sites in Puget Sound. Whole body composites of Chinook salmon and Pacific Staghorn sculpin contained low concentrations of PFOS, with the exception of a Chinook composite collected from Sinclair Inlet, which had a PFOS concentration of 34 ng/g ww. All other PFOS results were less than 2 ng/g ww or not detected. PFOSA was detected in Sculpin collected from the Puyallup Estuary and Sinclair Inlet at concentrations of 2.2 ng/g ww and 0.82 ng/g ww, respectively. PFDA was detected in only one sample, the Sinclair Inlet Chinook composite, at 0.78 ng/g ww.

In addition to the transplanted mussel samples reported by James et al. (2020), Washington Department of Fish and Wildlife (WDFW) analyzed 108 samples of marine fish, a subset of samples collected for their Toxics Biological Observation System (TBIOS), for chemicals of emerging concern, including 12 PFAAs and PFOSA. These samples represent a reconnaissance survey of PFAS in WDFW's monitoring indicator species, from a range of locations (urban to rural) throughout Puget Sound for each species. A total of 74 fillet samples, suitable for assessing potential impacts to human health, were collected, including 44 composite English sole samples from 2017 and 30 individual resident sub-adult Chinook salmon from 2016 and

2017. Samples suitable to assess fish health included 30 whole-body samples (15 composite samples each of juvenile Chinook salmon from 2013 and 2016 and Pacific herring from 2018), and four liver samples of Pacific herring from 2018.

At least one PFAS was detected in 77% of whole body and 100% of the liver samples, whereas the detection frequency for fillet was only 4%. Concentrations of T-PFAA (sum of detected compounds: PFBA, PFPeA, PFHxA, PFHpA, PFOA, PFNA, PFDA, PFUnDA, PFDoDA, PFBS, PFHxS, PFOS, and PFOSA) in fillet samples ranged from less than 0.9 – 1.9 ng/g ww (median = 1.0 ng/g ww) for English sole and less than 1 – 3.3 ng/g ww (median = 0.99 ng/g ww) for resident Chinook salmon. T-PFAA concentrations in whole body samples ranged from 1 – 16.1 ng/g ww (median = 2.0 ng/g ww) for juvenile Chinook salmon and less than 0.5 – 2.7 ng/g ww (median = 0.73 ng/g ww) for adult Pacific herring. Liver T-PFAS concentrations in Pacific herring ranged from 1.3 – 5.4 ng/g ww (median = 3.6 ng/g ww).

PFOS was the dominant compound detected in most marine fish samples, ranging from 38% – 100% of the T-PFAA concentrations. Concentrations of PFOS in all fillet samples (0.988 – 14.20 ng/g ww) were below Health’s provisional general population screening level for PFOS in edible fish tissue at the time of publication (23 ng/g). Health is currently updating its screening levels for PFOS and will evaluate this data when screening levels are finalized. PFOSA was commonly the dominant PFAA in herring, and was the second most dominant compound detected in other species, ranging from 8% – 100% of the T-PFAA concentration. Concentrations of PFOSA ranged from 0.554 – 2.380 ng/g ww. PFUnA, PFHxA, PFNA, and PFBA were detected less frequently (1 – 5% of all samples) and at lower concentrations, ranging from 0.517 – 1.330 ng/g ww for individual compounds. All other PFAA compounds were not detected.

Overall, average T-PFAA concentrations in fillets of marine species were less than 3 ng/g ww, considerably lower than those measured in fillet of freshwater fish collected in Puget Sound (Figures 36 and 37). Among fillet samples, PFAA were only detected in three of 14 locations for English sole (i.e., Tacoma City Waterway, Eagle Harbor, and Bremerton Waterfront; Figure 36) and two of eight sample locations for resident Chinook salmon (i.e., South Whidbey Basin/Marine Area 8.2 and South Puget Sound Basin/Marine Area 13; Figure 37).

Figure 36. Mean total perfluoroalkyl acid (T-PFAA) concentrations in English sole fillet collected in 2017.

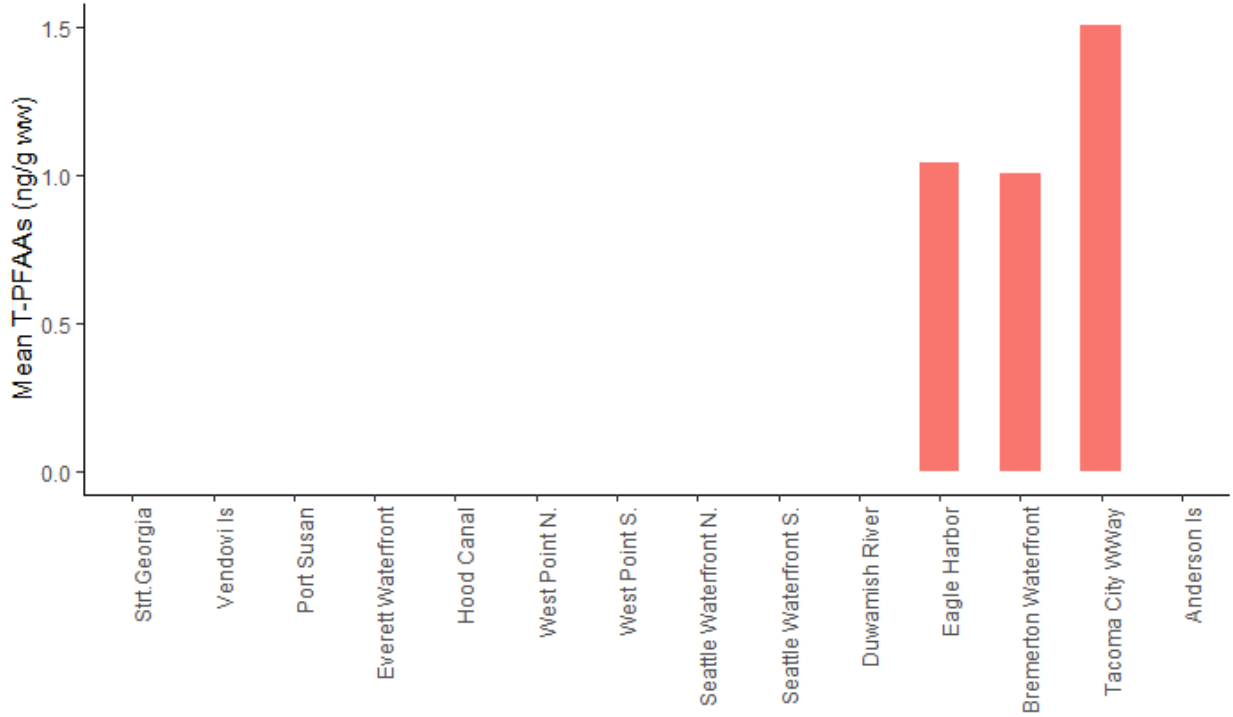
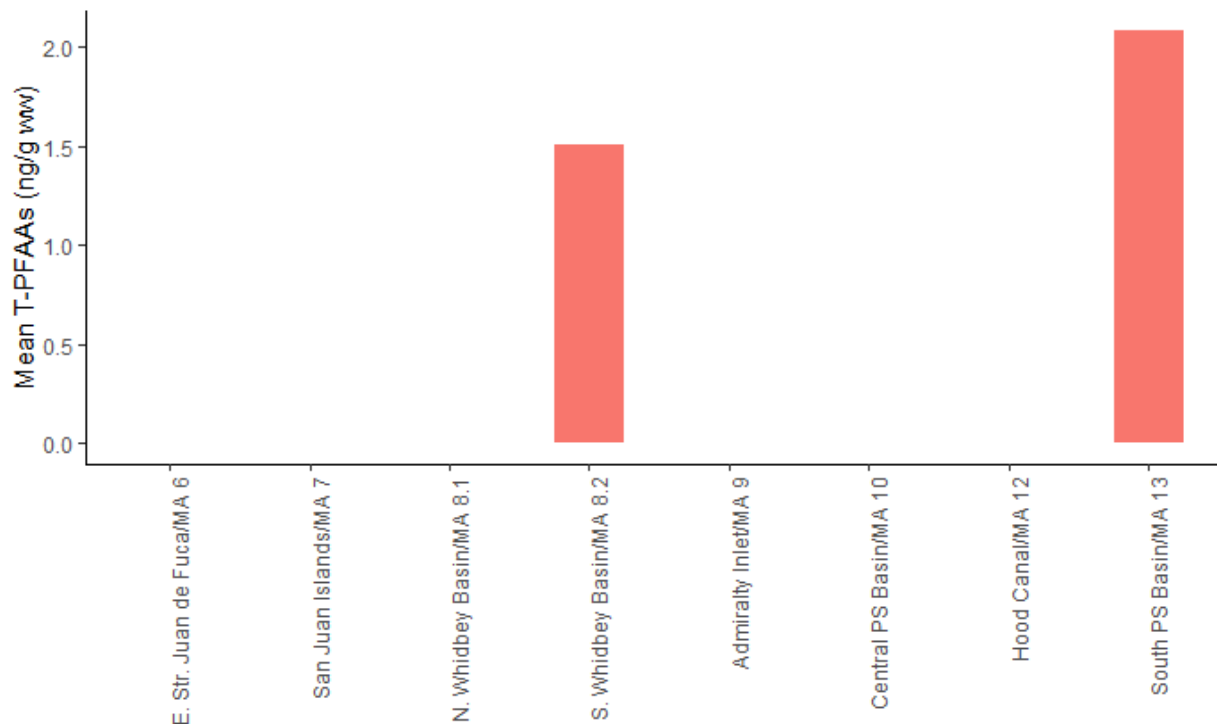


Figure 37. Mean total perfluoroalkyl acid (T-PFAA) concentrations in fillet of sub-adult resident Chinook salmon collected in 2016 and 2017.



T-PFAA concentrations in whole body samples of marine species from specific locations ranged from less than 1.0 – 16.1 ng/g ww for juvenile Chinook salmon (Figure 38) and averaged 0.6 – 1.5 ng/g ww for Pacific herring locations. PFAS were detected in 11 of 15 juvenile Chinook sampling locations, possibly associated with their proximity to freshwater sources, with generally higher T-PFAA concentrations observed in the more urbanized locations near Seattle (i.e., Duwamish River and Elliott Bay nearshore) and Everett (i.e., Port Gardner nearshore). Uniformly low average T-PFAA concentrations were detected in all five Pacific herring sampling locations. Paired whole body and liver samples were collected at four of the five Pacific herring locations, with T-PFAA concentrations in liver two to four times higher than the concentration in whole body herring from the same locations (Figure 39).

Herring liver samples measured in Puget Sound are lower than herring liver samples from the Swedish west coast, which contained PFOS and PFOSA concentrations ranging from 4.06 – 8.97 ng/g and 6.52 – 18.2 ng/g, respectively, between 1991 and 2011 (Ullah et al., 2014). Similarly, a study of PFAA concentrations in Pacific Cod fillet from the North Pacific Ocean indicated that PFAA concentrations in the Northeast Pacific Ocean were two to four times less than those in Japanese and Korean waters (Fujii et al., 2019).

Figure 38. Mean total perfluoroalkyl acid (T-PFAA) concentrations in juvenile Chinook whole body tissue collected in 2013 and 2016.

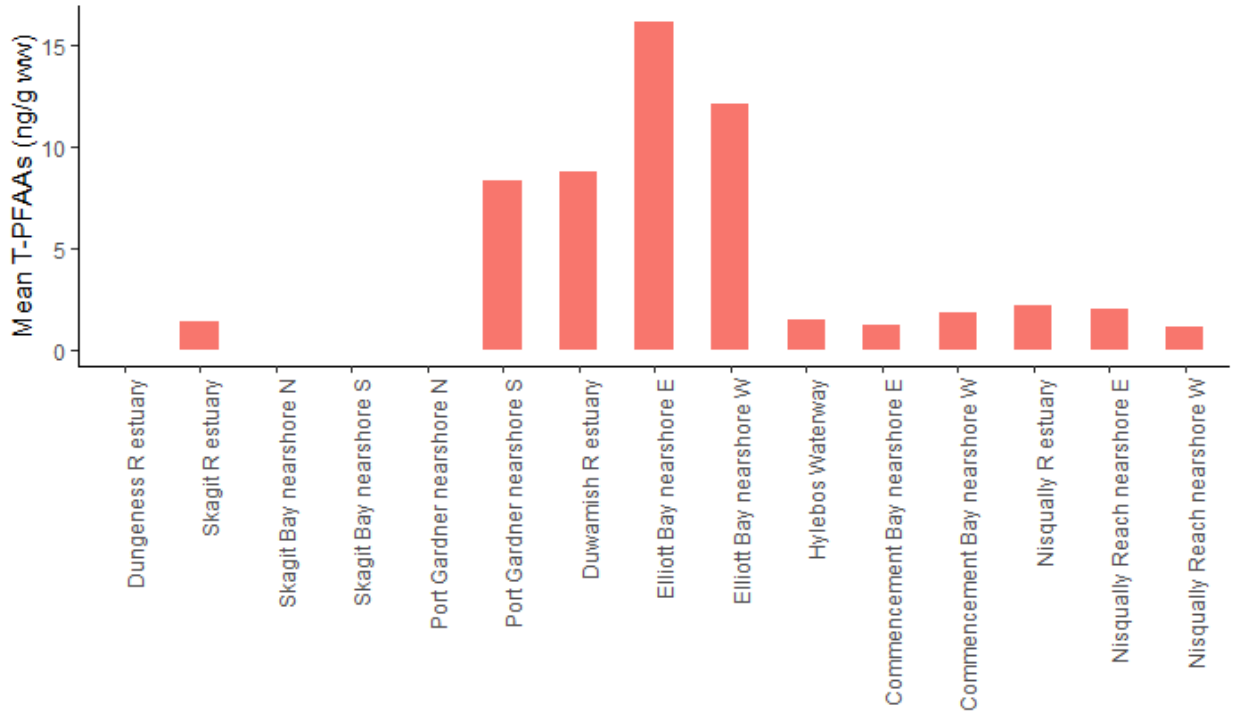
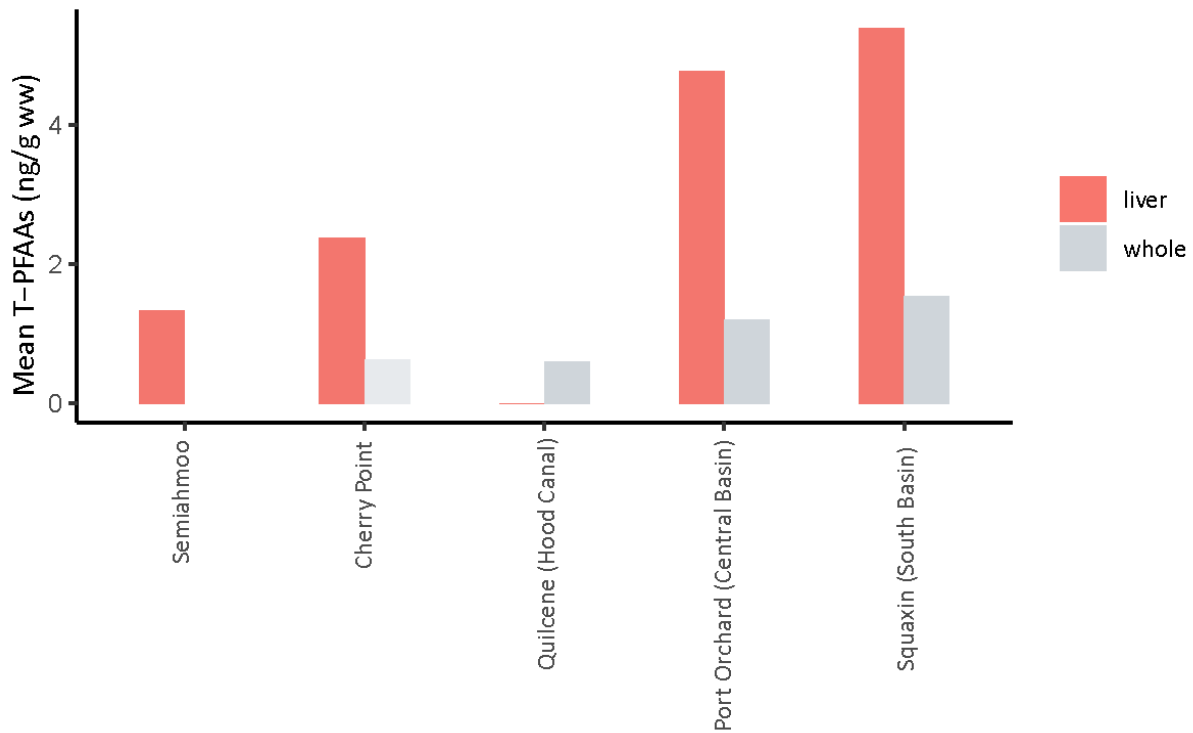


Figure 39. Mean total perfluoroalkyl acid (T-PFAA) concentrations in herring liver (left bars) and whole body tissue (right bars) collected in 2013 and 2016.



5.2 Wildlife studies outside of Washington

PFAS have been detected throughout the world in wildlife types that haven't been sampled in Washington, with PFOS generally detected at the highest frequency and in the greatest amounts. Giesy and Kannan (2001) were the first to report detectable levels of PFOS in a wide range of biota, including species such as bald eagles, polar bears, and seals. Their study included PFOS detections in wildlife from urbanized centers in North America to remote regions of the Arctic and North Pacific Oceans.

Literature reviews done in the mid-2000s confirmed PFOS contamination at all levels of the food chain, and particularly elevated levels in fish-eating animals living near industrialized areas (Houde et al., 2006; Lau et al., 2007). Other perfluoroalkyl sulfonates, long-chain perfluoroalkyl carboxylates, and PFOSA were detected in wildlife such as fish, amphibians, seabirds, and marine mammals (reviewed by Houde et al., 2006). A more recent review by Houde et al. (2011) concluded that PFOS and long-chain PFCAs continue to be widespread in invertebrates, fish, reptiles, aquatic birds, and marine mammals throughout the globe (Houde et al., 2011).

5.3 Data gaps and recommendations

5.3.1 Data gaps

Washington state is lacking data in some key areas for characterizing PFAS contamination in the environment, such as monitoring of ambient groundwater and landfill leachate, source assessments of PFAS in urban water bodies, and testing PFAS compounds beyond PFAAs. With the exception of drinking water wells and military base investigations, no ambient groundwater studies have been conducted in Washington. Around the U.S., PFAA compounds have been found at high concentrations in groundwater near areas of repeated AFFF use, such as airports, oil and gas sites, firefighter training areas, and military bases (Cousins, 2016), but levels of concern may be present in groundwater of other land uses as well.

Environmental monitoring identified Washington urban lakes as sites of elevated PFAA contamination relative to other water body types. The source of this contamination is not fully understood. Research on PFAA contamination in urban water bodies has suggested sources related to automobile and railway transportation may be important (Kim and Kannan, 2007; Zushi and Masunaga, 2009), as well as the transfer of indoor air PFAS loads to the outdoor environment (Gewurtz et al., 2009). An assessment of industrial users of PFAS-containing products in Washington may also contribute to our understanding of sources in the environment.

Recent research using new analytical methods has identified novel PFAS compounds—such as perfluoro-1-butane-sulfonamide (FBSA) and polyfluoroalkyl ether sulfonic acid (F-53B)—in wildlife, though levels have generally been lower than PFOS (Baygi et al., 2016; Chu et al., 2016; Shi et al., 2015). Other novel PFAS, such as cyclic perfluoroalkyl acids and fluorosurfactants, have been found to accumulate in fish from water bodies directly impacted by AFFF use (Munoz et al., 2017; Wang et al., 2016). Recent research has identified hundreds of new PFAS, many of which have been found in the aquatic environment (Xiao, 2017). Aside from a limited list of

precursor compounds measured in surface waters and WWTP effluent in 2016, none of these emerging PFAS compounds have been analyzed in Washington samples.

5.3.2 Recommendations

Filling the data gaps discussed above is recommended to further our understanding of PFAS contamination in Washington's environment. Ecology should conduct sampling in matrices not yet tested, such as ambient groundwater and landfill leachate, as well as conduct source characterization studies in areas of known PFAS contamination, like urban water bodies.

Emerging or novel PFAS which have not been tested in environmental samples should also be sampled. Filling these data gaps will help guide efforts to manage PFAS contamination in the state. Ecology should conduct investigations of areas where contamination is likely to have occurred, but where we currently lack data. These efforts would support local health departments, cities, counties, and other public entities in Washington when PFAS contamination is discovered. Initial investigation efforts could identify areas at high risk of contamination. This could include areas where training or firefighting activities used large quantities of PFAS-containing foam, or where spills released the foam.

Based on the analysis in this appendix, we make the following sub-recommendations as part of Recommendation 2.1:

Recommendation 2.1: Establish PFAS cleanup levels for soil and groundwater:

Ecology will conduct monitoring for PFAS compounds in environmental media (soils, surface waters, sediment) and in tissues of aquatic and terrestrial wildlife to identify sources and to assess exposure. Activity conducted under the following recommendations will serve to further inform our knowledge and understanding of the environmental occurrence of PFAS in the state.

- 1.2 Technical support for site characterization, source investigation, and mitigation at contaminated sites: Investigation of PFAS contamination in groundwater and surface water. See [Appendix 7: Health, Section 7.6.2 Recommendations](#).
- 2.1 Establish PFAS cleanup levels for soil and groundwater: Investigation of PFAS contamination. See [Appendix 7: Health, Section 7.6.2 Recommendations](#), and [Appendix 6: PFAS Ecotoxicology](#).
- 4.1 Evaluate PFAS in wastewater treatment: Investigation of PFAS in WWTP influent and effluent. See [Appendix 3: Sources and Uses](#).
- 4.2 Evaluate PFAS in landfill leachate and gaseous emissions: Investigation of landfill-related PFAS emissions. See [Appendix 3: Sources and Uses](#).
- 4.3 Evaluate Washington biosolids management: Investigation of PFAS in biosolids and land application sites. See [Appendix 8: Biosolids](#).

5.4 Washington environmental concentrations data

Notes for Tables 46 through 56:

- Accessed from [Ecology's](https://ecology.wa.gov/Research-Data/Data-resources/Environmental-Information-Management-database) Environmental Information Management Database.¹⁴⁷
- Median concentrations included in parentheses, when available.
- NR = not reported.
- LOQ = limit of quantitation.
- ND = not detected.
- Mult. sp. = multiple species.
- CC = common carp.
- LSS = largescale sucker.
- n = sample size.

Table 46. PFAS concentration ranges in Washington state surface water (ng/L).

Collection year	n	# PFAA compounds analyzed	T-PFAAs range (median)	PFBA range	PFPeA range	PFHxA range	PFHpA range	PFOA range	PFNA range	Reference
Spring (2008)	14	11	1.1 – 185 (7.5)	<0.1 – 3.6	<0.1 – 26.5	<1.0 – 10.5	<1.0 – 28	<1.0 – 96	<0.1 – 17	Ecology, 2010
Fall (2008)	14	11	<0.9 – 170 (3.6)	<0.1 – 5.5	<0.5 – 32	<0.1 – 37	<0.9 – 22	<0.5 – 48	<0.5 – 7.0	Ecology, 2010
Four season mean (2009 – 2010)	13	14	1.5 – 40	NR	—	NR	NR	NR	NR	Dinglasan-Panlilio et al., 2014
Spring (2016)	15	12	<2 – 153 (<2)	<1.0 – 13	<1.0 – 29	<1.0 – 33	<1.0 – 13	<1.0 – 42.5	<1.0 – 5.2	Ecology, 2017
Fall (2016)	15	12	<2 – 170 (<2)	<1.0 – 12	<1.0 – 39	<1.0 – 32.5	<1.0 – 13	<1.0 – 55	<1.0 – 5.8	Ecology, 2017

¹⁴⁷ <https://ecology.wa.gov/Research-Data/Data-resources/Environmental-Information-Management-database>

Table 47. PFAS concentration ranges in Washington state surface water (ng/L).

Sample type (collection year)	n	PFDA range	PFUnA range	PFDoA range	PFBS range	PFHxS range	PFOS range	PFDS range	PFOSA range	Reference
Spring (2008)	14	<0.1 – 4.9	—	—	<0.1 – 0.6	<1.0 – 3.3	<0.1 – 6.5	<1.0	—	Ecology, 2010
Fall (2008)	14	<0.1 – 3.8	—	—	<0.1 – 2.0	<0.5 – 4.5	<0.5 – 7.6	<0.1 – 1.3	—	Ecology, 2010
Four season mean (2009 – 2010)	13	NR	NR	NR	NR	NR	NR	NR	—	Dinglasan-Panlilio et al., 2014
Spring (2016)	15	<1.0 – 1.9	<1.0 – 1.2	<1.0 – 1.2	<2.0 – 2.1	<2.0 – 5.3	<2.0 – 9.2	—	<1.0 – 2.6	Ecology, 2017
Fall (2016)	15	<1.0 – 3.2	<1.0 – 1.1	<1.0 – 1.1	<2.0 – 13	<2.0 – 3.0	<2.0 – 12.5	—	<1.0 – 1.2	Ecology, 2017

Note for Table 47:

- In each sample, 13 PFAA compounds were analyzed.

Table 48. PFAS concentration ranges in Washington state WWTP effluent (ng/L).

Collection year	n	# PFAA compounds analyzed	T-PFAAs range (median)	PFBA range	PFPeA range	PFHxA range	PFHpA range	PFOA range	PFNA range	Reference
Spring (2008)	4	11	61 – 418 (218)	0.7 – 3.3	3.8 – 31	14.5 – 141	4.1 – 35	16.5 – 128	3.6 – 18	Ecology, 2010
Fall (2008)	4	11	73 – 188 (140)	1.9 – 5.4	13 – 47	11 – 30	<3.5 – 13	22 – 63	5.7 – 14	Ecology, 2010
Summer (2009)	10	12	46 – 146 (93)	<1.0 – 4.9	<1.0 – 18	9.6 – 44	3.4 – 9.7	11 – 52.5	3.3 – 29	Ecology & Herrera, 2010
Winter (2009)	10	12	35 – 194 (73.5)	<1.0 – 3.6	<1.5 – 16	11 – 52	2.1 – 10	11 – 70	1.4 – 134	Ecology & Herrera, 2010
Spring (2016)	5	12	42 – 107 (69)	2.2 – 7.1	5.5 – 28	12 – 36	2.2 – 5.5	7.2 – 20	<1.0 – 1.9	Ecology, 2017
Fall (2016)	5	12	42 – 125 (71)	1.6 – 7.1	6.1 – 57	10.5 – 49	2.6 – 3.7	6.6 – 18	<1.0 – 4.0	Ecology, 2017

Table 49. PFAS concentration ranges in Washington state WWTP effluent (ng/L).

Collection year	n	PFDA range	PFUnA range	PFDoA range	PFBS range	PFHxS range	PFOS range	PFDS range	PFOSA range	Reference
Spring (2008)	4	3.6 – 13	—	—	<0.1 – 1.5	1.3 – 16	3.9 – 31	<0.1	—	Ecology, 2010
Fall (2008)	4	3.7 – 13	—	—	<0.5 – 6.6	2.2 – 12	9.4 – 18	<0.1 – <0.5	—	Ecology, 2010
Summer (2009)	10	1.5 – 10	<1.0	<1.0	<2.0 – 18	<2.0 – 8.3	<2.0 – 55	—	<2.5	Ecology and Herrera, 2010
Winter (2009)	10	1.4 – 7.9	<1.0	<1.0	<2.0	<1.9 – 6.9	<2.0 – 19.5	—	<1.0 – 2.0	Ecology and Herrera, 2010
Spring (2016)	5	<1.0 – 4.9	<1.0	<1.0	<2 – 3.4	<2.0 – 11	2.6 – 16	—	<2.5 – 2.8	Ecology, 2017
Fall (2016)	5	<1.0 – 5.0	<1.0	<1.0	<2.0 – 14	<2.0 – 7.1	<2.0 – 6.5	—	<1.0	Ecology, 2017

Note for Table 49:

- In each sample, 13 PFAA compounds were analyzed.

Table 50. PFAS concentration ranges in Washington state sediment (ng/g dw) (Ecology, 2010; EIM database).

Sample type (collection year)	n	# PFAA compounds analyzed	T-PFAAs range (median)	PFBA range	PFPeA range	PFHxA range	PFHpA range	PFOA range	PFNA range
Fresh water (0 – 2 cm) (2013)	3	12	0.4 – 7.0 (2.35)	<0.2	<0.2	<0.2	<0.2	<0.1 – 0.6	<0.1 – 0.4
Marine (0 – 3 cm) (2013 – 2015)	101	12	—	<0.1	<0.1	<0.1	<0.1	<0.1 – 0.21	<0.1

Table 51. PFAS concentration ranges in Washington state freshwater fish (ng/g ww) (Ecology 2010, 2012, 2017, in prep.).

Sample type (collection year)	n	# PFAA compounds analyzed	T-PFAAs range (median)	PFBA range	PFPeA range	PFHxA range	PFHpA range	PFOA range	PFNA range
Fillet – mult. sp. (2008)	15	10	<10 – 76 (<10)	—	—	<5.0	<5.0	<5.0	<5.0
Liver – mult. sp. (2008)	15	10	<25 – 527 (48)	—	—	<10.0	<10.0	<10.0	<10.0
Fillet – CC (2011)	4	12	2.1 – 21.5 (12)	<LOQ	<LOQ	<LOQ	<0.3	<0.25	<0.3
Whole body – LSS (2011)	4	12	3.3 – 92 (23)	<LOQ	<LOQ	<LOQ	<0.2 – 0.6	<0.2 – 0.8	<0.2 – 1.6
Fillet – mult. sp. (2016)	22	12	<1 – 87 (3.9)	<0.5	<0.5–1.8	<0.5	<0.5	<0.5	<0.5 – 0.9
Liver – mult. sp. (2016)	22	12	5.1 – 394 (20)	<1.0	<0.5 – <2.9	<0.5 – 2.5	<0.5 – 1.1	<0.7	<0.5 – 7.3
Fillet – mult. sp. (2018)	76	13	0.9 – 132 (20)	—	—	<0.5	<0.5	<0.5	ND – 0.5

Table 52. PFAS concentration ranges in Washington state freshwater fish (ng/g ww) (Ecology 2010, 2012, 2017, in prep.).

Sample type (collection year)	n	PFDA range	PFUnA range	PFDoA range	PFBS range	PFHxS range	PFOS range	PFDS range	PFOSA range
Fillet – mult. sp. (2008)	15	<5.0 – 7.5	<5.0 – 7.2	<5	<5.0	<5.0	<10.0 – 76	—	—
Liver – mult. sp. (2008)	15	<21.0 – 25	<10.0 – 46	<10.0 – 21	<10.0	<10.0	<10.0 – 527	—	—
Fillet – CC (2011)	4	<0.25 – 1.2	<0.25 – 1.3	<0.3 – 1.8	<LOQ	<LOQ	2.1 – 20	—	<0.4
Whole body – LSS (2011)	4	0.3 – 10	<0.24 – 20	<0.2 – 9.5	<LOQ	<LOQ	2.9 – 46	—	<0.3 – 3.4

Sample type (collection year)	n	PFDA range	PFUnA range	PFDoA range	PFBS range	PFHxS range	PFOS range	PFDS range	PFOSA range
Fillet – mult. sp. (2016)	22	<0.5 – 5.5	<0.5 – 5.5	<0.5 – 6.0	<1.0	<1.0	<1.0 – 74	—	<0.5
Liver – mult. sp. (2016)	22	<0.5 – 20	<0.5 – 26	<0.5 – 17	<0.9 – 6.2	<1	1.4 – 336	—	<0.5 – 4.9
Fillet – mult. sp. (2018)	76	ND – 10	0.06 – 11.3	0.11 – 10.6	<0.5	<0.5	0.5 – 99.9	—	—

Note for Table 52:

- In each sample, 13 PFAA compounds were analyzed.

Table 53. PFAS concentration ranges in Washington state Osprey eggs (ng/g fw) (Ecology, 2010, 2017).

Collection year	n	# PFAA compounds analyzed	T-PFAAs range (median)	PFBA range	PFPeA range	PFHxA range	PFHpA range	PFOA range	PFNA range
2008	11	13	37.5 – 910 (91)	<0.5	<0.5	<0.5 – 0.8	<0.5 – 0.8	<0.2 – <1.0	<0.5 – 6.4
2016	11	12	12 – 820 (100)	<0.5	<0.4 – 1.8	<0.5	<0.5	<0.5	<0.5 – 5.7

Table 54. PFAS concentration ranges in Washington state Osprey eggs (ng/g fw) (Ecology 2010, 2017).

Collection year	n	PFDA range	PFUnA range	PFDoA range	PFBS range	PFHxS range	PFOS range	PFDS range	PFOSA range
2008	11	2.0 – 10	3.5 – 13	<5.0 – 11	<0.5	<0.5 – 1.8	24 – 884	<1.0 – 5.8	—
2016	11	1.0 – 47	1.1 – 45	0.6 – 47	<1.0	<1.0	9.1 – 675	—	<0.5

Note for Table 54:

- In each sample, 13 PFAA compounds were analyzed.

Table 55. PFAS concentration ranges in Washington state sediment (ng/g dw) (Ecology, 2010; EIM database).

Sample type (collection year)	n	PFDA range	PFUnA range	PFDoA range	PFBS range	PFHxS range	PFOS range	PFDS range	PFOSA range
Fresh water (0 – 2 cm) (2013)	3	<0.1 – 1.5	0.2 – 0.7	0.2 – 0.9	<0.4	<0.4	<0.2 – 2.6	—	<0.1 – 0.3
Marine (0 – 3 cm) (2013 – 2015)	101	<0.1 – 0.14	<0.1 – 0.2	<0.1 – 0.2	<0.2	<0.2	<0.2 – 1.6	—	<0.1 – 0.3

Note for Table 55:

- In each sample, 13 PFAA compounds were analyzed.

Table 56. PFAS concentrations in Puget Sound free-ranging marine and anadromous fish (ng/g ww). (WDFW, in prep.)

Sample type (collection year)	n	T-PFAAs range (median)	PFOS range (median)	PFOSA range (median)	PFUnA range (median)	PFHxA range (median)	PFNA range (median)	PFBA range (median)	PFDoA range (median)
English sole fillet (2017)	44	<0.9 – 1.9 (1.0)	<1.0 – 1.1 (1.0)	<0.5	<0.5	<0.5	<0.5	<0.5 – 0.89	<0.5
Sub-adult resident Chinook salmon fillet (2016 – 17)	30	<1 – 3.3 (1.6)	<1.0 – 2.4 (0.99)	<0.5 – 0.83 (0.67)	<0.5 – 0.52	<0.5 – 0.78	<0.5	<0.5	<0.5
Juvenile Chinook salmon whole body (2013 and 2016)	15	<1 – 16.1 (2.0)	<1.0 – 14.2 (2.0)	<0.6 – 1.1 (0.94)	<0.5 – 0.58 (0.57)	<0.5 – 0.53	<0.5 – 1.3	<1.5	<0.5 – 0.65
Pacific herring whole body (2018)	15	<0.5 – 2.7 (0.73)	<1.0 – 1.0	<0.5 – 2.1 (0.78)	<0.5	<0.5	<0.5 – 0.6	<0.5	<0.5

Sample type (collection year)	n	T-PFAAs range (median)	PFOS range (median)	PFOSA range (median)	PFUnA range (median)	PFHxA range (median)	PFNA range (median)	PFBA range (median)	PFDoA range (median)
Pacific herring liver (2018)	4	1.3 – 5.4 (3.6)	<1.0 – 2.6	<0.6 – 2.4 (1.7)	<0.5 – 1.1	<0.6 – 1.3	<0.6	<0.6	<0.6

Notes for Table 56:

- In each sample, 13 PFAA compounds were analyzed.
- PFPeA, PFOA, PFHxS, PFHpA, PFDA and PFBS were not detected in any samples measured.

References

- Anderson, R. H., Long, G. C., Porter, R. C., & Anderson, J. K. (2016). Occurrence of select perfluoroalkyl substances at U.S. Air Force aqueous film-forming foam release sites other than fire-training areas: Field-validation of critical fate and transport properties. *Chemosphere*, *150*, 678–685. <https://doi.org/10.1016/j.chemosphere.2016.01.014>
- Appleman, T. D., Higgins, C. P., Quiñones, O., Vanderford, B. J., Kolstad, C., Zeigler-Holady, J. C., & Dickenson, E. R. V. (2014). Treatment of poly- and perfluoroalkyl substances in U.S. full-scale water treatment systems. *Water Research*, *51*, 246–255. <https://doi.org/10.1016/j.watres.2013.10.067>
- Baygi, F. S., Crimmins, B. S., Hopke, P. K., & Holsen, T. M. (2016). Comprehensive Emerging Chemical Discovery: Novel Polyfluorinated Compounds in Lake Michigan Trout. *Environmental Science & Technology*, *50*, 9460–9468. <https://doi.org/10.1021/acs.est.6b01349>
- Chu, S., Letcher, R. J., McGoldrick, D. J., & Backus, S. M. (2016). A New Fluorinated Surfactant Contaminant in Biota: Perfluorobutane Sulfonamide in Several Fish Species. *Environmental Science & Technology*, *50*, 669–675. <https://doi.org/10.1021/acs.est.5b05058>
- Cousins, I. T., Vestergren, R., Wang, Z., Scheringer, M., & McLachlan, M. S. (2016). The precautionary principle and chemicals management: The example of perfluoroalkyl acids in groundwater. *Environment International*, *94*, 331–340. <https://doi.org/10.1016/j.envint.2016.04.044>
- Dinglasan-Panlilio, J. M., Prakash, S. S., & Baker, J. E. (2014). Perfluorinated compounds in the surface waters of Puget Sound, Washington and Clayoquot and Barkley Sounds, British Columbia. *Marine Pollution Bulletin*, *78*, 173–180. <https://doi.org/10.1016/j.marpolbul.2013.10.046>
- Eriksson, U., Roos, A., Lind, Y., Hope, K., Ekblad, A., & Kärrman, A. (2016). Comparison of PFASs contamination in the freshwater and terrestrial environments by analysis of eggs from osprey (*Pandion haliaetus*), tawny owl (*Strix aluco*), and common kestrel (*Falco tinnunculus*). *Environmental Research*, *149*, 40–47. <https://doi.org/10.1016/j.envres.2016.04.038>
- Fujii, Y., Tuda, H., Kato, Y., Kimura, O., Endo, T., Harada, K. H., Koizumi, A., & Haraguchi, K. (2019). Levels and profiles of long-chain perfluoroalkyl carboxylic acids in Pacific cod from 14 sites in the North Pacific Ocean. *Environmental Pollution*, *247*, 312–318. <https://doi.org/10.1016/j.envpol.2019.01.006>
- Gewurtz, S. B., Bhavsar, S. P., Crozier, P. W., Diamond, M. L., Helm, P. A., Marvin, C. H., & Reiner, E. J. (2009). Perfluoroalkyl Contaminants in Window Film: Indoor/Outdoor, Urban/Rural, and Winter/Summer Contamination and Assessment of Carpet as a Possible Source. *Environmental Science & Technology*, *43*, 7317–7323. <https://doi.org/10.1021/es9002718>

- Gewurtz, S. B., Bhavsar, S. P., Petro, S., Mahon, C. G., Zhao, X., Morse, D., Reiner, E. J., Tittlemier, S. A., Braekevelt, E., & Drouillard, K. (2014). High levels of perfluoroalkyl acids in sport fish species downstream of a firefighting training facility at Hamilton International Airport, Ontario, Canada. *Environment International*, *67*, 1–11. <https://doi.org/10.1016/j.envint.2014.02.005>
- Giesy, J. P., & Kannan, K. (2001). Global Distribution of Perfluorooctane Sulfonate in Wildlife. *Environmental Science & Technology*, *35*, 1339–1342. <https://doi.org/10.1021/es001834k>
- Houde, M., Martin, J. W., Letcher, R. J., Solomon, K. R., & Muir, D. C. G. (2006). Biological Monitoring of Polyfluoroalkyl Substances: A Review. *Environmental Science & Technology*, *40*, 3463–3473. <https://doi.org/10.1021/es052580b>
- Houde, M., De Silva, A. O., Muir, D. C. G., & Letcher, R. J. (2011). Monitoring of Perfluorinated Compounds in Aquatic Biota: An Updated Review. *Environmental Science & Technology*, *45*, 7962–7973. <https://doi.org/10.1021/es104326w>
- Houtz, E. F., Sutton, R., Park, J.-S., & Sedlak, M. (2016). Poly- and perfluoroalkyl substances in wastewater: Significance of unknown precursors, manufacturing shifts, and likely AFFF impacts. *Water Research*, *95*, 142–149. <https://doi.org/10.1016/j.watres.2016.02.055>
- Interstate Technology & Regulatory Council (ITRC). (2020). ITRC PFAS Fact Sheets: Environmental Fate and Transport for Per- and Polyfluoroalkyl Substances. Retrieved from <https://pfas-1.itrcweb.org/fact-sheets/>.
- James, C. A., Lanksbury, J., Khangaonkar, T., & West, J. (2020). Evaluating exposures of bay mussels (*Mytilus trossulus*) to contaminants of emerging concern through environmental sampling and hydrodynamic modeling. *Science of the Total Environment*, *709*, 136098. <https://doi.org/10.1016/j.scitotenv.2019.136098>
- Kim, S.-K., & Kannan, K. (2007). Perfluorinated Acids in Air, Rain, Snow, Surface Runoff, and Lakes: Relative Importance of Pathways to Contamination of Urban Lakes. *Environmental Science & Technology*, *41*, 8328–8334. <https://doi.org/10.1021/es072107t>
- Lanza, H. A., Cochran, R. S., Mudge, J. F., Olson, A. D., Blackwell, B. R., Maul, J. D., Salice, C. J., & Anderson, T. A. (2017). Temporal monitoring of perfluorooctane sulfonate accumulation in aquatic biota downstream of historical aqueous film forming foam use areas. *Environmental Toxicology and Chemistry*, *36*, 2022–2029. <https://doi.org/10.1002/etc.3726>
- Lau, C., Anitole, K., Hodes, C., Lai, D., Pfahles-Hutchens, A., & Seed, J. (2007). Perfluoroalkyl Acids: A Review of Monitoring and Toxicological Findings. *Toxicological Sciences*, *99*, 366–394. <https://doi.org/10.1093/toxsci/kfm128>
- Meador, J. P., Yeh, A., & Gallagher, E. P. (2017). Determining potential adverse effects in marine fish exposed to pharmaceuticals and personal care products with the fish plasma model and whole-body tissue concentrations. *Environmental Pollution*, *230*, 1018–1029. <https://doi.org/10.1016/j.envpol.2017.07.047>

- Michigan Department of Environmental Quality (MIDEQ). (2015). Reconnaissance Sampling of Perfluorinated Compounds in Michigan Surface Waters and Fish 2010 – 2014.
- Molina, E. D., Balander, R., Fitzgerald, S. D., Giesy, J. P., Kannan, K., Mitchell, R., & Bursian, S. J. (2006). Effects of air cell injection of perfluorooctane sulfonate before incubation on development of the white leghorn chicken (*Gallus domesticus*) embryo. *Environmental Toxicology and Chemistry*, *25*, 227. <https://doi.org/10.1897/04-414R.1>
- Munoz, G., Desrosiers, M., Duy, S. V., Labadie, P., Budzinski, H., Liu, J., & Sauvé, S. (2017). Environmental Occurrence of Perfluoroalkyl Acids and Novel Fluorotelomer Surfactants in the Freshwater Fish *Catostomus commersonii* and Sediments Following Firefighting Foam Deployment at the Lac-Mégantic Railway Accident. *Environmental Science & Technology*, *51*, 1231–1240. <https://doi.org/10.1021/acs.est.6b05432>
- Munsch, C., Bely, N., Pollono, C., & Aminot, Y. (2019). Perfluoroalkyl substances (PFASs) in the marine environment: Spatial distribution and temporal profile shifts in shellfish from French coasts. *Chemosphere*, *228*, 640–648. <https://doi.org/10.1016/j.chemosphere.2019.04.205>
- Newsted, J. L., Jones, P. D., Coady, K., & Giesy, J. P. (2005). Avian Toxicity Reference Values for Perfluorooctane Sulfonate. *Environmental Science & Technology*, *39*, 9357–9362. <https://doi.org/10.1021/es050989v>
- Newton, S., McMahan, R., Stoeckel, J. A., Chislock, M., Lindstrom, A., & Strynar, M. (2017). Novel Polyfluorinated Compounds Identified Using High Resolution Mass Spectrometry Downstream of Manufacturing Facilities near Decatur, Alabama. *Environmental Science & Technology*, *51*, 1544–1552. <https://doi.org/10.1021/acs.est.6b05330>
- Organisation for Economic Co-operation and Development (OECD). (2013). OECD/UNEP Global PFC Group: synthesis paper on per- and polyfluorinated chemicals (PFCs). Retrieved from https://www.oecd.org/env/ehs/risk-management/PFC_FINAL-Web.pdf
- Peden-Adams, M. M., Stuckey, J. E., Gaworecki, K. M., Berger-Ritchie, J., Bryant, K., Jodice, P. G., Scott, T. R., Ferrario, J. B., Guan, B., Vigo, C., Boone, J. S., McGuinn, W. D., DeWitt, J. C., & Keil, D. E. (2009). Developmental toxicity in white leghorn chickens following in ovo exposure to perfluorooctane sulfonate (PFOS). *Reproductive Toxicology*, *27*, 307–318. <https://doi.org/10.1016/j.reprotox.2008.10.009>
- Shi, Y., Vestergren, R., Zhou, Z., Song, X., Xu, L., Liang, Y., & Cai, Y. (2015). Tissue Distribution and Whole Body Burden of the Chlorinated Polyfluoroalkyl Ether Sulfonic Acid F-53B in Crucian Carp (*Carassius carassius*): Evidence for a Highly Bioaccumulative Contaminant of Emerging Concern. *Environmental Science & Technology*, *49*, 14156–14165. <https://doi.org/10.1021/acs.est.5b04299>
- Ullah, S., Huber, S., Bignert, A., & Berger, U. (2014). Temporal trends of perfluoroalkane sulfonic acids and their sulfonamide-based precursors in herring from the Swedish west coast 1991–2011 including isomer-specific considerations. *Environment International*, *65*, 63–72. <https://doi.org/10.1016/j.envint.2014.01.005>

- Wang, Y., Vestergren, R., Shi, Y., Cao, D., Xu, L., Cai, Y., Zhao, X., & Wu, F. (2016). Identification, Tissue Distribution, and Bioaccumulation Potential of Cyclic Perfluorinated Sulfonic Acids Isomers in an Airport Impacted Ecosystem. *Environmental Science & Technology*, *50*, 10923–10932. <https://doi.org/10.1021/acs.est.6b01980>
- Washington State Department of Ecology (Ecology). (2010). Perfluorinated Compounds in Washington Rivers and Lakes. Retrieved from <https://apps.ecology.wa.gov/publications/documents/1003034.pdf>
- Washington State Department of Ecology (Ecology). (2012). PBTs Analyzed in Bottom Fish from Four Washington Rivers and Lakes: Hexabromocyclododecane, Tetrabromobisphenol A, Chlorinated Paraffins, Polybrominated Diphenylethers, Polychlorinated Naphthalenes, Perfluorinated Organic Compounds, Lead, and Cadmium. Retrieved from <https://apps.ecology.wa.gov/publications/documents/1203042.pdf>
- Washington State Department of Ecology (Ecology). (2013). PBT Chemical Trends in Washington State Determined from Age-Dated Lake Sediment Cores, 2012 Sampling Results. <https://apps.ecology.wa.gov/publications/documents/1303036.pdf>
- Washington State Department of Ecology (Ecology). (2014). Pharmaceuticals, Personal Care Products, and Perfluoroalkyl Substances in Elliott Bay Sediments: 2013 Data Summary. Retrieved from <https://apps.ecology.wa.gov/publications/documents/1403049.pdf>
- Washington State Department of Ecology (Ecology). (2016a). Moses Lake Port Aircraft Rescue and Firefighting School – VCP Opinion on Site Cleanup – No Further Action. Retrieved from <https://apps.ecology.wa.gov/eim/search/Detail/Detail.aspx?DetailType=Study&SystemProjectId=99970718>
- Washington State Department of Ecology (Ecology). (2016b). Quality Assurance Project Plan: Statewide Survey of Per- and Poly-fluoroalkyl Substances in Washington State Rivers and Lakes. Retrieved from <https://apps.ecology.wa.gov/epublications/documents/1603110.pdf>
- Washington State Department of Ecology (Ecology). (2017). Survey of Per- and Poly-fluoroalkyl Substances in Rivers and Lakes, 2016. Retrieved from <https://apps.ecology.wa.gov/publications/documents/1703021.pdf>
- Washington State Department of Ecology (Ecology). (2018). Clark County Local Source Control Partnership Monitoring, Findings, and Recommendations, 2017. Retrieved from <https://apps.ecology.wa.gov/publications/documents/1803018.pdf>
- Washington State Department of Ecology (Ecology). (in prep). Per- and Poly-fluoroalkyl Substances in Freshwater Fish: Lakes Meridian, Sammamish, and Washington. Washington State Department of Ecology, Olympia, WA. Publication in preparation.
- Washington State Department of Fish and Wildlife (WFDW). (in prep). Toxics Biological Observation System (TBIOS) 108 sample analysis for 12 PFAAs and PFOSA. Washington State Department of Fish and Wildlife, Olympia, WA. Publication in preparation.

Washington State Department of Ecology (Ecology), & Herrera Environmental Consultants. (2010). Control of Toxic Chemicals in Puget Sound – Summary Technical Report for Phase 3: Loadings from POTW Discharge of Treated Wastewater. Retrieved from <https://apps.ecology.wa.gov/publications/documents/1010057.pdf>

Xiao, F., Gulliver, J. S., & Simcik, M. F. (2013). Perfluorooctane sulfonate (PFOS) contamination of fish in urban lakes: A prioritization methodology for lake management. *Water Research*, 47, 7264–7272. <https://doi.org/10.1016/j.watres.2013.09.063>

Zushi, Y., & Masunaga, S. (2009). Identifying the nonpoint source of perfluorinated compounds using a geographic information system based approach. *Environmental Toxicology and Chemistry*, 28, 691. <https://doi.org/10.1897/08-194.1>

List of acronyms

General acronyms

Table 57. Acronyms found in the environmental occurrence appendix.

Acronym	Definition
AFFF	Aqueous film forming foam
dw	Dry weight
DOH	Washington Department of Health
EPA	United States Environmental Protection Agency
fw	Fresh weight
g	Gram
in.	Inch
L	Liter
LOAEL	Lowest observable adverse effect level
LOQ	Limit of quantitation
µg	Microgram
MIDEQ	Michigan Department of Environmental Quality
ng	Nanogram
ww	Wet weight
WWTP	Wastewater treatment plant

Chemical names

Table 58. Chemical name acronyms found in the environmental occurrence appendix, excluding the acronyms listed in the table above.

Acronym	Chemical Name
4:2 FTS	4:2 fluorotelomer sulfonate
6:2 FTS	6:2 fluorotelomer sulfonate
8:2 FTUCA	8:2 fluorotelomer unsaturated carboxylic acid
FBSA	Perfluoro-1-butane-sulfonamide
PFAA	Perfluoroalkyl acid
PFAS	Per- and poly-fluorinated alkyl substances
PFBA	Perfluorobutanoic acid
PFBS	Perfluorobutane sulfonate
PFDA	Perfluorodecanoic acid
PFDoA	Perfluorododecanoic acid
PFDoDA	Perfluorododecanoic acid
PFDS	Perfluorodecane sulfonate
PFHpA	Perfluoroheptanoic acid

Acronym	Chemical Name
PFHxA	Perfluorohexanoic acid
PFHxS	Perfluorohexane sulfonate
PFNA	Perfluorononanoic acid
PFOA	Perfluorooctanoic acid
PFOS	Perfluorooctane sulfonate
PFOSA	Perfluorooctanesulfonamide
PFPeA	Perfluoropentanoic acid
PFTeDA	Perfluorotetradecanoic acid
PFTrDA	Perfluorotridecanoate
PFUnA	Perfluoroundecanoate
PFUnDA	Perfluoroundecanoic acid
T-PFAA	Total perfluoroalkyl acid (summed concentration)

Appendix 6: Ecological Toxicology

6.0 Overview

6.0.1 Findings

Salient findings in our review on ecotoxicology of per- and polyfluoroalkyl substances (PFAS) include the following:

- PFAS are globally distributed in the environment and biota (e.g., plants, algae, invertebrates, mammals, birds, fish), including locally in Washington state.
- Both short- and long-chain PFAS are environmentally persistent.
- Short-chain PFAS (e.g., perfluorobutane sulfonate [PFBS], perfluorohexanoic acid [PFHxA]) are more water soluble, more volatile, and show greater mobility in the environment (transport in water and air), relative to long-chain PFAS.
- Relative to short-chain PFAS (but with some notable exceptions, e.g., 6:2 fluorotelomer alcohol [6:2 FTOH]), long-chain PFAS (such as perfluorooctane sulfonate [PFOS], perfluorooctanoic acid [PFOA]) bioaccumulate to a greater extent within wildlife species, increasing their likelihood of eliciting adverse toxicological effects (e.g., endocrine disruption, immunotoxicity).
- Bioaccumulation factor (BAF) values in aquatic biota vary by specific PFAS compound, species, and tissue.
- PFOA and PFOS are the most widely studied of the long-chain PFAS in wildlife.
- Biomagnification is observed primarily in aquatic food webs with long-chain PFAS (e.g., marine mammals).
- Perfluoroalkyl carboxylic acid (PFCA) and perfluoroalkyl sulfonic acid (PFSA) bind to protein more readily than lipid and accumulate in protein-rich tissues (e.g., liver, blood) in wildlife.
- The proteinophilic nature and apparent deficiency in metabolic biotransformation of PFAS compounds influence their toxicokinetics (e.g., tissue distribution, bioaccumulation), species sensitivity, and biological effects.
- Surrogate species are often used to evaluate PFAS compounds in wildlife (especially for birds and mammals).
- PFAS effects range from subtle alterations in genetic expression to deficits in apical endpoints (e.g., growth, survival, reproduction), which may increase ecological risk (consistent with an adverse outcome pathway (AOP) framework).

6.0.2 Introduction

This appendix summarizes the ecotoxicology of per- and polyfluoroalkyl substances (PFAS). To address this objective, a range of PFAS compounds are included in order to evaluate several bioaccumulation and toxicity endpoints with representative aquatic and terrestrial wildlife species. The ecotoxicology of PFAS includes the following considerations:

- Distribution, concentration, and persistence.
- Bioaccumulation.
- Toxicokinetics (i.e., absorption, distribution, metabolism, and excretion (ADME)).
- Toxicological effects.

Distribution, concentration, and persistence of PFAS in the environment is described in [Appendix 5: Environmental Occurrence](#). As a result, the focus of this appendix is on bioaccumulation, toxicokinetics, and the resulting toxicological responses of biota to PFAS compounds.

PFAS terminology proposed by Buck et al. (2011) is used as overall guidance in this appendix. However, terminology specific to cited articles is not altered to avoid translation errors. In some cases, this conflicts with acronyms recommended by Buck et al. (2011). For example, in the wildlife study authored by Reiner and Place (2015), the PFAS acronym appears to denote perfluoroalkyl acids (PFAA), which include perfluoroalkyl carboxylic acids (PFCA) and perfluoroalkyl sulfonic acids (PFSA). Additionally, terminology presented by Kelly et al. (2009) and Houde et al. (2006a) include perfluoroalkyl contaminant (PFC) and polyfluoroalkyl substance (PFS), respectively, which both appear to denote PFAS.

6.1 PFAS chain length and representative PFAS

6.1.1 Short versus long-chain PFAS

An early step in the assessment of evaluating the potential risk of PFAS is to group the short- and long-chain substances based on the number of associated perfluorinated carbons.

As described in [Appendix 1: Chemistry, Section 1.1.1 PFAS terminology](#), short-chain PFAS contain up to five perfluorinated carbons terminating with a sulfonate group, or up to six perfluorinated carbons terminating with a carboxyl group (Buck et al., 2011). While resistant to degradation, these substances do not generally appear to be highly bioaccumulative or to have significant toxicological effects on ecological receptors (Environmental Protection Agency [EPA], 2017; Inventory Multi-Tiered Assessment Prioritisation [IMAP], 2017a, 2017b, 2017c).

Additional literature suggests that 6:2 FTOH, 6:2 fluorotelomer acrylate (6:2 FTAC), and 6:2 fluorotelomer methacrylate (6:2 FTMAC) (considered short-chain PFAS) would not meet the criteria for persistence, bioaccumulation, or toxicity based on the Stockholm Convention on Persistent Organic Pollutants (Ramboll Environ, 2016).

However, more recent research by Food and Drug Administration (FDA) investigators used pharmacokinetic data from published rat and human studies on 6:2 FTOH to estimate clearance, demonstrating that shorter-chain PFAS compounds may persist in mammalian tissues (i.e., exhibit “biopersistence”). Specifically, 6:2 FTOH is biopersistent, along with its

metabolite, 5:3 fluorotelomer carboxylic acid (5:3 A) (Kabadi et al., 2018, 2020). In particular, 5:3 A clearance decreased with increasing 6:2 FTOH exposure, and 5:3 A is an important biomarker of internal 6:2 FTOH exposure. In addition, 6:2 FTOH has been reported to be significantly more toxic than perfluorohexanoic acid (PFHxA), consistent with rapid elimination of PFHxA (Rice et al., 2020).

As summarized in Tables 59 and 60 (for perfluoroalkyl sulfonates and perfluorocarboxylates, respectively), research findings suggest that biomagnification and bioaccumulation increase as the number of fluorinated carbons also increase (Conder et al., 2008). Although short-chain PFAS are not bioaccumulative, according to regulatory criteria (BAF/BCF > 1000 – 5000 L/kg, according to Conder et al., 2008), high mobility and bioavailability lead to relatively high levels in fish tissues (Shi et al., 2018). Tables 59 and 60 refer to bioaccumulation factor (BAF) and bioconcentration factor (BCF). BAF is calculated as chemical concentration in the organism divided by chemical concentration in the surrounding medium (e.g., food, water), whereas BCF is calculated as chemical concentration in the organism divided by chemical concentration in water. That is, a BAF accounts for uptake from all exposure routes, whereas a BCF is limited to uptake from water only. A higher BAF indicates more contaminant accumulates within the organism, relative to environmental media.

Table 59. Perfluoroalkyl sulfonates. Example of the bioaccumulation potential of some PFAS, as related to the number of fluorinated carbons comprising each compound’s molecular structure (Conder et al., 2008).

# fluorinated carbons	Compound	Frequency of detection	BAF/BCF values (L/Kg)	Biomagnification	Bioaccumulative
4	PFBS	Not detected	< 1	No	No
6	PFHxS	Detected in some wildlife	10	No	No
8	PFOS	Detected in most wildlife	18 – 11,000	Possibly	Yes

Table 60. Perfluorocarboxylates. Example of the bioaccumulation potential of some PFAS, as related to the number of fluorinated carbons comprising each compound’s molecular structure (Conder et al., 2008).

# fluorinated carbons	Compound	Frequency of detection	BAF/BCF values (L/Kg)	Biomagnification	Bioaccumulative
4 – 6	PFPn, PFHx, PFHp	Not detected or infrequently detected	< 1	No	No

# fluorinated carbons	Compound	Frequency of detection	BAF/BCF values (L/Kg)	Biomagnification	Bioaccumulative
7	PFO	Detected in some wildlife	2 – 570	No	No
8 – 13	PFN, PFD, PFU, PFDo, PFTri, PFT	Detected in most wildlife	100 – 23,000	Possibly	Possibly

As discussed in [Appendix 1: Chemistry, Section 1.1.1 PFAS terminology](#), long-chain PFAS contain seven or more perfluorinated carbons terminating with a carboxylate group, or six or more perfluorinated carbons terminating with a sulfonate group (Buck et al., 2011; Organisation for Economic Co-operation and Development [OECD], 2013; Wang et al., 2017). These chemicals also resist degradation. Data in Tables 60 and 61 (Conder et al., 2008) limit bioaccumulation to PFAS with eight or more fluorinated carbons. In contrast to short-chain PFAS, recent data confirm that long-chain PFAS tend to be more bioaccumulative and produce adverse toxicological effects to both upland and aquatic ecological receptors, even at relatively low contaminant levels (IMAP, 2017d, 2017e, 2017f, 2017g).

Relative to long-chain PFAS, it is important to note that there appears to be less research available on short-chain PFAS. Although bioaccumulation may be lower, short-chain PFAS are more water soluble and show greater mobility in the environment, relative to long-chain PFAS (Guelfo & Higgins, 2013; Interstate Technology & Regulatory Council [ITRC], 2020a; Wang et al., 2015). However, the information presented above indicates that the potential risk of these short-chain PFAS substances (e.g., PFBS, PFPn, PFHx, PFHp) is generally less than that of the long-chain substances (e.g., PFOA, PFOS) to both aquatic and upland ecological receptors. As a result, this review will focus on evaluating the potential risks of long-chain PFAS on ecological receptors.

6.1.2 Representative PFAS substances

As mentioned earlier, the potential risk for ecological receptors is much greater for the general class of chemicals known as long-chain PFAS. It is important to note that most of the information presented in this review is derived from the most commonly detected long-chain PFAS (i.e., PFOA and PFOS). The rationale for using these two specific chemicals as representative of the general class of long-chain PFAS chemicals is:

- PFOA and PFOS are the most widely studied of the long-chain PFAS (e.g., OECD, 2002).
- These chemicals are structurally related, in that one of the defining characteristics that differentiates the chemicals within this class from other classes is chain length (or number of carbon atoms in the molecule).
- The carbon-fluorine bonds are among the strongest in organic chemistry, which renders them practically non-biodegradable and persistent in the environment (Key et al., 1997; Lau et al., 2007; Prescher et al., 1985), including their presence and persistence in:
 - Water.

- Soil and sediment.
- Ambient air.
- Aquatic and terrestrial wildlife.
- The toxicokinetics and toxicological response for these chemicals appears closely related, depending on species observed (Kelly et al., 2009; Lau et al., 2007; Lindstrom et al., 2011; White et al., 2011).

6.2 Bioaccumulation

Fluorine atoms are substituted for the hydrogen atoms that compose part of the hydrocarbon backbone in PFAS compounds. The fluorine-carbon bonds present in PFAS compounds confer high chemical and thermal stability, which contributes to their persistence in the environment and resistance to natural degradation. Despite commercial and industrial use for more than 50 years, only in the past 20 years have low level detections revealed that PFAS are globally distributed in the environment and biota (Li, 2009; Stahl et al., 2009). Some long-chain PFAS bioaccumulate in the environment and can also undergo biomagnification (Stahl et al., 2011).

As discussed in Appendices [3: Sources and Uses](#), [4: Fate and Transport](#), and [8: Biosolids](#) PFAS are released to the environment and transported over various pathways (e.g., soil, water, air), potentially exposing biota. For example, PFOA and PFOS are the major PFAS contaminants found in oceanic waters (Yamashita et al., 2015), and PFCAs (e.g., perfluorooctanoate [PFO], perfluorononanoate [PFN], or perfluorodecanoate [PFD])) have been detected in a variety of wildlife across the globe (Conder et al., 2008; Houde et al., 2006b; Tao et al., 2006). PFCA tissue residues confirm the widespread presence of these compounds from multiple sources (Prevedouros et al., 2006).

PFAS stability and water solubility have allowed for considerable transport through marine environments (Yamashita et al., 2005). Many studies report concentrations of PFAS in marine organisms (e.g., Giesy & Kannan, 2002; Houde et al., 2011). These studies found significant levels of several PFAS (including PFOS, PFOA, PFHxS, PFOSA) worldwide in a wide array of mammal, bird, and fish species, including grey seals, polar bears, brown pelicans, black footed albatross, bald eagles, and yellow-fin tuna. PFAS are easily accumulated throughout all trophic levels, including at the lowest levels of grazing, filtering, and shredding invertebrates (Ahrens & Bundschuh, 2014).

Available evidence shows the likely potential for bioaccumulation or biomagnification in marine or terrestrial species (EPA, 2009). Biomagnification results in greater levels of PFAS in animals higher on the food chain (e.g., seals, polar bears), relative to animals at lower trophic levels (Ahrens & Bundschuh, 2014; Houde et al., 2011). PFOS and longer chain PFCAs (> C₈) bioaccumulate and persist in protein-rich compartments of fish and birds, and in marine mammal tissues, such as carcass, blood, and liver (Conder et al., 2008). Carcass typically consists of bones, but sometimes includes head, fins, skin, or feathers, as well. PFOS has been the most frequently detected PFAA in zooplankton and other invertebrate studies (Reiner & Place, 2015). However, these authors note that while some studies have shown concentrations of PFOS and other PFAAs very close to detection limits, more recent studies have improved

analytical techniques (e.g., lower detection limits, better recovery, and use of reference materials), which produce less uncertainty in analytical results.

Levels of PFASs and PFCAs in organisms are consistently measured at higher levels compared to other PFAS, and chain lengths of eight and above predominate (Martin et al., 2013; Dassuncao et al., 2017). In fact, many studies have suggested that PFCAs and PFASs with shorter than seven and six fluorinated carbons, respectively, would not be considered bioaccumulative according to common regulatory criteria (Conder et al., 2008; Martin et al., 2013). However, there may be exceptions to this.

As described in [Appendix 5: Environmental Occurrence](#), such chemicals have also been identified in wildlife present in Washington state. For example, PFOS and other long-chain PFAAs have been detected in freshwater and marine fish fillet and liver samples, as well as in osprey eggs (Ecology, 2017, in prep.). However, detection of chemicals in wildlife does not necessarily imply high bioaccumulation potential for any specific chemical, but does comprise a standard element of many environmental monitoring programs.

The large number of biota samples collected that contain quantifiable amounts of PFCAs, the ongoing scientific discourse regarding the high persistence and long-range fate and transport of PFCAs, and perceived similarities with perfluorinated sulfonates (including PFOS) have prompted concerns regarding the bioaccumulation potential of PFCAs (Conder et al., 2008). For example, due to their persistence and ability to transport long distances, animals do not need to be near emission sources of PFAS to show bioaccumulation. In particular, one study has shown elevated levels of PFAS in Scandinavian marine animals, although there is no production of PFAS in Scandinavia (Roos et al., 2013). In addition to long-range transport, PFOS is reported to have a very low Henry's law constant (i.e., ratio of a chemical concentration in the air to its concentration in water), indicating aquatic environments may be a significant sink for PFOS with a potential for bioaccumulation in fish (Boudreau et al., 2003).

Plants have been shown to take up some types of PFAS from the soil (Ahrens et al., 2016; Blaine et al., 2014), an issue of concern, since, for example, agricultural fields have the potential to be treated with PFAS-contaminated biosolids from WWTPs. Certain types of PFAS (e.g., shorter chain PFAS) can accumulate in leaves, fruits, and roots, with levels correlating with water content of the plant (Blaine et al., 2013; Scher et al., 2018). Concentrations of PFOA and PFOS in plants vary greatly, depending on the concentrations applied to the soil and soil-to-plant uptake factors. The uptake and transfer of these substances to vegetative parts of the plants appear to be greater than the transfer to storage organs within the plants (Stahl et al., 2009).

PFAA studies of birds have benefited from having species derived from many regions of the planet, including both aquatic and terrestrial ecosystems, representing a broad range of PFAA sources. The majority of these studies focus on birds from the Arctic, North America, and Europe. However, there does appear to be limited studies from the Southern Hemisphere (Antarctica and the Southern Ocean). Although initial wildlife studies focused on PFOS and PFOA, subsequent studies have expanded to include PFASs, PFCAs, and PFAA precursors (e.g., FT alcohols, sulfonamide ethanols, perfluorosulfonamides, FT saturated and unsaturated carboxylic acids) (Reiner & Place, 2015).

In an earthworm study focused on bioaccumulation of PFAAs, the highest BAF (139 g soil dry wt/g worm dry wt) was observed for PFHxS in a soil contaminated with firefighting foam (Rich et al., 2015). BAFs increased with chain length for PFCAs but decreased with chain length for PFSAs (Rich et al., 2015). The unexpected finding for PFSAs may relate to decreased bioavailability. Overall, results from this study indicated that PFAA bioaccumulation into earthworms depends on soil concentrations, soil characteristics, analyte, and duration of exposure, and that accumulation into earthworms may be a potential route of entry of PFAAs into terrestrial foodwebs (Rich et al., 2015).

Other studies have assessed PFAS uptake in terrestrial biota. For example, Das et al. (2015) reported BAFs, ranging from 1.2 – 13.9 in earthworms exposed to soils contaminated with aqueous film forming foams (AFFF) containing PFOS. In their study, BAFs were higher from soils with lower PFOS concentrations. In another study, biota-soil accumulation factors (BSAFs) in earthworms increased as PFAS chain length increased (Mohammadi, 2015). However, chain length had an inverse effect in zucchini plants, showing a decreased BCF with longer chain length (Mohammadi, 2015), similar to results of Rich et al. (2015) noted above for PFSAs. In addition, Mohammadi (2015) reported no significant differences in BSAF or BCF among PFAS compounds with the same chain length but different functional groups. However, Shi et al. (2018) found that functional group was a relatively more important predictor of internal distribution than chain length for PFAS in an aquatic study.

In summary, bioaccumulation is generally apparent for a variety of long-chain PFAS compounds in both terrestrial and aquatic wildlife. However, as shown in Table 61, BAF values in aquatic biota vary by specific compound, species, and tissue.

Table 61. BAF values for aquatic biota.

PFAS	Species	Tissue	BAF (L/Kg)	Reference
PFOS	Bluegill	Fillet	2,700	MPCA, 2013
PFOS	Carp	Fillet	1,237	MPCA, 2013
PFOS	Freshwater Drum	Fillet	3,077	MPCA, 2013
PFOS	Smallmouth Bass	Fillet	2,845	MPCA, 2013
PFOS	White Bass	Fillet	4,618	MPCA, 2013
PFOS	Common Shiner	Liver	6,300 – 125,000	Moody et al., 2002
PFOS	Rainbow Trout	Carcass	690	ECCC, 2017
PFOS	Rainbow Trout	Blood	3,100	ECCC, 2017
PFOS	Rainbow Trout	Liver	2,900	ECCC, 2017
PFOS	Phytoplankton	Whole body	169	Loi et al., 2011
PFOS	Lake Trout	Whole body	31,623	De Silva et al., 2011
PFOA	Phytoplankton	Whole body	292	Loi et al., 2011
PFOA	Lake Trout	Whole body	126	De Silva et al., 2011
PFOA	Rainbow Trout	Blood	27	OECD, 2008
PFOA	Rainbow Trout	Liver	8	OECD, 2008
PFOA	Rainbow Trout	Whole body	4	OECD, 2008
PFHxS	Phytoplankton	Whole body	58	Loi et al., 2011

PFAS	Species	Tissue	BAF (L/Kg)	Reference
PFNA	Phytoplankton	Whole body	1,650	Loi et al., 2011
PFDA	Phytoplankton	Whole body	765	Loi et al., 2011
PFECHS	Lake Trout	Whole body	631	De Silva et al., 2011
PFUnDA	Phytoplankton	Whole body	4,510	Loi et al., 2011

PFOS is typically a dominant PFAS compound in fish (Taniyasu et al., 2003; Yoo et al., 2009), although internal distribution and relative PFAS compound concentrations in fish depend on tissue (e.g., blood versus liver) and their proteinophilic properties (Jeon et al., 2010). Shi et al. (2018) observed that BAF patterns in carp are most consistent with protein-binding mechanisms, although partitioning to phospholipids may contribute to the accumulation of long-chain PFAS in specific tissues. Among several PFOS isomers, linear PFOS represented a much higher proportion of total PFOS (sum of linear and branched isomers) in zooplankton and fish (Houde et al., 2008). BAFs for linear PFOS were also greater than for branched PFOS isomers in this food web (Houde et al., 2008). Longer chain PFCAs (e.g., C₁₂, C₁₄) were associated with higher BCFs in carp (10,000 – 17,000), relative to shorter chain PFCAs (e.g., C₈, C₁₁) (Inoue et al., 2012). In this study, viscera contained higher PFAS concentrations than head and integument in carp. With most PFAS compounds (except PFOA), a positive correlation has been observed between BCF in blackrock fish and salinity (Jeon et al., 2010).

Due to the persistence of all PFAAs, including short-chain PFAAs, exposure will continue regardless of accumulation because bioaccumulation is not required for sustained internal exposure (Cousins et al., 2016). For this reason, the Norwegian and German environmental agencies have proposed adding a new designation to the REACH Substances of High Concern list—mobile (M) and very mobile (vM). This would allow short-chain compounds, which do not categorize as persistent, bioaccumulative, and toxic (PBT) since they are not bioaccumulative, to still be added to the list as persistent, mobile, and toxic (PMT) (Kotthoff & Bucking, 2018; Turley, 2018). The theory is that PMT compounds would be an equivalent concern to PBT compounds, since they would also have sustained exposure.

In summary, bioaccumulation within the organism appears to be dependent on chain length. PFAS that contain six or more perfluorinated carbons have the potential to bioaccumulate within ecological receptors. It is apparent that wildlife from around the world are exposed to PFAS compounds. The main compound found in most wildlife species is PFOS. However, especially in more recent studies, long-chain PFCAs are frequently detected and measured (Reiner & Place, 2015).

6.3 Toxicokinetics

The toxicokinetic properties and toxicological responses of PFOS and PFOA have been studied in some detail. These chemicals may act as endocrine disruptors, although their molecular mechanisms are still debated (Kang et al., 2019). Immunotoxicity seems to be another effect. For example, the literature demonstrates a high confidence in the association between PFOA exposure and suppressed antibody response in animals (NTP, 2016). While there appears to be more literature available for aquatic than upland biota, enough information is available for both to summarize the fate, as well as possible adverse effects, of these contaminants. In particular, animal studies with both PFOS and PFOA have shown that they are well-absorbed orally, but poorly eliminated, not metabolized, and undergo extensive re-uptake from enterohepatic circulation (Lau, et al. 2007). Enterohepatic circulation refers to the circulation of the chemical from the liver to the bile, followed by entry into the small intestine, absorption by the intestinal absorptive cells, and then transport back to the liver.

Unlike most other bioaccumulating compounds, PFAAs do not bind to lipids (fats), but instead bind to proteins (Jones et al., 2003). Because of this, they are found mostly in the liver and blood (Norden et al., 2013), which lessens the utility of using measures such as K_{ow} (octanol-water partition coefficient) to predict bioaccumulation. K_{ow} is not particularly relevant for assessing PFAS distribution in tissues. Thus, it is difficult to predict bioaccumulation of PFAS compounds, such that evaluating bioaccumulation may require experimental testing.

Conder et al (2008) also noted that the principal repository of bioaccumulated PFCA and PFSA in organisms is not lipid but protein. Although a portion of these chemicals is hydrophobic and may interact with lipids, the presence of the carboxylate or sulfonate functional group imparts high hydrophilicity, thereby making the molecule partly lipophilic and partly hydrophilic (Houde et al., 2008; Shi et al., 2018).

Several studies have suggested that PFAAs are proteinophilic. For example, PFO in both rats and humans was strongly associated with serum albumin and other cytosolic proteins, and the proteinophilic nature of this class of chemicals has been hypothesized for the longer-chain PFAS (seven to eight fluorinated carbons). In support of this hypothesis, PFD (nine fluorinated carbons) has been shown to be more potent than PFO (seven fluorinated carbons) in binding to avian and carp serum proteins (Conder et al., 2008).

Therefore, in general, studies indicate that PFAAs are proteinophilic. For example, the tissue distribution of PFOA is dictated, to some extent, by its ability to bind plasma and other proteins (Kennedy et al., 2004). In contrast to the protein-binding ability of those chemicals with longer fluorinated carbon chains, the shorter perfluorinated compounds (PFSA and PFCA with four and three fluorinated carbons, respectively) were found to be one to two orders of magnitude less proteinophilic (Conder et al., 2008).

6.4 Toxicological Effects

Comparing adverse effects among studies can be confounded by differences in species and gender, as well as experimental differences in dose regimen (e.g., spacing, magnitude, duration, and route of administration). However, if the toxic mechanism is conserved, and some measure of the tissue concentration (i.e., dosimetry) at the biological target can be determined, then it is expected that this dosimetric anchor would be conserved across studies. Careful consideration of toxicokinetics is therefore required in order to link chemical exposure to toxicity (Wambaugh, 2015). Tables 63, 64, and 65 presented later in this section illustrate effects associated with chemical concentrations in water (aquatic species) or chemical dose (upland species).

6.4.1 Aquatic biota

Several toxicological effects have been tabulated for PFOA and PFOS in aquatic biota (Tables 63 and 64). A variety of endpoints and effect concentrations are listed. As expected, gene expression effects occur at low concentrations, relative to concentrations linked with deficits in apical endpoints (e.g., growth, survival, reproduction) (Table 62). This observation is consistent with an adverse outcome pathway (AOP) framework, ranging from a molecular initiating event to lethality (Ankley et al., 2010; Kramer et al., 2011).

Table 62. Toxicological effects of PFOA and PFOS in freshwater species.

Chemical	Species	Concentration (µg/L)	Effect	Reference
PFOA	Blue-green algae	5,000 (LOEC)	Physiology/Membrane potential	Rodea-Palomares et al., 2015
PFOA	Atlantic salmon	100 (LOEC)	Genetics/Bone development	Spachmo & Arukwe, 2012
PFOS	African clawed frog	0.1 (LOEC)	Genetics/Up-regulation of thyroid hormone regulated genes	Cheng et al., 2011
PFOS	Water flea	312.5 (LOEC)	Reproduction	Ji et al., 2008
PFOS	Fathead minnow	3,300 (NOEC)	Survival	Drottar & Krueger, 2000

Notes:

- LOEC is lowest observed effect concentration.
- NOEC is no observed effect concentration.

Freshwater biota

It has been reported that PFAS inhibited growth and had detrimental effects on photosynthesis on green algae (*P. subcapitata*, *S. capricornutum*, and *C. vulgaris*) (Boudreau et al., 2003; Ding et al., 2012), as well as the floating macrophyte, *L. gibba* (Boudreau et al., 2003). PFOS has been shown to be moderately toxic to aquatic invertebrates with acute toxicity values (48 and 96 hr LC50) in the range of 10 – 300 mg/L, while PFOA has been shown to be only slightly toxic to aquatic invertebrates, with toxicity values in the range of 100 – 1,000 mg/L (Li, 2009).

OECD (2002) lists a 42 d NOEC (survival) of 0.3 mg/l in an early life stage test with fathead minnows, using the potassium salt of PFOS. Although no significant effects were observed in another study (Ankley et al., 2005) on survival and growth for developing fathead minnows over 24 days at this same concentration (0.3 mg/L PFOS), these authors reported a 21-day EC50 (fecundity) of 0.23 mg/L PFOS in adult fish. This highlights the influence of life stage, test duration, and endpoint on effect concentration. PFOA concentrations were observed in the following order in the tissues of rainbow trout (*Oncorhynchus mykiss*): blood > kidney > liver > gall bladder > gonads > adipose > muscle tissue, at average water exposure concentrations between 0.014 and 1.7 µg/L (Martin et al., 2003). PFAAs also were detectable in the gills, suggesting that this was the site of uptake, depuration, or both, as has been determined for other xenobiotics (Martin et al., 2003).

Table 63. Toxicological effects of PFOA and PFOS in saltwater species.

Chemical	Species	Concentration (µg/L)	Effect	Reference
PFOA	Sea urchin	20,000 (LOEC)	Growth/length	Mhadhbi et al., 2012
PFOA	Mysid	7,800 (EC10)	Mortality	Mhadhbi et al., 2012
PFOS	Mysid	530 (LOEC)	Survival	Drottar & Krueger, 2000
PFOS	Algae	12,200 (EC10)	Population/growth rate	Mhadhbi et al., 2012
PFOS	Mysid	3,200 (EC10)	Mortality	Mhadhbi et al., 2012
PFOS	Sea urchin	2,000 (EC10)	Growth/length	Mhadhbi et al., 2012

Notes:

- LOEC is lowest observed effect concentration.
- EC10 is 10% effect concentration.

Marine environment

Marine diatoms are far more sensitive to PFCAs than green algae, probably because of differences in cell wall structure (Latala et al., 2009). These authors recommended that further research focus on effects of PFAS mixtures and their derivatives in aquatic systems.

Biomagnification of PFOS, along a marine food chain (Greenland and Faroe Islands), was in the order shorthorn sculpin > ringed seal > polar bear (Bossi et al., 2005). The greatest concentration of PFOS was found in the liver of polar bears (mean = 1,285 ng/g wet wt, n = 2). In a lower latitude region (southeastern U.S.), PFOS and C₈ and C₁₀ PFCAs concentrations have been detected in dolphin plasma and tissue samples, and long-chain PFCAs were found to biomagnify in this dolphin food web (Houde et al., 2006a). Although dolphins in southern Australia contained relatively high PFOS concentrations in liver, adverse effects were not apparent (Gaylard, 2017).

In contrast, data presented on PFOS exposure to marine wildlife (e.g., nursing beluga whale calves) suggests risk for developmental impacts in a Canadian Arctic marine food web (Kelly et al., 2009). PFOS and C₈–C₁₄ PFCAs were highly bioaccumulative in this Arctic marine food web.

However, biomagnification of perfluorinated acids (e.g., PFCAs, PFSA) was seen in air-breathers (e.g., seals, whales, polar bears) but not in water-breathers (e.g., fish). The lack of PFAS biomagnification observed in water-respiring biota may be due to high aqueous solubility of these PFAS compounds, along with their efficient respiratory elimination via gills. In contrast, resistance to metabolism and low volatility (such as slow protein or air elimination) of PFAS results in biomagnification in air-breathing wildlife (Kelly et al., 2009).

6.4.2 Terrestrial biota

Upland plants (and surrogates)

Surrogate plant species are often used to evaluate the effect of contaminants on native wild plant species (EPA, 2012). For example, effects of PFAS on growth and reproduction have been studied in lettuce, pak choi, and cucumber (Ding et al., 2012; Li et al., 2009). In these studies, there were no obvious effects on seed germination for these species. However, based on EC₁₀, EC₅₀, and NOECs, the five-day root elongation sensitivity of test plants to both PFOS and PFOA were in the order lettuce > pak choi > cucumber (Li et al., 2009). In addition, another study evaluated effects of seven PFCs (PFBA; 2,2,3,3,4,4,5,5 Octafluoro-1-pentanol; PFOA; PFNA; PFDA; PFUnA; PFDaA) in a five-day test on root elongation of lettuce (*L. sativa*) (Ding et al., 2012). This study indicated that toxic effects of the seven PFCs increased with increasing fluorinated carbon chain length. It should be noted that extrapolating effects of PFAS on these surrogate test species to upland plants introduces additional uncertainty into an assessment of wild native plants.

Upland animal wildlife (and surrogates)

Limited information is available on the toxicokinetics and toxicological properties of PFOS and PFOA on upland wildlife receptors. Because few studies have determined safe exposure levels (NOAELs) for situations in which wildlife have been exposed over an entire lifespan or several generations, chronic exposures to a particular chemical are often estimated from toxicity studies conducted on a surrogate species with standard protocols. In many cases, the only available information is from studies on a laboratory species (primarily rats and mice) (Sample et al., 1996). While not ideal, these surrogate species do provide valuable information.

For example, a study was performed exploring the induction of liver tumors in Wistar rats for several chemicals, including PFOA (Abdellatif et al., 1990). In comparison to controls, this study indicated that PFOA caused a 24-fold increase in the peroxisomal β -oxidation of fatty acids, but only about a 2-fold increase in catalase activity. These results suggest that PFOA has a promoting action on liver carcinogenesis.

In other laboratory studies, exposure to PFOA significantly increased relative liver weights in offspring in all treatment groups in a full gestation study. Offspring of PFOA-treated dams exhibited significantly stunted mammary epithelial growth, as assessed by developmental scoring (Macon et al., 2011). Evaluation of internal dosimetry in offspring revealed that PFOA concentrations remained elevated in liver and serum for up to six weeks and that brain concentrations were low and undetectable after four weeks. Additionally, in wild-type mice, concentrations of PFOA measured in the serum and liver were directly correlated with

increasing dose to the animal, while the livers had ultrastructural changes induced by PFOA (Wolf et al., 2008).

In an air cell injection study of PFOS with white leghorn chicken embryos, Molina et al. (2006) report an LD50 of 4.9 µg/g egg (embryos) and a LOAEL of 0.1 µg/g egg (reduced hatchability). Pathological changes in the liver were observed at doses as low as 1.0 µg/g egg, including bile duct hyperplasia, periportal inflammation, and hepatic cell necrosis. Based on reproductive studies with mallard and northern bobwhite, Molina et al. (2006) suggest that the chicken embryo is considerably more sensitive to PFOS, as compared with wild avian species. NOAELs, LOAELs, toxicity reference values (TRVs), and predicted no effects concentrations (PNECs) have been derived for dietary PFOS exposure for the mallard and northern bobwhite quail (Newsted et al., 2005). Toxicological endpoints included mortality, growth, feed consumption, and histopathology. Reproductive endpoints included egg production, fertility, hatchability and survival, and growth of offspring. Newsted et al. (2005) report a TRV of 0.021 mg/kg bw/d and a PNEC of 0.013 mg/kg bw/d for dietary PFOS intake, proposing that these benchmarks are protective of avian populations.

It was not Ecology’s objective to present a comprehensive review of all PFAS chemicals with effects data in birds and mammals. Rather, a representative sample of reproductive and developmental effects on surrogate terrestrial animal species for several PFAS chemicals is presented in Table 64. Again, a variety of endpoints and dose levels are listed. In some cases, NOAELs and LOAELs were identified for selected endpoints from the study. Most of these data are for surrogate test animals, which imperfectly represent wildlife species.

Table 64. Reproductive and developmental effects of selected PFAS compounds in terrestrial upland and surrogate animal species (Stahl et al., 2011).

Chemical and dose	Species	Exposure period (gestation days)	Effect	NOAEL	LOAEL	Reference
PFOS 1 – 10 mg/kg BW/d	Rats	6 – 15	Decreased body mass and lens abnormalities	5 (fetal, maternal)	10 (fetal, maternal)	Gortner, 1980
PFOS 10 – 150 mg/kg feed	Quail	NR	Decreased viability of the 14 day old progeny; slight increase in incidences of small testes, however spermatogenesis and fertility were not affected	<10 mg/kg feed (progeny)	10 mg/kg feed (progeny)	Newsted et al., 2007

Chemical and dose	Species	Exposure period (gestation days)	Effect	NOAEL	LOAEL	Reference
PFOS 0.1 – 3.75 mg/kg BW/d	Rabbits	6 – 20	Decrease in weight gain of the maternal animal; decreased birth weight and delayed ossification	0.1 (maternal), 1 (fetal)	1 (maternal), 2.5 (fetal)	Case et al., 2001
PFOS 1 – 5 mg/kg egg	Leghorn chickens	Before incubation	No effect on hatching rate; increased spleen mass; right wings shorter; frequent occurrence of brain asymmetry; decreased immunoglobulin; increased plasma lysozyme activity; increased liver mass; increased body length	<1 mg/kg egg	1 mg/kg egg	Peden-Adams et al., 2009
APFO 1 – 30 mg/kg	Rats	NR	Decreased body weight; increased liver and kidney mass; decreased birth weight; delayed puberty; increased mortality rate after weaning	>30 mg/kg (parent and F1 reproduction), 10 mg/kg (F1 mortality and birth weight)	1 mg/kg (parent and F1 male decreased body weight (BW) and organ weight increases), 30 mg/kg (F1 increased mortality, decreased birth weight)	Butenhoff et al., 2004

Chemical and dose	Species	Exposure period (gestation days)	Effect	NOAEL	LOAEL	Reference
PFOA 1 – 40 mg/kg BW/d	Mice	During gestation	Liver enlargement; decrease in full term gestation, viable fetuses, fetus weight, and postnatal viability; growth deficit; delayed opening of eyes; accelerated sexual maturity of male progeny	10 (dam weight gain), <1 (dam liver mass), 3 (offspring survival), 1 (offspring growth)	20 (dam decreased weight gain), 1 (dam liver enlargement), 5 (lower offspring survival), 3 (offspring growth deficit)	Lau et al., 2006
PFOA 5 – 40 mg/kg egg	Chickens	Before incubation	Impaired hatching rate; high prevalence of splayed legs; chicks with partial or complete loss of yellow pigment in the down	<5 mg/kg egg (hatching success), 20 mg/kg egg (splayed legs), 5 mg/kg egg (abnormal pigmentation)	5 mg/kg egg (decreased hatching), 40 mg/kg egg (splayed legs), 20 mg/kg egg (abnormal pigmentation)	Yanai et al., 2008
PFBA 35 – 350 mg/kg BW/d	Mice	1 – 17	No adverse effects on survival rate of progeny or their postnatal growth; delayed opening of eyes; delayed onset of puberty; at the highest dosage, loss of complete litter	<35 (maternal weight gain, fetus weight, neonatal survival, postnatal growth)	35 (offspring delayed eye opening), 175 (offspring delayed onset of puberty), 350 (full litter loss)	Das et al., 2008
PFDA 0.25 – 32 mg/kg BW/d	Mice	10 – 13	Decrease in weight gain of maternal animal at high doses, fetal body weight reduced a low doses, no malformations observed	>32 no malformations	16 (maternal decreased wt gain), 0.5 (fetal wt reduced)	Harris & Birnbaum, 1989

Notes:

- NR is not reported.
- NOAEL is no observed adverse effect level.
- LOAEL is lowest observed adverse effect level.

- Dose, NOAEL, and LOAEL are presented in units of [mg/kg BW/d] or in units indicated.
- Exposure period presented as gestation days or as indicated.

6.5 Data gaps and recommendations

6.5.1 Data gaps

Broad data gaps exist in exposure and effects assessment for wildlife species. For example, surrogate species are often used to represent wildlife species, exposure pathways are incompletely elucidated (such as food chain exposures), and cleanup levels for ecological receptors are generally lacking. Because the literature is rapidly expanding in the areas of PFAS ecotoxicity and ecorisk, this review is not comprehensive but instead serves as a snapshot of the subject.

Recent efforts to investigate PFAS ecotoxicity and ecorisk in the U.S. include:

- EPA's PFAS Action Plan (EPA, 2019).
- A focused topic meeting organized by the Society of Environmental Toxicology and Chemistry (SETAC), held in August 2019 (SETAC, 2019).
- A document produced by the ITRC (ITRC, 2020b).
- Research conducted by the Strategic Environmental Research and Development Program (SERDP) and the Environmental Security Technology Certification Program (ESTCP), which are DOD programs (DOD, 2019; Conder et al., 2020; Divine et al., 2020).

6.5.2 Recommendations

Organizations in the U.S. (e.g., EPA) and internationally (e.g., European Union [EU]) are pursuing research and developing guidance that will fill regulatory gaps related to PFAS and ecotoxicology. As such, Ecology could leverage some of this work to implement many of the broader, more generic recommendations listed below. Perhaps in some cases, the needed information could be generated or adapted by Ecology to unique features in Washington state (such as PFAS environmental monitoring or protection of orcas in Puget Sound), depending on agency resources like funding and staff time.

Based on the analysis in this appendix, we make the following sub-recommendations as part of Recommendation 2.1:

Recommendation 2.1: Establish PFAS cleanup levels for soil, surface water, and sediment for ecological receptors:

- Ecology will conduct monitoring for PFAS compounds in environmental media (soils, surface waters, sediment) and wildlife tissue to identify sources of contamination and to assess exposure.
- Once sufficient supporting data are available, Ecology plans to develop cleanup levels for individual or mixtures of PFAS for soil, sediment, fresh water, and salt water to protect ecological receptors.

- In this context, the following activities will be implemented to support activity under the recommendations above:
 - Trophic transfer and bioaccumulation of PFAS compounds should be further evaluated in aquatic and terrestrial food webs to further understand exposure.
 - Selected individual PFAS compounds, as well as common PFAS mixtures, should be evaluated for ecotoxicity in aquatic and terrestrial biota, using both laboratory and field methods.
 - Ecological risk assessment should be performed for PFAS compounds by detailing exposure and effects in order to estimate risks to nonhuman biota.
 - An uncertainty analysis should accompany PFAS ecorisk assessment to promote transparency in the risk assessment and communication processes and to more clearly identify data gaps.
 - Results of these risk assessments should support potential interventions (for example, species protections) and characterization of potential impacts on ecological services.

References

- Abdellatif, A. G., Pr at, V., Vamecq, J., Nilsson, R., & Roberfroid, M. (1990). Peroxisome proliferation and modulation of rat liver carcinogenesis by 2,4-dichlorophenoxyacetic acid, 2,4,5-trichlorophenoxyacetic acid, perfluorooctanoic acid and nafenopin. *Carcinogenesis*, *11*, 1899–1902. <https://doi.org/10.1093/carcin/11.11.1899>
- Ahrens, L., & Bundschuh, M. (2014). Fate and effects of poly- and perfluoroalkyl substances in the aquatic environment: A review. *Environmental Toxicology and Chemistry*, *33*, 1921–1929. <https://doi.org/10.1002/etc.2663>
- Ahrens, L., Hedlund, J., D rig, W., Tr ger, R., & Wiberg, K. (2016). Screening of PFAS in groundwater and surface water. *Swedish Environmental Protection Agency*. https://pub.epsilon.slu.se/13236/1/ahrens_l_et_al_160330.pdf
- Ankley, G. T., Bennett, R. S., Erickson, R. J., Hoff, D. J., Hornung, M. W., Johnson, R. D., Mount, D. R., Nichols, J. W., Russom, C. L., Schmieder, P. K., Serrano, J. A., Tietge, J. E., & Villeneuve, D. L. (2010). Adverse outcome pathways: A conceptual framework to support ecotoxicology research and risk assessment. *Environmental Toxicology and Chemistry*, *29*, 730–741. <https://doi.org/10.1002/etc.34>
- Ankley, G. T., Kuehl, D. W., Kahl, M. D., Jensen, K. M., Linnum, A., Leino, R. L., & Villeneuve, D. A. (2005). Reproductive and developmental toxicity and bioconcentration of perfluorooctanesulfonate in a partial life-cycle test with the fathead minnow (*Pimephales promelas*). *Environmental Toxicology and Chemistry*, *24*, 2316. <https://doi.org/10.1897/04-634R.1>
- Blaine, A. C., Rich, C. D., Hundal, L. S., Lau, C., Mills, M. A., Harris, K. M., & Higgins, C. P. (2013). Uptake of Perfluoroalkyl Acids into Edible Crops via Land Applied Biosolids: Field and Greenhouse Studies. *Environmental Science & Technology*, *47*, 14062–14069. <https://doi.org/10.1021/es403094q>
- Blaine, A. C., Rich, C. D., Sedlacko, E. M., Hundal, L. S., Kumar, K., Lau, C., Mills, M. A., Harris, K. M., & Higgins, C. P. (2014). Perfluoroalkyl Acid Distribution in Various Plant Compartments of Edible Crops Grown in Biosolids-Amended soils. *Environmental Science & Technology*, *48*, 7858–7865. <https://doi.org/10.1021/es500016s>
- Bossi, R., Riget, F. F., Dietz, R., Sonne, C., Fauser, P., Dam, M., & Vorkamp, K. (2005). Preliminary screening of perfluorooctane sulfonate (PFOS) and other fluorochemicals in fish, birds and marine mammals from Greenland and the Faroe Islands. *Environmental Pollution*, *136*, 323–329. <https://doi.org/10.1016/j.envpol.2004.12.020>
- Boudreau, T. M., Sibley, P. K., Mabury, S. A., Muir, D. G. C., & Solomon, K. R. (2003). Laboratory Evaluation of the Toxicity of Perfluorooctane Sulfonate (PFOS) on *Selenastrum capricornutum*, *Chlorella vulgaris*, *Lemna gibba*, *Daphnia magna*, and *Daphnia pulex*. *Archives of Environmental Contamination and Toxicology*, *44*, 307–313. <https://doi.org/10.1007/s00244-002-2102-6>

- Buck, R. C., Franklin, J., Berger, U., Conder, J. M., Cousins, I. T., de Voogt, P., Jensen, A. A., Kannan, K., Mabury, S. A., & van Leeuwen, S. P. (2011). Perfluoroalkyl and polyfluoroalkyl substances in the environment: Terminology, classification, and origins. *Integrated Environmental Assessment and Management*, 7, 513–541. <https://doi.org/10.1002/ieam.258>
- Butenhoff, J. L., Kennedy, G. L., Frame, S. R., O'Connor, J. C., & York, R. G. (2004). The reproductive toxicology of ammonium perfluorooctanoate (APFO) in the rat. *Toxicology*, 196, 95–116. <https://doi.org/10.1016/j.tox.2003.11.005>
- Case M. T., Raymond G. York, Mildred S, M. (2001). Rat and Rabbit Oral Developmental Toxicology Studies with Two Perfluorinated Compounds. *International Journal of Toxicology*, 20, 101–109. <https://doi.org/10.1080/10915810151115236>
- Cheng, Y., Cui, Y., Chen, H., & Xie, W. (2011). Thyroid disruption effects of environmental level perfluorooctane sulfonates (PFOS) in *Xenopus laevis*. *Ecotoxicology*, 20, 2069–2078. <https://doi.org/10.1007/s10646-011-0749-3>
- Conder, J. M., Arblaster, J., Larson, E., Brown, J., & Higgins, C. (2020). Guidance for Assessing the Ecological Risks of PFASs to Threatened and Endangered Species at Aqueous Film Forming Foam-Impacted Sites. SERDP Project ER18-1614. *Strategic Environmental Research and Development Program (SERDP)*. Retrieved from <https://www.serdp-estcp.org/Program-Areas/Environmental-Restoration/ER18-1614>
- Conder, J. M., Hoke, R. A., Wolf, W. de, Russell, M. H., & Buck, R. C. (2008). Are PFCAs Bioaccumulative? A Critical Review and Comparison with Regulatory Criteria and Persistent Lipophilic Compounds. *Environmental Science & Technology*, 42, 995–1003. <https://doi.org/10.1021/es070895g>
- Cousins, I. T., Vestergren, R., Wang, Z., Scheringer, M., & McLachlan, M. S. (2016). The precautionary principle and chemicals management: The example of perfluoroalkyl acids in groundwater. *Environment International*, 94, 331–340. <https://doi.org/10.1016/j.envint.2016.04.044>
- Das, K. P., Grey, B. E., Zehr, R. D., Wood, C. R., Butenhoff, J. L., Chang, S.-C., Ehresman, D. J., Tan, Y.-M., & Lau, C. (2008). Effects of Perfluorobutyrate Exposure during Pregnancy in the Mouse. *Toxicological Sciences*, 105, 173–181. <https://doi.org/10.1093/toxsci/kfn099>
- Das, P., Megharaj, M., & Naidu, R. (2015). Perfluorooctane sulfonate release pattern from soils of fire training areas in Australia and its bioaccumulation potential in the earthworm *Eisenia fetida*. *Environmental Science and Pollution Research*, 22, 8902–8910. <https://doi.org/10.1007/s11356-013-1782-y>
- Dassuncao, C., Hu, X. C., Zhang, X., Bossi, R., Dam, M., Mikkelsen, B., & Sunderland, E. M. (2017). Temporal Shifts in Poly- and Perfluoroalkyl Substances (PFASs) in North Atlantic Pilot Whales Indicate Large Contribution of Atmospheric Precursors. *Environmental Science & Technology*, 51, 4512–4521. <https://doi.org/10.1021/acs.est.7b00293>

- De Silva, A. O., Spencer, C., Scott, B. F., Backus, S., & Muir, D. C. G. (2011). Detection of a Cyclic Perfluorinated Acid, Perfluoroethylcyclohexane Sulfonate, in the Great Lakes of North America. *Environmental Science & Technology*, *45*, 8060–8066. <https://doi.org/10.1021/es200135c>
- Ding, G., Wouterse, M., Baerselman, R., & Peijnenburg, W. J. G. M. (2012). Toxicity of Polyfluorinated and Perfluorinated Compounds to Lettuce (*Lactuca sativa*) and Green Algae (*Pseudokirchneriella subcapitata*). *Archives of Environmental Contamination and Toxicology*, *62*, 49–55. <https://doi.org/10.1007/s00244-011-9684-9>
- Divine, C., Zodrow, J., Frenchmeyer, M., Dally, K., Osborn, E., & Anderson, P. (2020). Approach for Assessing PFAS Risk to Threatened and Endangered Species. SERDP Project ER18-1653. *Strategic Environmental Research and Development Program (SERDP)*. Retrieved from <https://www.serdp-estcp.org/Program-Areas/Environmental-Restoration/ER18-1653>
- Drottar, K. R., & Krueger, H. O. (2000). PFOS: A 96-hr static acute toxicity test with the fathead minnow (*Pimephales promelas*). *Wildlife International, Ltd.*, Project No. 454-102, U.S. EPA Docket AR226-0083
- Environment and Climate Change Canada (ECCC). (2017). Ecological screening assessment report on perfluorooctane sulfonate, its salts and its precursors that contain the C8F17SO2 or C8F17SO3, or C8F17SO2N moiety. Retrieved from <https://www.ec.gc.ca/lcpe-cepa/default.asp?lang=En&n=98B1954A-1&offset=1&toc=hide>
- Gaylard, S. (2017). Per and polyfluorinated alkyl substances (PFAS) in the marine environment – Preliminary ecological findings. *South Australia Environmental Protection Agency (SAEPA)*. Retrieved from https://www.epa.sa.gov.au/files/12580_report_pfas_marine.pdf
- Giesy, J. P., & Kannan, K. (2002). Peer Reviewed: Perfluorochemical Surfactants in the Environment. *Environmental Science & Technology*, *36*, 146A-152A. <https://doi.org/10.1021/es022253t>
- Gortner, E. G. (1980). Oral teratology study of FC-95 in rats: Experiment Number: 0680TR0008, AR-226 226-0016. *Riker Laboratories, Inc.* <https://www.ag.state.mn.us/Office/Cases/3M/docs/PTX/PTX1247.pdf>
- Guelfo, J. L., & Higgins, C. P. (2013). Subsurface Transport Potential of Perfluoroalkyl Acids at Aqueous Film-Forming Foam (AFFF)-Impacted Sites. *Environmental Science & Technology*, *47*, 4164–4171. <https://doi.org/10.1021/es3048043>
- Harris, M. W., & Birnbaum, L. S. (1989). Developmental Toxicity of Perfluorodecanoic Acid in C57BL/6N Mice. *Toxicological Sciences*, *12*, 442–448. <https://doi.org/10.1093/toxsci/12.3.442>
- Houde, M., Bujas, T. A. D., Small, J., Wells, R. S., Fair, P. A., Bossart, G. D., Solomon, K. R., & Muir, D. C. G. (2006a). Biomagnification of Perfluoroalkyl Compounds in the Bottlenose Dolphin (*Tursiops truncatus*) Food Web. *Environmental Science & Technology*, *40*, 4138–4144. <https://doi.org/10.1021/es060233b>

- Houde, M., Martin, J. W., Letcher, R. J., Solomon, K. R., & Muir, D. C. G. (2006b). Biological Monitoring of Polyfluoroalkyl Substances: A Review. *Environmental Science & Technology*, *40*, 3463–3473. <https://doi.org/10.1021/es052580b>
- Houde, M., Czub, G., Small, J. M., Backus, S., Wang, X., Alaei, M., & Muir, D. C. G. (2008). Fractionation and Bioaccumulation of Perfluorooctane Sulfonate (PFOS) Isomers in a Lake Ontario Food Web. *Environmental Science & Technology*, *42*, 9397–9403. <https://doi.org/10.1021/es800906r>
- Houde, M., De Silva, A. O., Muir, D. C. G., & Letcher, R. J. (2011). Monitoring of Perfluorinated Compounds in Aquatic Biota: An Updated Review. *Environmental Science & Technology*, *45*, 7962–7973. <https://doi.org/10.1021/es104326w>
- Inoue, Y., Hashizume, N., Yakata, N., Murakami, H., Suzuki, Y., Kikushima, E., & Otsuka, M. (2012). Unique Physicochemical Properties of Perfluorinated Compounds and Their Bioconcentration in Common Carp *Cyprinus carpio* L. *Archives of Environmental Contamination and Toxicology*, *62*, 672–680. <https://doi.org/10.1007/s00244-011-9730-7>
- Interstate Technology & Regulatory Council (ITRC). (2020a). Environmental fate and transport for per- and polyfluoroalkyl substances. Retrieved from https://pfas-1.itrcweb.org/fact_sheets_page/PFASFact_Sheet_Fate_and_Transport_April2020.pdf
- Interstate Technology & Regulatory Council (ITRC). (2020b). Ecological Toxicology, Section 7.2 in: PFAS-Per- and Polyfluoroalkyl Substances. Retrieved from https://pfas-1.itrcweb.org/7-human-and-ecological-health-effects-of-select-pfas/#7_2
- Inventory Multi-Tiered Assessment Prioritisation (IMAP). (2017a). Perfluorobutanesulfonic acid and its direct precursors: Environment tier II assessment. *Australian Inventory of Chemical Substances*. Retrieved from https://www.industrialchemicals.gov.au/sites/default/files/Perfluorobutanesulfonic acid and its direct precursors_ Environment tier II assessment.pdf
- Inventory Multi-Tiered Assessment Prioritisation (IMAP). (2017b). Indirect precursors of perfluorobutanesulfonate (PFBS): Environment Tier II Assessment. *Australian Inventory of Chemical Substances*. Retrieved from https://www.industrialchemicals.gov.au/sites/default/files/Indirect precursors of perfluorobutanesulfonate %28PFBS%29_ Environment tier II assessment.pdf
- Inventory Multi-Tiered Assessment Prioritisation (IMAP). (2017c). Short-chain perfluorocarboxylic acids and their direct precursors: Environment Tier II Assessment. *Australian Inventory of Chemical Substances*. Retrieved from https://www.industrialchemicals.gov.au/sites/default/files/Short-chain perfluorocarboxylic acids and their direct precursors_ Environment tier II assessment.pdf

- Inventory Multi-Tiered Assessment Prioritisation (IMAP). (2017d). Direct precursors to perfluoroheptanesulfonate (PFHpS), perfluorohexanesulfonate (PFHxS) and perfluoropentanesulfonate (PFPeS): Environment Tier II Assessment. *Australian Inventory of Chemical Substances*. Retrieved from [https://www.industrialchemicals.gov.au/sites/default/files/Direct precursors to perfluoroheptanesulfonate %28PFHpS%29%2C perfluorohexanesulfonate %28PFHxS%29 and perfluoropentanesulfonate %28PFPeS%29_ Environment tier II assessment.pdf](https://www.industrialchemicals.gov.au/sites/default/files/Direct%20precursors%20to%20perfluoroheptanesulfonate%20PFHpS%29%2C%20perfluorohexanesulfonate%20PFHxS%29%20and%20perfluoropentanesulfonate%20PFPeS%29_Environment%20tier%20II%20assessment.pdf)
- Inventory Multi-Tiered Assessment Prioritisation (IMAP). (2017e). Direct precursors to perfluorooctanesulfonate (PFOS): Environment Tier II Assessment. *Australian Inventory of Chemical Substances*. Retrieved from [https://www.industrialchemicals.gov.au/sites/default/files/Direct precursors to perfluorooctanesulfonate %28PFOS%29_ Environment tier II assessment.pdf](https://www.industrialchemicals.gov.au/sites/default/files/Direct%20precursors%20to%20perfluorooctanesulfonate%28PFOS%29_Environment%20tier%20II%20assessment.pdf)
- Inventory Multi-Tiered Assessment Prioritisation (IMAP). (2017f). Perfluorooctanoic acid (PFOA) and its direct precursors. Environment Tier II Assessment. *Australian Inventory of Chemical Substances*. Retrieved from [https://www.industrialchemicals.gov.au/sites/default/files/Perfluorooctanoic acid %28PFOA%29 and its direct precursors_ Environment tier II assessment.pdf](https://www.industrialchemicals.gov.au/sites/default/files/Perfluorooctanoic%20acid%28PFOA%29%20and%20its%20direct%20precursors_Environment%20tier%20II%20assessment.pdf)
- Inventory Multi-Tiered Assessment Prioritisation (IMAP). (2017g). Direct precursors to perfluorocyclohexane sulfonate and related perfluoroalkylcyclohexane sulfonates: Environment Tier II Assessment. *Australian Inventory of Chemical Substances*. Retrieved from [https://www.industrialchemicals.gov.au/sites/default/files/Direct precursors to perfluorocyclohexane sulfonate and related perfluoroalkylcyclohexane sulfonates_ Environment tier II assessment.pdf](https://www.industrialchemicals.gov.au/sites/default/files/Direct%20precursors%20to%20perfluorocyclohexane%20sulfonate%20and%20related%20perfluoroalkylcyclohexane%20sulfonates_Environment%20tier%20II%20assessment.pdf)
- Jeon, J., Kannan, K., Lim, H. K., Moon, H. B., & Kim, S. D. (2010). Bioconcentration of perfluorinated compounds in blackrock fish, *Sebastes schlegeli*, at different salinity levels. *Environmental Toxicology and Chemistry*, 29, 2529–2535. <https://doi.org/10.1002/etc.310>
- Ji, K., Kim, Y., Oh, S., Ahn, B., Jo, H., & Choi, K. (2008). Toxicity of perfluorooctane sulfonic acid and perfluorooctanoic acid on freshwater macroinvertebrates (*Daphnia magna* and *Moina macrocopa*) and fish (*Oryzias latipes*). *Environmental Toxicology and Chemistry*, 27, 2159. <https://doi.org/10.1897/07-523.1>
- Jones, P. D., Hu, W., De Coen, W., Newsted, J. L., & Giesy, J. P. (2003). Binding of perfluorinated fatty acids to serum proteins. *Environmental Toxicology and Chemistry*, 22, 26 – 39. <https://doi.org/10.1897/02-553>
- Kabadi, S. V., Fisher, J., Aungst, J., & Rice, P. (2018). Internal exposure-based pharmacokinetic evaluation of potential for biopersistence of 6:2 fluorotelomer alcohol (FTOH) and its metabolites. *Food & Chemical Toxicology*, 112, 375 – 382. <https://doi.org/10.1016/j.fct.2018.01.012>

- Kabadi, S. V., Fisher, J. W., Doerge, D. R., Mehta, D., Aungst, J., & Rice, P. (2020). Characterizing biopersistence potential of the metabolite 5:3 fluorotelomer carboxylic acid after repeated oral exposure to the 6:2 fluorotelomer alcohol. *Toxicology & Applied Pharmacology*, *388*, 114 – 878. <https://doi.org/10.1016/j.taap.2020.114878>
- Kang, J. S., Ahn, T.-G., & Park, J.-W. (2019). Perfluorooctanoic acid (PFOA) and perfluorooctane sulfonate (PFOS) induce different modes of action in reproduction to Japanese medaka (*Oryzias latipes*). *Journal of Hazardous Materials*, *368*, 97–103. <https://doi.org/10.1016/j.jhazmat.2019.01.034>
- Kelly, B. C., Ikonomou, M. G., Blair, J. D., SurrIDGE, B., Hoover, D., Grace, R., & Gobas, F. A. P. C. (2009). Perfluoroalkyl Contaminants in an Arctic Marine Food Web: Trophic Magnification and Wildlife Exposure. *Environmental Science & Technology*, *43*, 4037–4043. <https://doi.org/10.1021/es9003894>
- Kennedy, G. L., Butenhoff, J. L., Olsen, G. W., O'Connor, J. C., Seacat, A. M., Perkins, R. G., Biegel, L. B., Murphy, S. R., & Farrar, D. G. (2004). The Toxicology of Perfluorooctanoate. *Critical Reviews in Toxicology*, *34*, 351–384. <https://doi.org/10.1080/10408440490464705>
- Key, B. D., Howell, R. D., & Criddle, C. S. (1997). Fluorinated Organics in the Biosphere. *Environmental Science & Technology*, *31*, 2445–2454. <https://doi.org/10.1021/es961007c>
- Kotthoff, M., & Bücking, M. (2018). Four Chemical Trends Will Shape the Next Decade's Directions in Perfluoroalkyl and Polyfluoroalkyl Substances Research. *Frontiers in Chemistry*, *6*. <https://doi.org/10.3389/fchem.2018.00103>
- Kotthoff, M., Müller, J., Jüriling, H., Schlummer, M., & Fiedler, D. (2015). Perfluoroalkyl and polyfluoroalkyl substances in consumer products. *Environmental Science and Pollution Research*, *22*, 14546–14559. <https://doi.org/10.1007/s11356-015-4202-7>
- Kramer, V. J., Etterson, M. A., Hecker, M., Murphy, C. A., Roesijadi, G., Spade, D. J., Spromberg, J. A., Wang, M., & Ankley, G. T. (2011). Adverse outcome pathways and ecological risk assessment: Bridging to population-level effects. *Environmental Toxicology and Chemistry*, *30*, 64–76. <https://doi.org/10.1002/etc.375>
- Latała, A., Nędzi, M., & Stepnowski, P. (2009). Acute toxicity assessment of perfluorinated carboxylic acids towards the Baltic microalgae. *Environmental Toxicology and Pharmacology*, *28*, 167–171. <https://doi.org/10.1016/j.etap.2009.03.010>
- Lau, C., Thibodeaux, J. R., Hanson, R. G., Narotsky, M. G., Rogers, J. M., Lindstrom, A. B., & Strynar, M. J. (2006). Effects of Perfluorooctanoic Acid Exposure during Pregnancy in the Mouse. *Toxicological Sciences*, *90*, 510–518. <https://doi.org/10.1093/toxsci/kfj105>
- Lau, C., Anitole, K., Hodes, C., Lai, D., Pfahles-Hutchens, A., & Seed, J. (2007). Perfluoroalkyl Acids: A Review of Monitoring and Toxicological Findings. *Toxicological Sciences*, *99*, 366–394. <https://doi.org/10.1093/toxsci/kfm128>
- Li, M.-H. (2009). Toxicity of perfluorooctane sulfonate and perfluorooctanoic acid to plants and aquatic invertebrates. *Environmental Toxicology*, *24*, 95–101. <https://doi.org/10.1002/tox.20396>

- Lindstrom, A. B., Strynar, M. J., & Libelo, E. L. (2011). Polyfluorinated Compounds: Past, Present, and Future. *Environmental Science & Technology*, *45*, 7954–7961. <https://doi.org/10.1021/es2011622>
- Loi, E. I. H., Yeung, L. W. Y., Taniyasu, S., Lam, P. K. S., Kannan, K., & Yamashita, N. (2011). Trophic Magnification of Poly- and Perfluorinated Compounds in a Subtropical Food Web. *Environmental Science & Technology*, *45*, 5506–5513. <https://doi.org/10.1021/es200432n>
- Macon, M. B., Villanueva, L. R., Tatum-Gibbs, K., Zehr, R. D., Strynar, M. J., Stanko, J. P., White, S. S., Helfant, L., & Fenton, S. E. (2011). Prenatal Perfluorooctanoic Acid Exposure in CD-1 Mice: Low-Dose Developmental Effects and Internal Dosimetry. *Toxicological Sciences*, *122*, 134–145. <https://doi.org/10.1093/toxsci/kfr076>
- Martin, J.W., Mabury, S.A., Solomon, K.R., & Muir, D.C. (2003). Bioconcentration and tissue distribution of perfluorinated acids in rainbow trout (*Oncorhynchus mykiss*). *Environmental toxicology and chemistry*, *22*, 196–204.
- Martin, J. W., Mabury, S. A., Solomon, K. R., & Muir, D. C. G. (2013). Progress toward understanding the bioaccumulation of perfluorinated alkyl acids. *Environmental Toxicology and Chemistry*, *32*, 2421–2423. <https://doi.org/10.1002/etc.2376>
- Mhadhbi, L., Rial, D., Pérez, S., & Beiras, R. (2012). Ecological risk assessment of perfluorooctanoic acid (PFOA) and perfluorooctanesulfonic acid (PFOS) in marine environment using *Isochrysis galbana*, *Paracentrotus lividus*, *Siriella armata* and *Psetta maxima*. *Journal of Environmental Monitoring*, *14*, 13–75. <https://doi.org/10.1039/c2em30037k>
- Minnesota Pollution Control Agency (MPCA). (2013). Aquatic Life Criteria and Water Quality Standards. <https://www.pca.state.mn.us/sites/default/files/pfos-mississippiriver.pdf>
- Mohammadi, M. (2015). The bioavailability of perfluoroalkyl substances (PFASs) and polycyclic aromatic hydrocarbons (PAHs) in soil to *Eisenia fetida* and *Cucurbita pepo*. *Swedish University of Agricultural Sciences*.
- Molina, E. D., Balander, R., Fitzgerald, S. D., Giesy, J. P., Kannan, K., Mitchell, R., & Bursian, S. J. (2006). Effects of air cell injection of perfluorooctane sulfonate before incubation on development of the white leghorn chicken (*Gallus domesticus*) embryo. *Environmental Toxicology and Chemistry*, *25*, 227. <https://doi.org/10.1897/04-414R.1>
- Moody, C. A., Martin, J. W., Kwan, W. C., Muir, D. C., & Mabury, S. A. (2002). Monitoring perfluorinated surfactants in biota and surface water samples following an accidental release of fire-fighting foam into Etobicoke Creek. *Environmental science & technology*, *36*, 545–551. <https://doi.org/10.1021/es011001+>
- National Toxicology Program (NTP). (2016). NTP Monograph on Immunotoxicity Associated with Exposure to Perfluorooctanoic Acid or Perfluorooctane Sulfonate. Retrieved from https://ntp.niehs.nih.gov/ntp/ohat/pfoa_pfos/pfoa_pfosmonograph_508.pdf

- Newsted, J. L., Coady, K. K., Beach, S. A., Butenhoff, J. L., Gallagher, S., & Giesy, J. P. (2007). Effects of perfluorooctane sulfonate on mallard and northern bobwhite quail exposed chronically via the diet. *Environmental Toxicology and Pharmacology*, *23*, 1–9. <https://doi.org/10.1016/j.etap.2006.04.008>
- Newsted, J. L., Jones, P. D., Coady, K., & Giesy, J. P. (2005). Avian Toxicity Reference Values for Perfluorooctane Sulfonate. *Environmental Science & Technology*, *39*, 9357–9362. <https://doi.org/10.1021/es050989v>
- Nordén, M., Berger, U., & Engwall, M. (2013). High levels of perfluoroalkyl acids in eggs and embryo livers of great cormorant (*Phalacrocorax carbo sinensis*) and herring gull (*Larus argentatus*) from Lake Vänern, Sweden. *Environmental Science and Pollution Research*, *20*, 8021–8030. <https://doi.org/10.1007/s11356-013-1567-3>
- Organisation for Economic Co-operation and Development (OECD). (2002). Hazard assessment of perfluorooctane sulfonate (PFOS) and its salts. Retrieved from <http://www.oecd.org/env/ehs/risk-assessment/2382880.pdf>
- Organisation for Economic Co-operation and Development (OECD). (2008). SIDS initial assessment report for ammonium perfluorooctanoate and perfluorooctanoic acid. Retrieved from <http://webnet.oecd.org/HPV/UI/handler.axd?id=1f391916-96ba-46f6-a7ce-c96712da3b7e>
- Organisation for Economic Co-operation and Development (OECD). (2013). OECD/UNEP Global PFC Group: synthesis paper on per- and polyfluorinated chemicals (PFCs). Retrieved from https://www.oecd.org/env/ehs/risk-management/PFC_FINAL-Web.pdf
- Peden-Adams, M. M., Stuckey, J. E., Gaworecki, K. M., Berger-Ritchie, J., Bryant, K., Jodice, P. G., Scott, T. R., Ferrario, J. B., Guan, B., Vigo, C., Boone, J. S., McGuinn, W. D., DeWitt, J. C., & Keil, D. E. (2009). Developmental toxicity in white leghorn chickens following in ovo exposure to perfluorooctane sulfonate (PFOS). *Reproductive Toxicology*, *27*, 307–318. <https://doi.org/10.1016/j.reprotox.2008.10.009>
- Prescher D, Gross U, Wotzka J, Txcheu-Schlueter M, Starke W (1985). Environmental behavior of fluoro surfactants: Part 2: Study on biochemical degradability. *Acta Hydrochim Hydrobiol.* *13*: 17–24
- Prevedouros, K., Cousins, I. T., Buck, R. C., & Korzeniowski, S. H. (2006). Sources, Fate and Transport of Perfluorocarboxylates. *Environmental Science & Technology*, *40*, 32–44. <https://doi.org/10.1021/es0512475>
- Ramboll Environmental (Ramboll Environ). (2016). Companion report to Ramboll Environ Jan 2014 assessment for POP criteria for specific short-chain perfluorinated alkyl substances. *FluoroCouncil*. Retrieved from <https://fluorocouncil.com/wp-content/uploads/2017/08/2016-Ramboll-ENVIRON-Report.pdf>
- Reiner, J. L., & Place, B. J. (2015). *Chapter 5: Perfluorinated Alkyl Acids in Wildlife. Toxicological Effects of Perfluoroalkyl and Polyfluoroalkyl Substances* (J. C. DeWitt (ed.)). Springer International Publishing. <https://doi.org/10.1007/978-3-319-15518-0>

- Rice, P. A., Aungst, J., Cooper, J., Bandele, O., & Kabadi, S. V. (2020). Comparative analysis of the toxicological databases for 6:2 fluorotelomer alcohol (6:2 FTOH) and perfluorohexanoic acid (PFHxA). *Food & Chemical Toxicology*, *138*, 111–210. <https://doi.org/10.1016/j.fct.2020.111210>
- Rich, C. D., Blaine, A. C., Hundal, L., & Higgins, C. P. (2015). Bioaccumulation of Perfluoroalkyl Acids by Earthworms (*Eisenia fetida*) Exposed to Contaminated Soils. *Environmental Science & Technology*, *49*, 881–888. <https://doi.org/10.1021/es504152d>
- Rodea-Palomares, I., Makowski, M., Gonzalo, S., González-Pleiter, M., Leganés, F., & Fernández-Piñas, F. (2015). Effect of PFOA/PFOS pre-exposure on the toxicity of the herbicides 2,4-D, Atrazine, Diuron and Paraquat to a model aquatic photosynthetic microorganism. *Chemosphere*, *139*, 65–72. <https://doi.org/10.1016/j.chemosphere.2015.05.078>
- Roos, A., Berger, U., Järnberg, U., van Dijk, J., & Bignert, A. (2013). Increasing Concentrations of Perfluoroalkyl Acids in Scandinavian Otters (*Lutra lutra*) between 1972 and 2011: A New Threat to the Otter Population? *Environmental Science & Technology*, *47*, 11757–11765. <https://doi.org/10.1021/es401485t>
- Sample, B. E., Opresko, D. M., & Suter, G.W., I. (1996). Toxicological benchmarks for wildlife: 1996 Revision. <https://doi.org/10.2172/258027>
- Scher, D. P., Kelly, J. E., Huset, C. A., Barry, K. M., Hoffbeck, R. W., Yingling, V. L., & Messing, R. B. (2018). Occurrence of perfluoroalkyl substances (PFAS) in garden produce at homes with a history of PFAS-contaminated drinking water. *Chemosphere*, *196*, 548–555. <https://doi.org/10.1016/j.chemosphere.2017.12.179>
- Shi, Y., Vestergren, R., Nost, T. H., Zhou, Z., & Cai, Y. (2018). Probing the Differential Tissue Distribution and Bioaccumulation Behavior of Per- and Polyfluoroalkyl Substances of Varying Chain-Lengths, Isomeric Structures and Functional Groups in Crucian Carp. *Environmental Science & Technology*, *52*, 4592–4600. <https://doi.org/10.1021/acs.est.7b06128>
- Society of Environmental Toxicology and Chemistry (SETAC). (2019). Environmental risk assessment of PFAS, SETAC North America Focused Topic Meeting, 12-15 Aug 2019, Durham, NC. Retrieved from <https://pfas.setac.org/>
- Spachmo, B., & Arukwe, A. (2012). Endocrine and developmental effects in Atlantic salmon (*Salmo salar*) exposed to perfluorooctane sulfonic or perfluorooctane carboxylic acids. *Aquatic Toxicology*, *108*, 112–124. <https://doi.org/10.1016/j.aquatox.2011.07.018>
- Stahl, T., Heyn, J., Thiele, H., Hüther, J., Failing, K., Georgii, S., & Brunn, H. (2009). Carryover of Perfluorooctanoic Acid (PFOA) and Perfluorooctane Sulfonate (PFOS) from Soil to Plants. *Archives of Environmental Contamination and Toxicology*, *57*, 289–298. <https://doi.org/10.1007/s00244-008-9272-9>
- Stahl, T., Mattern, D., & Brunn, H. (2011). Toxicology of perfluorinated compounds. *Environmental Sciences Europe*, *23*, 38. <https://doi.org/10.1186/2190-4715-23-38>

- Taniyasu, S., Kannan, K., Horii, Y., Hanari, N., & Yamashita, N. (2003). A Survey of Perfluorooctane Sulfonate and Related Perfluorinated Organic Compounds in Water, Fish, Birds, and Humans from Japan. *Environmental Science & Technology*, *37*, 2634–2639. <https://doi.org/10.1021/es0303440>
- Tao, L., Kannan, K., Kajiwara, N., Costa, M. M., Fillmann, G., Takahashi, S., & Tanabe, S. (2006). Perfluorooctanesulfonate and Related Fluorochemicals in Albatrosses, Elephant Seals, Penguins, and Polar Skuas from the Southern Ocean. *Environmental Science & Technology*, *40*, 7642–7648. <https://doi.org/10.1021/es061513u>
- Turley, A. (2018, November 22). Norwegian review finds that PFBS persists and is mobile: But the bioaccumulation potential is low compared with PFOS. *Chemical Watch*. <https://chemicalwatch.com/72228/norwegian-review-finds-that-pfbs-persists-and-is-mobile?pa=true>
- U.S. Department of Defense (DOD). (2019, May 29). Statement of Need on PFAS ecotoxicity, knowledge gaps, and ecological risk characterization. *Strategic Environmental Research and Development Program (SERDP) and the Environmental Security Technology Certification Program (ESTCP)*. Retrieved from <https://www.serdp-estcp.org/News-and-Events/Blog/PFAS-Ecotoxicity-Risks-How-SERDP-is-Closing-the-Knowledge-Gaps>
- U.S. Environmental Protection Agency (EPA). (2009). Long-Chain Perfluorinated Chemicals (PFCs) Action Plan. Retrieved from https://www.epa.gov/sites/production/files/2016-01/documents/pfcs_action_plan1230_09.pdf
- U.S. Environmental Protection Agency (EPA). (2012). Ecological Effects Test Guidelines, OCSPP 850.4100: Seedling Emergence and Seedling Growth. *Office of Chemical Safety and Pollution Prevention*.
- U.S. Environmental Protection Agency (EPA). (2017). Risk management for per- and polyfluoroalkyl substances (PFAS) under TSCA. Retrieved from <https://www.epa.gov/assessing-and-managing-chemicals-under-tsca/risk-management-and-polyfluoroalkyl-substances-PFAS>
- U.S. Environmental Protection Agency (EPA). (2019). EPA's per- and Polyfluoroalkyl Substances (PFAS) Action Plan. Retrieved from https://www.epa.gov/sites/production/files/2019-02/documents/pfas_action_plan_021319_508compliant_1.pdf
- Wambaugh, J. F. (2015). Chapter 14: Dosimetric anchoring of toxicological studies. Pp 337 – 361 in: *Toxicological Effects of Perfluoroalkyl and Polyfluoroalkyl Substances* (J. C. DeWitt (ed.)). Springer International Publishing. <https://doi.org/10.1007/978-3-319-15518-0>
- Wang, Z., Cousins, I. T., Scheringer, M., & Hungerbuehler, K. (2015). Hazard assessment of fluorinated alternatives to long-chain perfluoroalkyl acids (PFAAs) and their precursors: Status quo, ongoing challenges and possible solutions. *Environment International*, *75*, 172–179. <https://doi.org/10.1016/j.envint.2014.11.013>
- Wang, Z., DeWitt, J. C., Higgins, C. P., & Cousins, I. T. (2017). A Never-Ending Story of Per- and Polyfluoroalkyl Substances (PFASs)? *Environmental Science & Technology*, *51*, 2508–2518. <https://doi.org/10.1021/acs.est.6b04806>

- Washington State Department of Ecology (Ecology). (2017). Survey of Per- and Poly-fluoroalkyl Substances (PFAS) in Rivers and Lakes, 2016. Retrieved from <https://apps.ecology.wa.gov/publications/documents/1703021.pdf>
- Washington State Department of Ecology (Ecology). (in prep). Per- and Poly-fluoroalkyl Substances in Freshwater Fish: Lakes Meridian, Sammamish, and Washington. Washington State Department of Ecology, Olympia, WA. Publication in preparation.
- White, S. S., Fenton, S. E., & Hines, E. P. (2011). Endocrine disrupting properties of perfluorooctanoic acid. *The Journal of Steroid Biochemistry and Molecular Biology*, *127*, 16–26. <https://doi.org/10.1016/j.jsbmb.2011.03.011>
- Wolf, D. C., Moore, T., Abbott, B. D., Rosen, M. B., Das, K. P., Zehr, R. D., Lindstrom, A. B., Strynar, M. J., & Lau, C. (2008). Comparative Hepatic Effects of Perfluorooctanoic Acid and WY 14,643 in PPAR- α Knockout and Wild-type Mice. *Toxicologic Pathology*, *36*, 632–639. <https://doi.org/10.1177/0192623308318216>
- Yamashita, N., Kannan, K., Taniyasu, S., Horii, Y., Petrick, G., & Gamo, T. (2005). A global survey of perfluorinated acids in oceans. *Marine Pollution Bulletin*, *51*, 658–668. <https://doi.org/10.1016/j.marpolbul.2005.04.026>
- Yanai, J., Dotan, S., Goz, R., Pinkas, A., Seidler, F. J., Slotkin, T. A., & Zimmerman, F. (2008). Exposure of Developing Chicks to Perfluorooctanoic Acid Induces Defects in Prehatch and Early Posthatch Development. *Journal of Toxicology and Environmental Health, Part A*, *71*, 131–133. <https://doi.org/10.1080/15287390701613280>
- Yoo, H., Yamashita, N., Taniyasu, S., Lee, K. T., Jones, P. D., Newsted, J. L., Khim, J. S., & Giesy, J. P. (2009). Perfluoroalkyl Acids in Marine Organisms from Lake Shihwa, Korea. *Archives of Environmental Contamination and Toxicology*, *57*, 552–560. <https://doi.org/10.1007/s00244-008-9282-7>

List of acronyms

General acronyms

Table 65. Acronyms found in the ecological toxicology appendix.

Acronym	Definition
BAF	Bioaccumulation factor
BCF	Bioconcentration factor
BW	Body weight
CAP	Chemical Action Plan
EC(...)	Percent effect concentration
ECCC	Environment and Climate Change Canada
EPA	United States Environmental Protection Agency
ESTCP	Environmental Security Technology Certification Program
FDA	United States Food and Drug Administration
EU	European Union
Kg	Kilogram
IMAP	Inventory Multi-Tiered Assessment Prioritisation
ITRC	Interstate Technology & Regulatory Council
L	Liter
LOAEL	Lowest observed adverse effects level
LOEC	Lowest observed effects concentration
NOAEL	No observed adverse effects level
NOEC	No observed effects concentration
OECD	Organisation for Economic Co-operation and Development
SERDP	Strategic Environmental Research and Development Program
SETAC	Society of Environmental Toxicology and Chemistry

Chemical names

Table 66. Chemical name acronyms found in the ecological toxicology appendix, excluding the general acronyms listed in the table above.

Acronym	Chemical name
6:2 FTAC	6:2 Fluorotelomer acrylate
6:2 FTMAC	6:2 Fluorotelomer methacrylate
6:2 FTOH	6:2 Fluorotelomer alcohol
5:3 A	5:3 Fluorotelomer carboxylic acid
APFO	Ammonium perfluorooctanoate
FT	Fluorotelomer
PASF	Perfluoroalkane sulfonyl fluoride
PFAA	Perfluoroalkyl acid
PFAS	Per- and polyfluoroalkyl substances
PFBA	Perfluorobutanoic acid

Acronym	Chemical name
PFBS	Perfluorobutane sulfonate
PFC	Perfluoroalkyl contaminants
PFCA	Perfluoroalkyl carboxylic acid
PFD	Perfluorodecanoate
PFDA	Perfluorodecanoic acid
PFD _o	Perfluorododecanoate
PFD _o A	Perfluorododecanoic acid
PFECHS	Perfluoroethylcyclohexanesulfonate
PFHp	Perfluoroheptanoate
PFHpS	Perfluoroheptanesulfonate
PFHx	Perfluorohexanoate
PFHxA	Perfluorohexanoic acid
PFHxS	Perfluorohexane sulfonate
PFN	Perfluorononanoate
PFNA	Perfluorononanoic acid
PFO	Perfluorooctanoate
PFOA	Perfluorooctanoic acid
PFOS	Perfluorooctane sulfonate
PFOSA	Perfluorooctane sulfonamide
PFPeS	Perfluoropentanesulfonate
PF _{Pn}	Perfluoropentanoate
PFS	Perfluoroalkyl substance
PFSA	Perfluoroalkyl sulfonic acid
PFT	Perfluorotetradecanoate
PF _{Tri}	Perfluorotridecanoate
PFU	Perfluoroundecanoate
PFUnA/PFUnDA	Perfluoroundecanoic acid

Appendix 7: Health

7.0 Overview

7.0.1 Findings

- We are still learning about potential health risks of per- and polyfluoroalkyl substances (PFAS) in humans. Much of what we know comes from toxicity testing in laboratory animals on several perfluoroalkyl acids (PFAAs). The evidence base is strongest for perfluorooctanoic acid (PFOA) and perfluorooctane sulfonic acid (PFOS), and is rapidly expanding for other PFAAs.
- Animal studies provide strong evidence that some PFAAs produce liver and kidney toxicity, immune toxicity, reproductive and developmental toxicity, endocrine disruption (altered thyroid and testosterone hormones), and certain tumors. The strongest evidence from epidemiological studies is for links between higher exposures to PFAAs and reduced antibody response to childhood vaccines, increased serum cholesterol and liver enzymes, and slightly reduced birth weights. More limited evidence exists for links to thyroid disease, hormone disruption, and reduced resistance to infections, cardiovascular disease, and cancer.
- Some long-chain PFAAs are strongly bioaccumulative in people. It takes years for human bodies to excrete PFOS, PFOA, perfluorononanoic acid (PFNA), perfluorohexane sulfonate (PFHxS), and other long-chain PFAS. Other PFAAs, such as perfluorobutanoic acid (PFBA), perfluorobutane sulfonic acid (PFBS), and perfluorohexanoic acid (PFHxA), are more rapidly cleared. The absorption, distribution, and clearance in humans for most other PFAS have not been studied.
- PFOS, PFOA, PFHxS, and PFNA have been detected in the serum of nearly every person tested in Centers for Disease Control and Prevention (CDC) surveys of the U.S. general population since 1999. Levels have declined since phase-outs of these PFAS and their precursors from domestic production and use.
- People can be exposed to PFAS from contaminated drinking water, dietary sources, indoor dust and air that contain PFAS from consumer products, contact with consumer products that contain PFAS, and local environmental contamination or industrial sources of PFAS release. Although it has been difficult to assess which sources contribute the most to human exposure, studies identify food and drinking water as the likely main routes of non-occupational exposure.
- In Washington, PFAAs have been identified in drinking water in the lower Issaquah Valley Aquifer and at or near four military bases: Naval Air Station (NAS) Whidbey Island, Fairchild Air Force Base, Joint Base Lewis-McChord, and Navy Base Kitsap-Bangor. In each area, the sum of PFOA and PFOS in at least one drinking water well exceeded the lifetime health advisory level (70 parts per trillion (ppt)) set by the U.S. Environmental Protection Agency (EPA). PFAS-based firefighting foam is the suspected source of contamination at all of these areas. Ongoing investigations may identify other contributing sources.

- Washington Department of Health (Health) is supporting the State Board of Health (SBOH) in developing state drinking water standards for PFAAs. In 2019, Health published draft recommendations for state action levels for five PFAAs in drinking water: PFOS (15 ppt), PFOA (10 ppt), PFNA (9 ppt), PFHxS (65 ppt), and PFBS (345 ppt). The SBOH expects to complete the rulemaking process in 2021. Health is also developing fish consumption advisories for PFOS in freshwater fish based on Washington State Department of Ecology (Ecology) fish sampling data.

7.0.2 Introduction

The purpose of this appendix is to review potential human health impacts of the PFAS measured in food, water, the environment, and bodies. It describes how humans are exposed and what levels are commonly measured in the general population and in populations with higher exposure. It describes the known sites of drinking water contamination across the state and the actions taken to protect public health at each site. It reviews the public health advice being developed by Washington state for PFAS in drinking water and fish.

The appendix focuses on PFAAs as these are the best studied and are the ultimate environmental and metabolic breakdown products for a large number of PFAS (see [Appendix 4: Fate and Transport](#)).

7.1 Human Health Hazard Assessment

There is a growing base of toxicological and epidemiological evidence available to support health assessments for a small number of PFAS. Authoritative bodies that have reviewed available evidence include EPA (EPA, 2016b, 2016c, 2021), the Agency for Toxic Substances and Disease Registry (ATSDR) (ATSDR, 2015a, 2021), the National Toxicology Program (NTP) (2016) (NTP, 2016), the C8 Science Panel (C8 Science Panel, 2012), the International Agency for Research on Cancer (IARC) (IARC, 2016), and the European Food Safety Authority (EFSA) (EFSA, 2018, 2020). Additional PFAS toxicity testing and health assessment is underway at EPA and NTP (Patlewicz et al., 2019). Health scientists also evaluated the available science to guide action on PFAS in public drinking water (Health, 2021).

In animal studies, some PFAAs produce reproductive and developmental toxicity, liver and kidney toxicity, altered levels of thyroid hormones, immune toxicity, endocrine disruption, and tumors (See [Supplement 1](#) for a summary of findings for eight PFAAs). Studies of humans with occupational, community, or background exposures to PFAAs have reported that higher exposures are associated with a number of adverse health outcomes such as reduced antibody response to vaccines, higher serum cholesterol and liver enzymes, reduced birth weights, and increased rates of thyroid disease and cancer. These are summarized briefly in [Supplement 1](#).

Replacement PFAS may not be safer than the legacy PFAS they replaced. Short-chain PFAAs reviewed in Table 72 appear to be less of a human health concern compared to legacy PFAAs. However, toxicological and epidemiological studies of a number of replacement PFAS show concerning findings (Conley et al., 2021; Hong et al., 2020; Kang et al., 2020; Nian et al., 2020; Shi et al., 2018). It is also important to study more than just the final products of PFAS environmental degradation. A Food and Drug Administration (FDA) study found that 6:2

fluorotelomer alcohol (6:2 FTOH) was more toxic and biopersistent in rats than its primary environmental metabolite: PFHxA (Rice et al., 2020). This led to a phase out of certain food packaging that contained 6:2 FTOH (FDA, 2020).

7.1.1 Epidemiology

Epidemiological studies have been valuable in understanding the potential relevance of laboratory animal data to human populations. They have also been instrumental in understanding the much longer retention of some PFAAs in humans. A landmark epidemiological study in the mid-Ohio River Valley called the C8 Health Project is also described below.

Human observational studies are limited in their capacity to establish a causal relationship between PFAA exposure and human health effects. Variable findings on outcomes measured in different populations have been noted and make interpretation of the epidemiological evidence stream challenging.

Apparent inconsistencies may be due to differences in study populations (e.g., age, gender, occupational versus community exposure), study design (e.g., cross-sectional, longitudinal), level of exposure, and variations in the mixture of PFAS present. Other sources of variability may be unmeasured historical exposures influencing the rates of health effects observed and other risk factors for outcomes measured that may not be adequately controlled.

Taken together, evidence streams from epidemiology, animal toxicity testing, mechanistic studies, and *in vitro* and gene expression assays, have led many scientific and government agencies to reasonably conclude that some PFAS likely pose a health risk to humans. A number have established exposure guidelines or limits to protect human health (Interstate Technology & Regulatory Council (ITRC), 2020b). [Supplement 1](#) shows some of their recommended limits for human exposure.

The C8 Health Project, Ohio River Valley, 2005 – 2012

The largest epidemiological study of health outcomes associated with mostly PFOA exposure in drinking water is the C8 Health Project. This study, funded by a lawsuit settlement, set out to identify which conditions or diseases were more probably than not related to area-wide contamination around Dupont's Washington Works plant in Parkersburg, West Virginia. This fluoropolymer production plant released primarily PFOA into the air, water (Ohio River), and soil around their manufacturing site between 1950 and 2004. PFOA was detected in six public water systems in the mid-Ohio Valley in 2002. PFOA exposures to the communities are believed to have peaked in the early 1990s. Investigators concluded that drinking water contaminated with PFOA was the principal route of exposure for this population (Emmett et al., 2006; Hoffman et al., 2011; Shin et al., 2011; Steenland et al., 2009; Winquist et al., 2013).

In all, the C8 Health Project recruited more than 69,000 residents who had consumed drinking water for at least one year from six water districts in West Virginia and Ohio (Frisbee et al., 2009). The very high participation rate (81%) strengthened the relevance of study results for this population. At the time of water sampling, the highest average PFOA concentrations in drinking water were found at Lubeck, West Virginia (520 µg/L), and Tappers Plain, Ohio (310 µg/L) (Olsen, 2015b).

Blood samples were collected for the C8 Health Project in 2005 and 2006. Compared to the general U.S. population, average serum concentrations for the cohort were about eight times higher for PFOA, 1.4 times higher for PFNA, 1.7 times higher for PFHxS, and not elevated for PFOS (Frisbee et al., 2009). The mean serum PFOA level varied significantly across the populations served by six water districts and ranged from 16 micrograms per liter (µg/L) for participants from the Village of Pomeroy to 228 µg/L for the Little Hocking Water Association. Females had slightly lower average serum levels than males for all four PFAS (Frisbee et al., 2009). Women have additional pathways to clear PFAAs through their menstrual cycle, childbirth, and breastfeeding. PFOA levels in groups of workers at DuPont's facilities were much higher: their mean serum ranged from 494 µg/L to 3,210 µg/L (ATSDR, 2015b).

Between 2005 and 2012, the C8 Health Project carried out exposure and health studies in the mid-Ohio Valley communities affected by drinking water contamination. The project science panel assessed the links between PFOA and a number of diseases, and concluded that a "probable link" existed between PFOA and high cholesterol, ulcerative colitis, thyroid disease, testicular cancer, kidney cancer, and pregnancy-induced hypertension among the population evaluated (C8 Science Panel, 2012). They also found no probable link to other conditions including heart disease, chronic liver or kidney disease, stroke, several autoimmune diseases, occurrence of common infectious diseases or respiratory disease, asthma, or birth defects.

Following the C8 Health Project, carbon filters were installed to remove PFOA from public drinking water systems. As a result, PFOA serum concentrations declined 26% between the end of 2007 and mid-2008 in the groups from Little Hocking and Lubeck water districts—indicating a serum elimination half-life of 2.3 years for highly exposed populations (Bartell et al., 2010).

The C8 Science Panel authors and collaborators published updated scientific evidence on PFOA in 2020 (Steenland et al., 2020). Compared to their 2012 findings, they acknowledged strengthening evidence for kidney cancer, impaired immune function (reduced response to vaccines), and altered liver enzymes. The authors cited a modest weakening of evidence for thyroid disease and ulcerative colitis.

7.1.2 Primary health endpoints of concern

Liver toxicity

In experimental animals, the liver is a sensitive biological target for most PFAAs tested (PFOA, PFNA, PFDA, PFHxA, PFOS, PFHxS, and PFBS). Specific effects observed include increased liver weight, lipid accumulation (steatosis), increased liver cell size (hypertrophy), cell proliferation (hyperplasia), and tumors. Degenerative changes in the rodent liver have been observed for PFOS, PFOA, PFNA, perfluorodecanoic acid (PFDA), and PFBS (EPA, 2016b, 2016c; NTP, 2019a, 2019b). Human liver is expected to be less sensitive than rodent liver to effects mediated by peroxisome proliferator-activated receptor alpha (PPAR α), but effects like steatosis appear to occur by another mechanism (Das et al., 2017; Hall et al., 2012).

In human observational studies, modest increases in serum liver enzyme levels and other markers suggestive of liver damage have been associated with higher serum levels of PFOA, PFOS, PFNA, and PFHxS in adults in some studies (Bassler et al., 2019; Darrow et al., 2016; Gallo et al., 2012; Gleason et al., 2015; Salihovic et al., 2018). In children, serum levels of ALT were not positively associated with prenatal exposure (PFAS in maternal serum) or current exposure (PFAS in serum at age eight years old) in a Boston-area cohort recruited from the general population before the PFOS and PFOA phase-out (Mora et al., 2018).

Elevated PFOA exposure was not associated with an increase of clinically diagnosed liver disease in the large C8 study despite subclinical indications of liver damage in this and other studies (Bassler et al., 2019; Darrow et al., 2016). A recent study reported positive associations between serum levels of PFHxS and PFOS and severity of disease in adolescents with nonalcoholic fatty liver disease (Jin et al., 2020).

Serum cholesterol levels and cardiovascular effects

PFAAs appear to alter lipid metabolism in the rodent and monkey. In animal studies, PFAA exposure produces decreased serum cholesterol and triglyceride levels (ATSDR, 2018b).

In human populations with environmental exposures, serum PFOA, PFOS, PFNA, and PFHxS are often positively associated with increased serum levels of total cholesterol and low-density lipoprotein (LDL) cholesterol (Frisbee et al., 2010; Graber et al., 2019; Li et al., 2020; Nelson et al., 2010; Steenland et al., 2009), including in children (Mora et al., 2018; Rappazzo et al., 2017). The difference in effect direction may represent a different effect at low doses—in fact, the direction of effect was reversed at very high doses in one study in humans (Convertino et al., 2018). The difference may also be a function of diet (rodents fed a high fat western diet showed an increase in cholesterol) (Rebholz et al., 2016) or a species difference in liver response (Corton et al., 2018). There is also an emerging uncertainty about potential confounding by enterohepatic circulation of lipids (EFSA, 2020), although this would not explain associations between higher cholesterol and PFAA exposure based on residence in a water district with contaminated drinking water as in Li et al. (2020). The C8 Science Panel concluded that there was a “probable link” between PFOA and clinically defined “high cholesterol” (C8 Science Panel, 2012). In studies of populations with lower exposure, PFHxS was inversely associated or not associated with serum cholesterol (Nelson et al., 2010; Seo et al., 2018; Starling, Engel, Whitworth, et al., 2014). There is limited data on this outcome for shorter chain PFAAs, but

PFHxA, perfluoroheptanoic acid (PFHpA), and PFBA were not associated with serum cholesterol levels in a small Chinese study (Fu et al., 2014).

There is a well-recognized relationship between elevated cholesterol and cardiovascular disease. Two studies in the CDC National Health and Nutrition Examination Survey (NHANES), a representative survey of the U.S. population, reported positive associations between serum PFAAs and self-reported cardiovascular disease after controlling for other risk factors (Huang et al., 2018; Shankar et al., 2012). No association between relatively high PFOA exposure and coronary heart disease was reported in the C8 study. The C8 study confined analysis to self-report verified by medical records (C8 Science Panel, 2012).

The C8 Science Panel found a “probable link” between a hypertensive disorder of pregnancy (through self-report of pre-eclampsia) and maternal PFOA and PFOS serum level (C8 Science Panel, 2012; Savitz, Stein, Bartell, et al., 2012). No association with pre-eclampsia was found in two other studies of populations with lower PFOA and PFOS exposures, which validated cases with medical records (Huang et al., 2019; Starling, Engel, Richardson, et al., 2014).

Immune toxicity

PFOS and PFOA can suppress both adaptive and innate immunity in rodents and non-human primates (Corsini et al., 2014). Outcomes observed include lower spleen and thymus weights, reduced antibody response to antigen, reduced survival after influenza infection, and altered cytokine production. Toxicity testing data indicates that PFNA and PFDA can also adversely impact the immune system in rodents (Frawley et al., 2018; Fang et al., 2009; Fang et al., 2008).

In 2016, NTP concluded that PFOA and PFOS are “presumed immune hazards” to humans based on a systematic review of available toxicology and epidemiology. Lower antibody response to antigen observed in rodent studies and reduced antibody titers to childhood vaccines were key points of evidence (NTP, 2016). Associations between PFOA, PFOS, PFHxS, and PFDA levels in serum and reduced antibody response to childhood vaccines have been reported in different populations (Grandjean et al., 2012; Granum et al., 2013; Mogensen et al., 2015; Stein et al., 2016). Since the NTP review, additional studies have reported inverse associations between the sum of PFOS, PFOA, PFNA, and PFHxS in serum and reduced antibodies titers to childhood vaccines (Abraham et al., 2020; Grandjean, Heilmann, Weihe, Nielsen, Mogensen, & Budtz-Jorgensen, 2017; Grandjean, Heilmann, Weihe, Nielsen, Mogensen, Timmermann, et al., 2017).

The NTP review did not find consistent associations between PFOS or PFOA exposure and lowered resistance to infectious disease in people. Since this review, several studies (including one large prospective cohort study) reported positive associations between maternal concentrations of PFAS and measures of offspring infection (Dalsager et al., 2016; Goudarzi et al., 2017; Impinen et al., 2019; Impinen et al., 2018).

PFOA has been associated with a single autoimmune outcome (ulcerative colitis) in two highly exposed U.S. populations (C8 community cohort and occupational cohort) (Steenland et al., 2015; Steenland et al., 2013). A case-control study in the general U.S. population also reported that higher serum PFOA was associated with ulcerative colitis but not other inflammatory bowel diseases (Steenland, Kugathasan, & Barr, 2018). A recent study of a Swedish population with high levels of PFOS and PFHxS in drinking water contaminated by firefighting foam did not

observe an association between exposure and ulcerative colitis, Crohn's Disease, or other inflammatory bowel disease (Xu, 2019).

NTP concluded it had a high level of confidence that PFOA increased hypersensitivity outcomes in animals but only low confidence in evidence from human studies (National Toxicology Program, 2016). Hypersensitivity outcomes such as asthma and elevated Immunoglobulin E (IgE) have been reported to be associated with PFAS in several studies (Dong et al., 2013; Humblet et al., 2014; Kvaalem et al., 2020; Zhu et al., 2016), but many other studies have looked for and not found associations. Overall the evidence for allergies and asthma is weak and unclear.

Developmental toxicity

There is evidence of profound developmental effects of PFOA and PFOS in experimental animals including fetal loss, altered fetal bone development, lower birth weight, reduced pup survival, altered behavior in offspring, and altered timing of sexual maturation in offspring at adolescence (Butenhoff et al., 2004; Lau et al., 2006; Luebker, Case, et al., 2005; Ngo et al., 2014; Thibodeaux et al., 2003). PFNA produced many similar effects in mouse studies (Das et al., 2015; Wolf et al., 2010). PFBA, PFHxA, and PFHxS were either less potent or did not produce developmental effects (see [Supplement 1](#)).

The most consistent developmental effect observed in humans is slightly lower birth weights associated with higher maternal serum levels of PFOA and PFOS. Limited but similar associations are reported for PFNA, PFHxS, PFDA, and perfluoroundecanoic acid (PFUnDA). Preterm birth was associated with higher exposure to PFNA and PFDA (EPA, 2016b; Johnson et al., 2014; Maisonet et al., 2012; Marks et al., 2019; Meng et al., 2018; Wang et al., 2016; Wikstrom et al., 2019). Several meta-analyses have reported small but consistently inverse relationships between maternal PFOA level and birth weight. Confounding by maternal glomerular filtration rate appears to explain some of the association observed by studies that measured prenatal PFOA or PFOS exposure in maternal serum later in pregnancy or in cord blood (Johnson et al., 2014; Negri et al., 2017; Steenland, Barry, & Savitz, 2018; Verner et al., 2015). However, two recent high quality studies measured maternal PFAA level early in pregnancy and reported significant inverse associations with birth weight (Meng, 2018; Wikstrom, 2020).

Slight delays in the age of puberty have been associated with serum PFOA (girls) and with serum PFOS (girls and boys) (Christensen et al., 2011; Kristensen et al., 2013; Lopez-Espinosa et al., 2011).

Reproductive toxicity and sex hormone disruption

Altered levels of reproductive hormones (serum testosterone, estradiol), altered sperm parameters, and changes in the testes have been observed in rodent studies following exposure to PFOS (Biegel et al., 2001; Lopez-Doval et al., 2014; Wan et al., 2011), PFOA (Biegel et al., 1995; Lau et al., 2007; NTP, 2019b), PFNA (Feng et al., 2009; NTP, 2019b), PFDA (NTP, 2019b), and PFDoDA (Shi et al., 2007). Inhibited development of mammary glands were observed in maternal mice exposed to PFOA during pregnancy and in their female offspring at puberty (White et al., 2009). The delays did not impair successful nursing of their young in either generation (White et al., 2011).

Eight PFAS were tested in vitro for binding affinity to the rat estrogen receptor alpha (ER α). PFOS and PFOA had the strongest affinity and showed higher affinity for human ER α than rat ER α receptor. Testing in rats confirmed that binding was functional (i.e., PFOS and PFOA increased expression of ER α in rat uterus and the levels of serum estradiol in rats) (Qiu et al., 2020).

Reproductive impairment such as reductions in rodent litter size were observed for PFOS, PFOA, and PFNA (Abbott et al., 2007; Lau et al., 2006; Singh & Singh, 2019a). No declines in fertility were evident in rodent testing for PFHxS, PFHxA, PFBA, or PFBS (Butenhoff et al., 2009; Das et al., 2008; Lieder et al., 2009; Loveless et al., 2009).

In a general population study, Vested et al. (2013) found that higher maternal serum PFOA was associated with lower sperm count in boys when they reached young adulthood (Vested et al., 2013). In a highly exposed population near a fluoropolymer plant in Italy, young adult men had higher serum PFAAs levels, reduced serum testosterone and semen quality, and shorter penis length and anogenital distance than a comparison population in an uncontaminated area (Di Nisio A, 2018). A number of other studies have not found associations between PFAS exposure, testosterone, or sperm parameters (Agency for Toxic Substances and Disease Registry (ATSDR), 2018b). Some epidemiological studies report reduced fertility associated with higher serum PFOA, PFOS, and PFHxS (Fei et al., 2009; Velez et al., 2015; Whitworth et al., 2012). Other studies have looked for and not found associations with fertility. Studies of communities with elevated exposure have looked for and generally not found associations between PFOA and birth defects or miscarriage. Other PFAAs are not as well studied.

Thyroid disease and thyroid hormone disruption

Alterations in thyroid hormone levels, particularly reductions in free thyroxine (T4) and free triiodothyronine (T3) have been observed in laboratory animals exposed to long- and short-chain PFAAs (Butenhoff et al., 2002; National Toxicology Program (NTP), 2019a, 2019b; Seacat et al., 2002). Thyroid toxicity (i.e., increased organ weight, follicular cell hypertrophy, and hyperplasia) has been observed in some laboratory animal studies of PFOA, PFOS, PFHxS, and PFDA (Butenhoff, Chang, et al., 2009; J. L. Butenhoff, Ehresman, et al., 2009; NTP, 2019b, 2019c).

A systematic review of studies in pregnant women and their children (Ballesteros et al., 2017) and a meta-analysis of studies in adults (Kim et al., 2018) provide some suggestive evidence that PFOS, PFOA, and PFHxS are associated with altered hormones in people. Associations differed by gender and by PFAS, but no clear and consistent pattern of effect of PFAS on thyroid

hormone levels has emerged. Sex-linked effects and non-linear dose-response curves are not uncommon in endocrine disrupting chemicals.

Two studies in the general U.S population reported that thyroid disease was associated with serum PFOA, PFOS, and PFHxS (Melzer et al., 2010; Wen et al., 2013). The C8 Science Panel concluded there was a probable link between PFOA exposure and increased risk for thyroid disease in the C8 Health Project (C8 Science Panel, 2012) based on increased hypo- and hyperthyroidism, especially in women (Winquist & Steenland, 2014), and an association between PFOA and hypothyroidism in children (Lopez-Espinosa et al., 2012). A Swedish study of a community with very high exposure through drinking water to different PFAS (PFOS and PFHxS) did not show higher risk for thyroid disease in men or women (Andersson et al., 2019).

Cancer

Chronic PFAA exposure studies in adult rats have shown increased tumors in liver (PFOA, PFOS); pancreas, testes, uterus (PFOA); and thyroid (PFOS) (Biegel et al., 2001; Butenhoff, Chang, Olsen, & Thomford, 2012; Butenhoff, Kennedy, Chang, & Olsen, 2012; Hardisty et al., 2010; NTP, 2020; Thomford, 2002). Chronic oral exposure to hexafluoropropylene oxide dimer acid (HFPO-DA, also known as GenX) produced hepatic, Leydig cell, and pancreatic acinar cell tumors similar to PFOA (Caverly-Rae et al., 2015), whereas PFHxA did not produce evidence of tumors (Klaunig et al., 2015). The pattern of tumors observed for PFOA and GenX is consistent with other chemicals and drugs that activate PPAR α in the rat, and is not considered relevant to human liver cancer risk (Klaunig et al., 2003).

No other PFAS have been studied for cancer in chronic animal assays, but some PFAS share attributes of chemical carcinogens (i.e., produce oxidative stress, are immunosuppressive, influence cell proliferation via nuclear receptors) (Temkin et al., 2020). For example, PFNA and PFDA were more potent than PFOA at promoting liver tumors in a trout model of PPAR α -independent liver cancer. The gene-expression profile evident in liver of treated trout was similar to estrogen, which was used as a positive control in the study (Benninghoff et al., 2012).

Both occupational and non-occupational studies have investigated whether cancer is associated with PFOA and PFOS exposure in humans. IARC classified PFOA as possibly carcinogenic to humans (Group 2B) based on credible evidence of testicular and kidney cancer associated with PFOA exposure in animal testing and the C8 Health Project (Barry et al., 2013; IARC, 2016). The C8 Science Panel concluded that a “probable link” existed between PFOA exposure and testicular and kidney cancer, but no other types of cancer. A recent prospective study showed a positive association between PFOA exposure and kidney cancer in a general population cohort (Shearer et al., 2020). This study controlled for the possibility that an improperly working kidney might be slower to clear serum PFOA. Other studies of the general population have looked for but not found associations between serum PFOA levels and a range of cancers (Bonefeld-Jorgensen et al., 2014; Eriksen et al., 2009; Hardell et al., 2014; Innes et al., 2014).

In occupationally exposed workers, associations between exposure to PFOS or PFOA and male reproductive, kidney, and bladder cancers have been reported. These associations were generally weak and not consistent across studies (ATSDR, 2015b; Kennedy, 2015; Raleigh et al., 2014; Steenland & Woskie, 2012). In addition, the sample sizes for many of these studies are

small, and caution is needed in interpreting the results, as most studies did not control for other potential factors such as smoking (ATSDR, 2015a). A recent mortality study of Italian fluoropolymer workers highly exposed to PFOA reported higher mortality for liver cancer, liver cirrhosis, and diabetes than in a comparison group of workers at a nearby metalworking factory (Girardi & Merler, 2019).

PFOS serum levels were not associated with more breast, bladder, pancreatic, liver, or prostate cancers in the general Danish population (Bonefeld-Jorgensen et al., 2014; Eriksen et al., 2009; Roswall et al., 2018). A small case control study of Swedish men with prostate cancer found no overall association with PFOS except among a subgroup with a hereditary risk (i.e., first-degree relative with prostate cancer) (Hardell et al., 2014). Prostate specific antigen (PSA), a clinical marker used in screening for prostate cancer, was not associated with serum PFOS or other PFAA among greater than 25,000 men in the C8 cohort (Ducatman et al., 2015).

In 2016, EPA concluded that there was suggestive evidence of carcinogenic potential of both PFOA and PFOS in humans. For PFOA, EPA based its determination primarily on Leydig cell tumors observed in two rat studies and renal and testicular cancer in the C8 Health Project. For PFOS, EPA relied primarily on observations of liver and thyroid adenomas in chronic rat studies (EPA, 2016b, 2016c).

Sources of uncertainty in assessing hazard

We still know very little about the potential toxicity of thousands of individual PFAS. PFOA and PFOS have large evidence bases to support human health assessments. Another dozen or so PFAS have limited but growing data to support assessment. EPA and NTP are testing 150 PFAS using rapid high-throughput testing to more broadly inform hazard assessment of PFAS. This list includes PFAS from 75 different subclasses and may help regulators construct a grouped approach to managing PFAS (EPA, 2019; Patlewicz et al., 2019). Understanding how to assess PFAS mixtures is critical because most environmental samples and human biological samples contain mixtures of PFAS, and yet we have very little data to understand how PFAAs may interact or the hazard of these cumulative exposure to PFAS mixtures.

Laboratory animals differ from humans in how rapidly they excrete a number of PFAS (serum half-lives in hours to days in rodents versus years in humans), how their specific tissue responds (PPAR α activation in rodent versus human liver tissue), and the adverse effects observed (reduced serum cholesterol in rodents versus increased cholesterol in humans). Toxicokinetic models of internal dose help us extrapolate from animal results to humans, but some of the inputs—like human clearance rates for different lifestages, gender, and level of exposure—are uncertain. The mechanisms of action underlying adverse effects observed are only partly understood. This adds to uncertainty about which outcomes in test animals are most relevant to human risk assessment and which animal models are best suited to investigating outcomes observed in human studies.

The cross-sectional study design of most PFAS epidemiological studies limits their use in determining causality. In fact, researchers believe some health outcomes associated with serum levels of PFAS could be due to reverse causation. For example, earlier menopause and shorter breast-feeding duration may result in increased serum PFAS since menstruation and lactation

are excretion pathways in women. Conditions like kidney disease that can reduce glomerular filtration rate may lead to higher serum PFAS because the disease impairs a major excretion pathway.

Another concern is using a single serum sample to quantify human PFAS exposure. Serum levels reflect exposure across recent months to years, but will not provide information on a historical peak exposure or fluctuations in serum over time. A single serum will not necessarily reflect the level in serum that preceded the onset of a disease or condition. Some studies, like the C8 Health Project, did exhaustive exposure reconstruction to overcome this limitation. A final concern is that a number of the outcomes with the most robust evidence in people—increased cholesterol, reduced birth weight, and immunosuppression—have many possible causes, which are difficult to control for in community-wide observational studies.

Epidemiological studies are limited in their ability to tease out associations between a specific PFAS and health outcomes in populations with simultaneous exposure to multiple PFAS. This is especially true when studying populations exposed through a community drinking water system, as individual PFAS will be highly correlated with each other in serum samples from that community. In addition, analytical methods have typically only measured about a dozen PFAS in drinking water and serum. Unidentified PFAS in drinking water may be contributing to community exposure and may confound associations between health outcomes and measured PFAS. For example, four new (previously unmeasured) PFAS were recently identified in the drinking water and human serum of residents in Wilmington, North Carolina (Center for Human Health and the Environment, 2018).

PFAS toxicology continues to be a very active area of research. NTP and EPA both have high priority research efforts underway to fill important data gaps. In addition, the National Institute of Environmental Health Sciences (NIEHS) is granting more than \$10 million dollars annually to universities to study PFAS. Hundreds of new peer-reviewed papers are published each year.

7.2 PFAS exposure in people

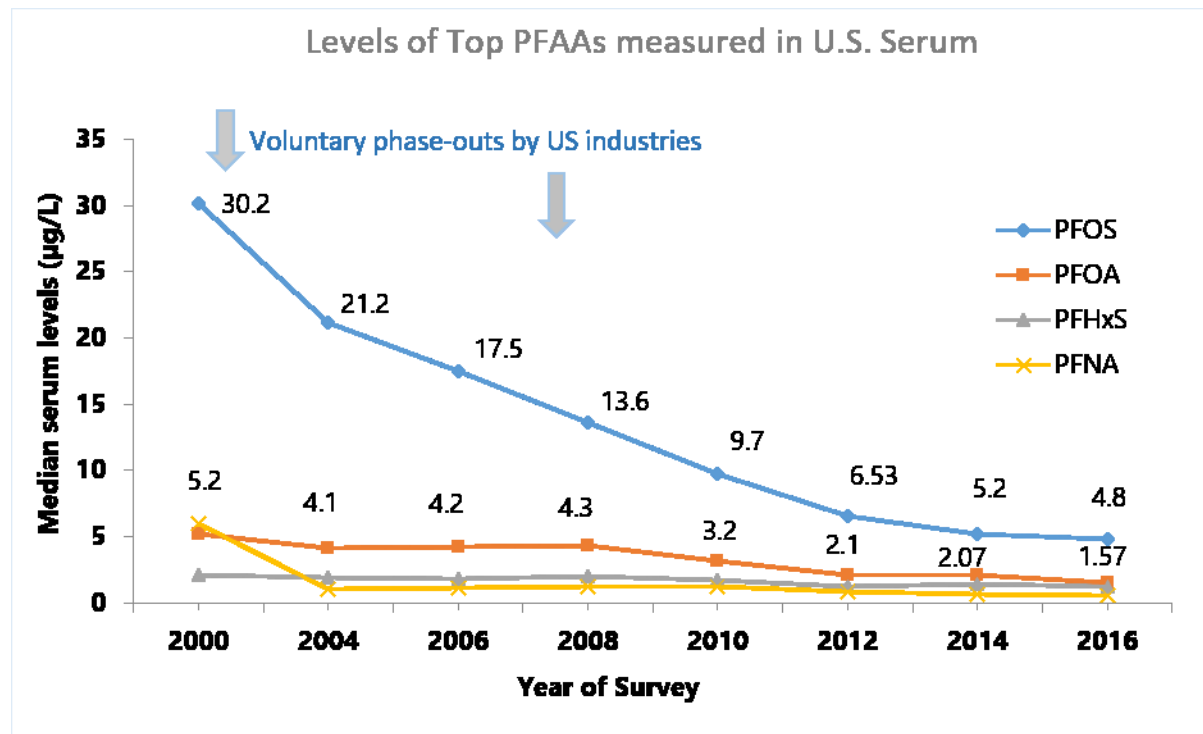
7.2.1 Trends and demographics of PFAA exposure

Widespread exposure to PFAAs in the U.S.

In national surveys, the CDC found that nearly all people tested had detectable levels of PFOS, PFOA, PFNA, and PFHxS in their blood serum. These four are the top four PFAAs measured in human serum in terms of frequency and concentration.

Figure 40 shows the average levels detected in U.S. serum over time. It's important to note that a voluntary phase-out of production of PFOS, PFOA, PFHxS, and related precursors by 3M occurred between 2000 and 2002, and a voluntary phase-out of PFOA and longer-chain perfluoro-carboxylic acids (PFCAs) occurred by eight major U.S. manufacturers between 2006 and 2015 under a stewardship agreement with EPA (ITRC, 2020a).

Figure 40. Time trend of median serum levels ($\mu\text{g/L}$) of four PFAS in a representative sample of U.S. residents over 11 years old from the NHANES (CDC, 2019).



Biomonitoring data for the general population of Washington is limited to one study in 2004 by Olsen et al., in which seven PFAAs compounds were measured in stored blood serum of 238 elderly men and women in Seattle (Olsen et al., 2004). These levels were comparable to national levels in adults at the time (CDC – NHANES, 2017).

Serum levels of these PFAAs have declined following phase-outs in domestic production and use that began in the year 2000. These PFAS have not been federally banned. Some uses were allowed to continue under EPA Significant New Use Rules. These PFAS may also be in imported materials and products (see Appendices [3: Sources and Uses](#), and [9: Regulations](#)).

It is important to acknowledge that we have limited ability to measure and identify human exposures to PFAS. There are thousands of PFAS compounds, but only about a dozen have been regularly measured in blood serum of people (CDC – NHANES, 2019; Olsen et al., 2017). Individual research studies have employed expanded panels with up to 62 PFAS. PFOS, PFOA, and PFHxS still predominate among the identified PFAS in results (Miaz, 2020; Nakayama, 2020; Yeung, 2015).

Investigations of human serum with nontargeted methods, however, show that even expanded panels of PFAS can miss a considerable portion of organofluorine compounds in serum (Miaz, 2020; Yeung, 2015). In a recent Swedish study, 50% of the total extractable organofluorine content observed in archived pooled maternal serum samples collected in 1996 was unexplained by targeted analysis of 62 PFAS. The proportion of novel PFAS appeared to be growing over time, as only 20% of the total extractable organofluorine was explained by targeted analysis in their 2017 samples (Miaz, 2020).

Some PFAAs are highly bioaccumulative in people.

Bioaccumulation occurs because the human body readily absorbs PFAAs from the digestive tract, but only slowly eliminates them. Long-chain PFAAs accumulate in human blood serum, liver, lung, bone, and other locations in the body (Koskela et al., 2017; Perez et al., 2013). Some PFAAs can cross the placenta into fetal tissue (Mamsen et al., 2019). The body excretes other PFAS—such as PFBA and PFHxA—more rapidly. These are infrequently detected in the general population serum samples above 0.1 µg/L, but were detected more frequently in paired urine samples (Calafat et al., 2019).

A **half-life** is one way to measure the bioaccumulative nature of a substance. It represents the time required for the serum concentration of PFAS to drop by half after removing the source of exposure (such as contaminated drinking water). Estimates of half-life vary depending on the age and gender of the population studied, the level of PFAS exposure, the level of continuing background exposure, and the length of follow-up. Mean and median estimates of serum half that are most relevant to environmental exposures are provided below.

- PFOA: 2.3 to 3.9 years (Li et al., 2018).
- PFOS: 3.3 to 4.6 years (Li et al., 2018; Olsen et al., 2007).
- PFNA: 2.5 to 4.3 years (Zhang et al., 2013).
- PFHxS: 5.3 to 7.1 years (Li et al., 2018).
- PFHxA: 32 days (Russell et al., 2013).
- PFBS: 27 days to 44 days (Olsen et al., 2009; Xu et al., 2020).
- PFBA: 72 hours (Chang et al., 2008).

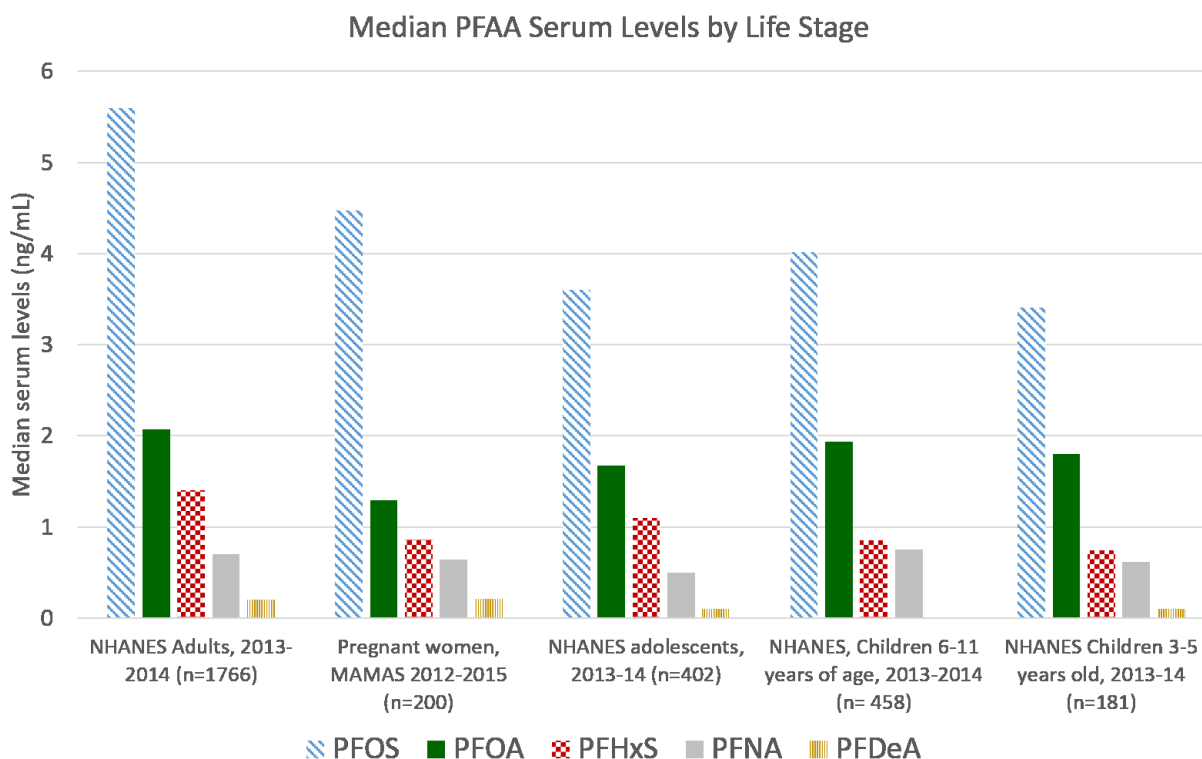
Serum levels of individual PFAAs vary across lifestage and sex

In the general population, children's serum levels of the primary PFAAs measured are often similar to or lower than adult levels. A study of 598 children ages 2 – 12 years in 1994 and 1995 by Olsen et al. reported that children were comparable to adults in their PFOS and PFOA levels. However, children had substantially higher 95th percentile values of PFHxS and FOSAA (Olsen et al., 2004). The higher levels in this subset of children may have been related to child-specific patterns of exposure to household items, such as treated carpet and textiles. In a 2009 study, 1-to-2-year old children had median serum levels of PFOA, PFOS, and PFHxS lower than adults levels measured in NHANES from the same years (Schechter et al., 2012). This study reported no difference between genders among young children. A nationally representative subsample of 639 children, ages 3 – 11 years, in NHANES 2013 – 2014 detected PFOA, PFOS, PFHxS, and PFNA in all children at levels that were similar to those of NHANES 2013 – 2014 in adolescents and adults (Ye et al., 2017). See Figure 41.

This is in contrast to children living in areas with contaminated drinking water who frequently have higher PFAA serum levels than adults due to their higher rate of intake of drinking water per pound of body weight and lactational transfer from mothers (if breastfed). For example, nearly 5,000 matched pairs of mothers and children aged 1 – 19 years were compared in the C8 Health Project. Children aged 1 – 5 years had mean serum levels of PFOA that were 44% higher than their mothers, and serum levels of PFOS were 30% higher than their mothers. Children's

serum remained higher until age 12 for PFOA but persisted through age 19 for PFOS (Mondal et al., 2012).

Figure 41. Median PFAAs serum levels in the general U.S. population by life stage.



Notes:

- The data on U.S. adults aged 20 and older and on adolescents aged 12 – 19 are from CDC NHANES (CDC – NHANES, 2017).
- Data on pregnant women are from a state of California biomonitoring project called Measuring Analytes in Maternal Archived Samples (MAMAS), which is a representative sample of pregnant women statewide (California, 2017a).
- Data on children aged 3 – 11 years comes from a representative subset of NHANES (Ye et al., 2018).
- None of these studies were conducted in populations with known industrial sources of elevated PFAAs exposure.

Breastmilk can be a major contributor to infant exposure. A recent German study of PFAA serum levels in breastfed infants analyzed archived samples from a 1990 study. Compared to formula-fed infants, the breastfed infants had 4.4 times more PFOA, 2.2 times more PFOS, 3 times more PFNA, and 1.2 times more PFHxS (Abraham et al., 2020). A study of 100 mother-infant pairs in Sweden estimated that serum levels in exclusively breastfed infants increased 30% per month for PFOA, 45% per month for PFNA, and 40% per month for PFHxS of breast feeding (Gyllenhammar et al., 2018).

Only slight differences in PFAS serum levels are seen across adult age brackets, although older women have higher serum levels of PFOS, PFOA, and PFNA than younger adult women (Calafat et al., 2007). This may be due to the loss of several PFAS excretion pathways: menstration, pregnancy, and lactation (Jain, 2013; Taylor et al., 2014). The levels measured in these studies likely reflect non-occupational exposures to PFAS in diet, consumer products, and homes.

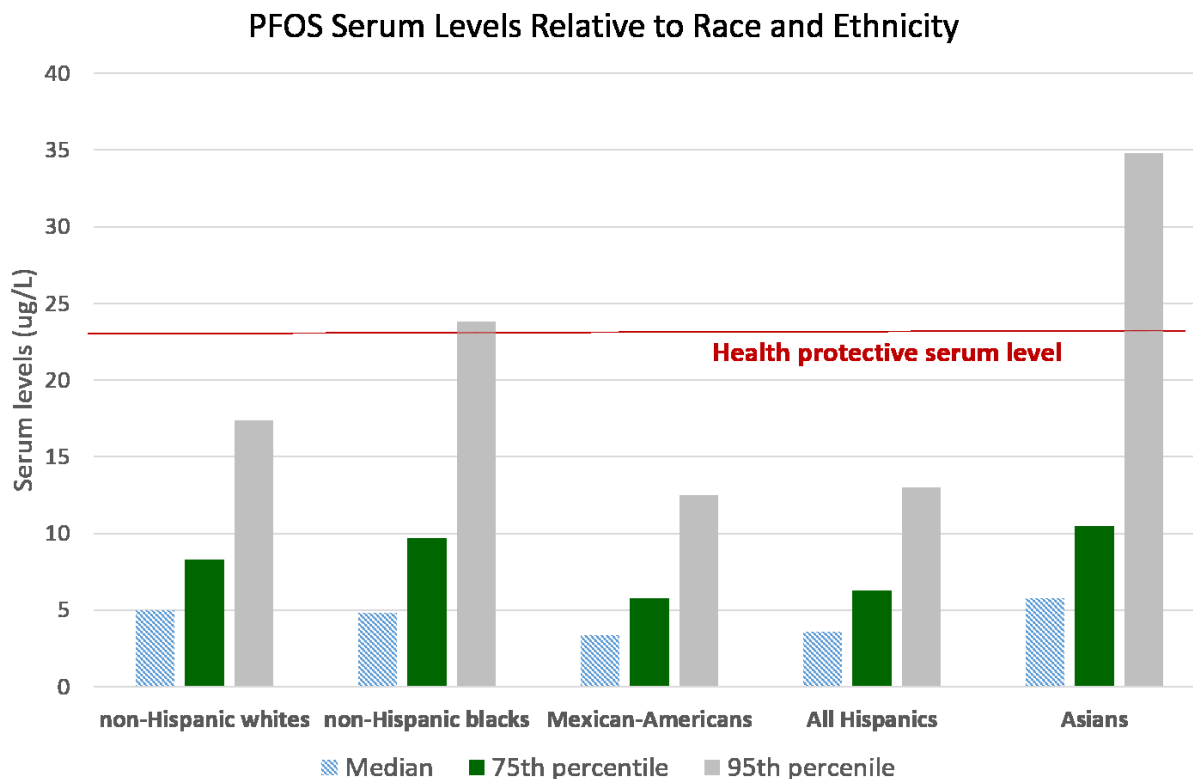
There are also observed sex differences in exposure to some PFAAs. Mean serum levels are generally lower in females post-puberty than in males. Compared to males over 11 years old, the geometric mean serum level for females over 11 years old was 24.4% lower for PFOA, 16% lower for PFNA, 40.9% lower for PFOS, and 45.6% lower for PFHxS in the latest CDC survey data (2015 – 16). The other eight PFAAs measured did not have sufficient frequency of detection to calculate a mean value for males versus females (CDC, 2019).

PFAA exposure varies by race, ethnicity, income, and education level

In 2015 – 2016 NHANES data, PFAA serum levels varied by racial and ethnic identity. Mexican-Americans had lower median serum concentrations of five PFAS than non-Hispanic whites or non-Hispanic blacks. Participants who self-identified as Asian had on average higher levels of PFOS and several other PFAAs (See Figures 42 and 43). Figure 42 shows differences in serum PFOS, which were the most pronounced. Similar demographic findings were reported in an earlier NHANES survey (Nelson et al., 2012).

In other studies, black Americans had lower PFAA levels than non-Hispanic whites. Kingsley et al. (2018) reported that non-Hispanic black women had 18% lower serum PFOA and 43% lower serum PFHxS concentrations than non-Hispanic whites in a study of pregnant women in Cincinnati, Ohio. Serum PFOS and PFNA were also lower, but the difference was not statistically significant (Kingsley et al., 2018). In Project Viva—a study of children aged 6 – 10 years born in the Boston area—children of black mothers had lower levels of PFOA, PFOS, PFHxS, and 2-(N-methyl-perfluorooctane sulfonamido) acetic acid (Me-PFOSA-AcOH), but not PFNA, compared with children of white mothers, even after adjusting for maternal concentration during pregnancy (Harris et al., 2017). It is not clear what factors underlie the differences observed, but income level, dietary habits, and use of consumer products such as stain repellents appear to contribute (Boronow et al., 2019; Kingsley et al., 2018). See [Section 7.3 Pathways of exposure](#) for more information.

Figure 42. Demographics of PFOS serum levels in non-Hispanic whites, non-Hispanic blacks, Mexican-Americans, all Hispanics, and Asians (CDC - NHANES, 2015-2016).

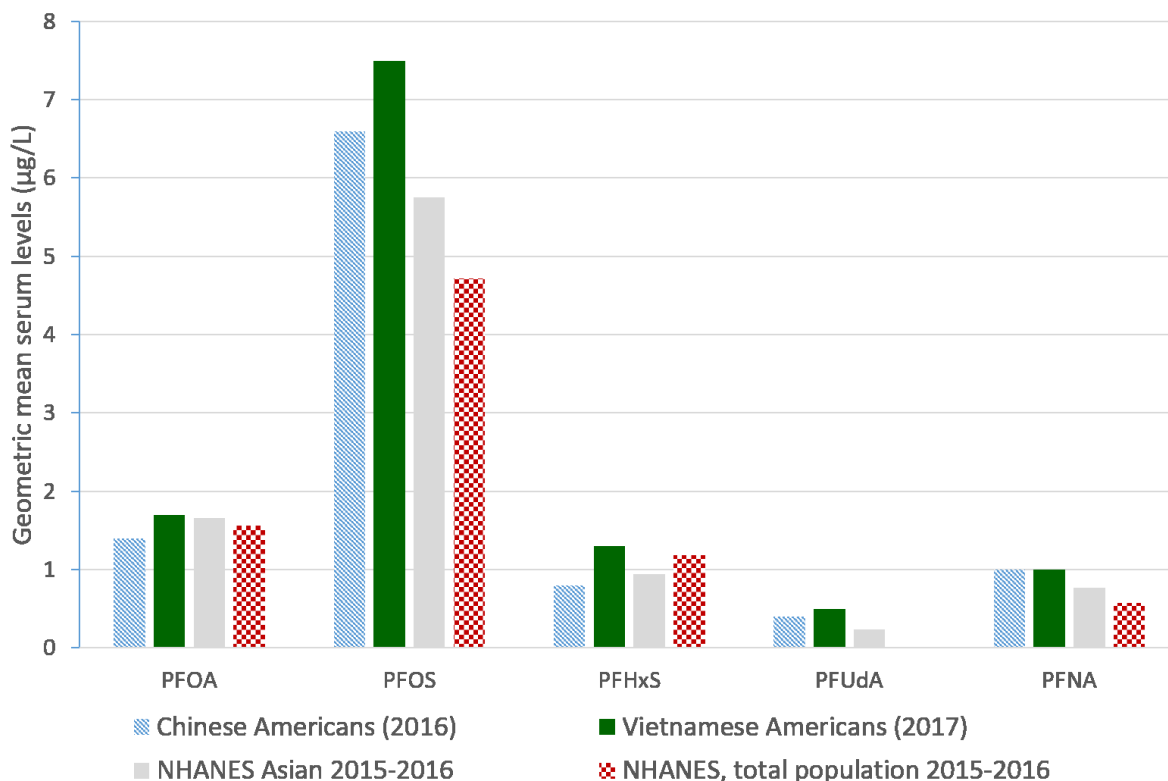


Notes:

- The red line represents the health-protective limit for human exposure recommended by New Jersey (22.5 µg/L), New Hampshire (23.6 µg/L), and Washington (23.6 µg/L) in their recommendations for drinking water limits for PFOS (New Hampshire Department of Environmental Services, 2019; New Jersey Drinking Water Quality Institute, 2018; Health, 2021).

The California Environmental Contaminant Biomonitoring Program investigated risk factors for elevated PFAAs in two Asian subgroups in the Asian Pacific Islander Community Exposures (ACE) Study (Biomonitoring California, 2019a, 2019b). This study recruited about 100 ethnic Chinese and 100 ethnic Vietnamese participants in San Francisco and San Jose areas in 2016 – 2017. Both subgroups in their study had even higher levels of PFOS than NHANES Asians at the mean and 95th percentile (see Figure 43). PFAAs serum levels were significantly associated with demographic factors such as age, sex, U.S. residency, birth country, household income, and language. Specifically, higher PFAA levels were associated with a smaller portion of life spent in the U.S., presumably reflecting more time spent in countries where industrial manufacturing and emissions have continued (Xie et al., 2013). Researchers concluded that California’s regional immigration and racial and ethnic patterns may contribute to differences in PFAAs observed across the statewide surveys of PFAS (Attfield, 2018).

Figure 43. Geometric mean PFAAs serum levels ($\mu\text{g/L}$) in Asian subgroups from the ACE Study in California, compared to national norms as reported in CDC NHANES 2015 – 16. (Attfield, 2018; Biomonitoring California, 2019a, 2019b; CDC - NHANES, 2015 – 2016).



The most recent U.S. Census estimates for Washington state demographics estimate 8.3% of state residents are Asian and 3.7% are black or African-American (U.S. Census Bureau, 2018). If the distribution of serum PFOS in the state is similar to national norms, approximately 10% of Asian and 5% of African-American residents in Washington state would have PFOS serum levels that exceed health-based protective levels recommended by New Jersey (22.5 $\mu\text{g/L}$), New Hampshire (23.6 $\mu\text{g/L}$) and Washington (23.6 $\mu\text{g/L}$) (New Hampshire Department of Environmental Services, 2019; New Jersey Drinking Water Quality Institute, 2018; Health, 2021). No information was located for relative levels of PFAS in serum in U.S. or Northwest tribal populations.

Scientists don't know yet how social and economic determinants (e.g., race, ethnicity, income, education) are exactly linked with the environment, health, and well-being. Scientists believe that these associations could result from differences in socioeconomic factors, which may influence exposure and specific health outcomes.

Among a cohort of pregnant women living in eastern Massachusetts, PFAA serum levels were higher in women who were younger, less educated (but higher income), and had less educated partners (Sagiv et al., 2015). A meta-analysis confirmed that socioeconomic status (defined by income) is an important determinant of PFAS blood levels in people. This study looked at human biomonitoring markers of PFAS exposure with education and income. The study showed

consistently that a higher income is associated with higher PFAS concentrations (Buekers et al., 2018). The authors concluded that with PFAS it appears that a low socioeconomic status is not associated with an increased chemical burden.

7.2.2 Populations with elevated PFAS exposure

Occupational exposures

Manufacturing workers and those working with PFAS products

A number of occupational exposure studies of PFAAs in workers at fluorosurfactant and fluoropolymer manufacturing facilities were reviewed by ATSDR (ATSDR, 2018b). Compared to people with environmental exposures, concentrations reported in workers during the 1990s and 2000s were typically much higher (i.e., 800 – 10,000 µg/L for PFOA, 800 – 2,440 µg/L for PFOS, 200 – 1,850 µg/L for PFHxS).

Some professional ski waxers heat and handle PFAS-containing glide waxes during the professional competition season. Several European investigations have documented their high airborne exposure to PFAS in workspace and personal air. These studies have also shown increased serum levels of PFAS associated with this work (Freberg et al., 2010; Freberg et al., 2014; Nilsson et al., 2013; Nilsson et al., 2010; Russell et al., 2013).

Exposure information is limited or lacking for other workers. Tanner et al. (2018) reported that in a cohort of older adults in upstate New York, those who had worked in industries known to use PFAS had higher serum PFOS and PFOA than workers who did not work in those industries (Tanner et al., 2018). Workers who may be expected to have higher exposures include those who manufacture or handle PFAS-treated paper, carpets, leather, apparel, furniture, and individuals who install carpets or provide professional carpet care services, or other retail exposures.

For example, indoor air concentrations of 14 PFAS (Fluorotelomer alcohols [FTOH]: 4:2 FTOH, 6:2 FTOH, 8:2 FTOH, 10:2 FTOH, 12:2 FTOH; fluorotelomer acrylates [FTAC]: 6:2 FTA, 8:2 FTA, 10:2 FTA; perfluorinated sulfonamido ethanols and perfluorinated sulfonamides: EtFOSA, MeFBSA, MeFOSA, N-Methyl perfluorooctane sulfonamido-ethanol [MeFOSE], MeFBSE, N-Ethyl perfluorooctane sulfonamidoethanol [EtFOSE]) were measured in various settings, with the highest concentrations in stores selling outdoor equipment, a furniture shop, and a carpet shop (Langer et al., 2010). Schlummer et al. (2013) found higher air concentrations of FTOH in carpet shops and stores selling outdoor textiles than Langer et al. (2010). A study of PFAS-containing outdoor jackets in Germany showed that the jackets emitted FTOHs. The study estimated that inhalation of FTOHs by jacket retail workers would result in PFAS exposures similar to levels of dietary intake at the time (Knepper et al., 2014). Table 67 below summarizes occupational exposure estimates.

Table 67. Occupational exposure estimates (Langer et al., 2010).

Occupation	Average total PFAS air concentrations (nanogram/cubic meter) [ng/m ³]	Average exposure to total PFAS (ng/ kg body weight-day)
Retail trade workers in furniture and carpeting stores	187	11.84
Retail trade workers in sporting goods stores	351	22.23

Firefighters

Firefighters may have contact with PFAS in class B foams (also referred to as aqueous film forming foam (AFFF) when extinguishing flammable liquid fires or during training exercises. Firefighter turnout gear may also shed or emit PFAS during normal use and cleaning (Peaslee et al., 2020). Finally, firefighters may be exposed to PFAS in smoke and dust from burning building materials. For example, serum collected from first responders after the World Trade Center collapse had 2-fold higher concentrations of PFOA and PFHxS compared to the U.S. general population. Higher exposure to PFNA, PFHxS, and PFOA was associated with work in areas that had higher exposure to dust and smoke (Tao et al., 2008).

PFAS serum levels were higher among firefighters compared to the general population in several studies (California, 2016; Dobraca et al., 2015; Jin et al., 2011; Shaw et al., 2013). A 2010 – 2011 study of 200 California firefighters showed slightly higher mean serum levels for PFOS, PFOA, and PFHxS compared to national norms for the study period (California, 2016, 2017b). A 2014 – 2015 PFAS biomonitoring study in a female cohort of firefighters and office workers reported higher exposure to PFHxS, PFUnDA, and PFNA in firefighters compared to office workers after controlling for age, race, and ethnicity. The levels of PFHxS, PFDA, and perfluorobutane sulfonic acid (PFBuS) were higher in firefighters and office workers compared to 2013 – 2014 NHANES adult women (Trowbridge et al., 2019).

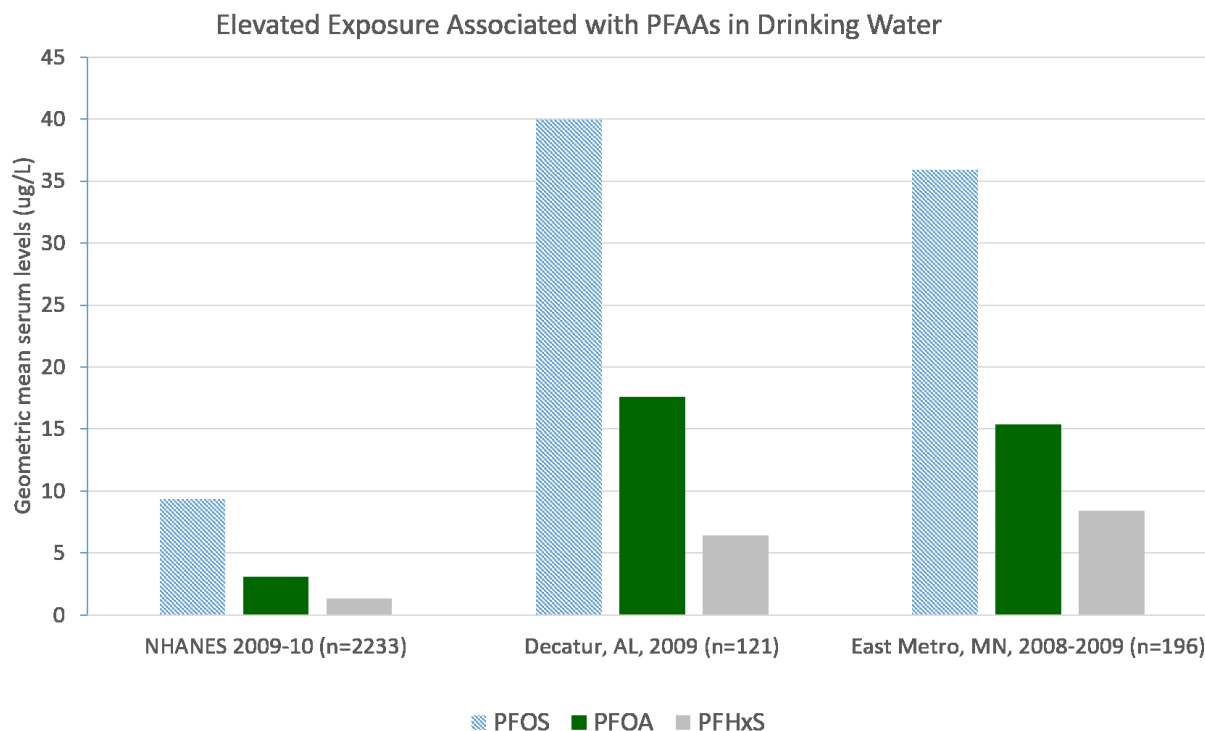
An Australian study of 149 contract firefighters who were required to train every 90 days with AFFF reported that median serum level of PFOS was ten times higher in firefighters than the general population of Australia and Canada. PFHxS was 15 times higher. PFOA, PFNA, PFHpA, and PFDA were not elevated in firefighters relative to the general population. Median serum levels in the group of firefighters studied were 66 µg/L PFOS and 25 µg/L PFHxS. Maximum detections were 391 µg/L PFOS and 277 µg/L PFHxS. Interestingly, study participants who had worked ten years or less (only after the phase out of PFOS-based AFFF) had levels of PFOS that were similar to the general population. A small study by the same research group used non-targeted analysis (quadrupole time-of-flight tandem mass spectrometry) to identify additional novel PFAS that were more frequently detected or unique to the firefighters studied (Rotander, Karrman, et al., 2015; Rotander, Toms, et al., 2015)

A small occupational exposure study in Finland analyzed 12 PFAS in the serum of eight firefighters after each of three training sessions with AFFF and simulated aircraft fires. Serum concentrations of PFHxS and PFNA were, on average, slightly higher in serum after the training sessions. Neither of these PFAS were ingredients in the foam being used, but may have been metabolites of precursor PFAS or from another part of the process (Laitinen et al., 2014).

Communities with PFAS contamination in drinking water

A large number of U.S. drinking water supply wells have tested positive for PFAS since testing began in 2013 (Environmental Working Group (EWG), 2020b). Below, we highlight three examples of communities with drinking water contamination that also had serum testing. Figure 44 shows the average community concentrations of serum PFAAs in two communities in which drinking water was impacted by industrial emissions and waste practices.

Figure 44. Elevated serum PFAAs levels (µg/L) in communities with drinking water impacted by industrial PFAS sources compared to the U.S. general population (ATSDR, 2013; CDC - NHANES, 2017; Minnesota Department of Health, 2020).



In Decatur, Alabama, a PFAS manufacturer reported in 2007 that it had been unknowingly discharging PFCAs into the Decatur Utilities Dry Creek Wastewater Treatment Plant (WWTP). Sewage sludge from that facility had been applied repeatedly as a soil amendment to about 5,000 acres of privately owned agricultural fields (176 fields on 35 farms). Between 2007 – 2009, EPA investigators detected PFAAs in the Decatur Utilities biosolids and in surface water, groundwater, and drinking water at and near the site of land application. PFAS concentrations in drinking water were not fully reported. Three out of 20 private wells had PFOA and PFOS

concentrations above the EPA provisional health advisory level at the time. Maximum detected levels were 365 ng/L PFOS and 2,200 ng/L PFOA. The public water system reported 155 ng/L PFOA in finished water in 2006 and 70 ng/L PFOA in finished water in 2010.

In April 2010, ATSDR tested serum samples from 153 people who lived and worked in the affected area. Median serum PFAA concentrations of 121 residents served by the public water system were 18.1 µg/L PFOA, 39.3 µg/L PFOS, and 7.4 µg/L PFHxS (Figure 44). Median levels were higher in nine residents served by private wells with detectable PFAS in the water: 30.8 µg/L PFOA, 60.8 µg/L PFOS, and 8.3 µg/L PFHxS (ATSDR, 2013).

The East Metro, a suburb of Saint Paul, Minnesota, is part of a larger area of Washington County, Minnesota with groundwater impacted by PFOS, PFOA, and PFHxS. This larger area is 150 square miles and affects the water supply of 140,000 Minnesotans. The sources of contamination are a large PFAS manufacturing facility in Cottage Grove and disposal sites at Oakdale, Woodbury, Cottage Grove, and Lake Elmo—where the plant had disposed of wastes in the 1950s, 1960s, and 1970s (Minnesota Department of Health (MDH), 2019). Drinking water contamination in the East Metro was discovered in 2004, and water filtration to remove PFAAs was developed and installed in 2006. PFOA and PFOS levels in municipal wells ranged from non-detect to 900 ng/L. In private wells, the levels ranged from non-detect to 2,200 ng/L for PFOA and non-detect to 3,500 ng/L for PFOS (MDH, 2020).

MDH conducted a community exposure assessment in the East-Metro Area in 2008 in a random sample of residents with impacted drinking water. Mean and maximum levels detected in the 196 residents tested (Figure 44) were:

- PFOA
 - Mean 15.4 µg/L
 - Max 177 µg/L
- PFOS
 - Mean 35.9 µg/L
 - Max 448 µg/L
- PFHxS
 - Mean 8.4 µg/L
 - Max 316 µg/L

PFBA and PFBS were also detected in 28% and 23% of the samples, respectively. MDH conducted additional biomonitoring in 2010 and 2014 to confirm that water filters were working to reduce exposure. Over the six years of follow-up, average individual levels of PFOS went down by 45%, PFOA by 59%, and PFHxS by 34% (MDH, 2020).

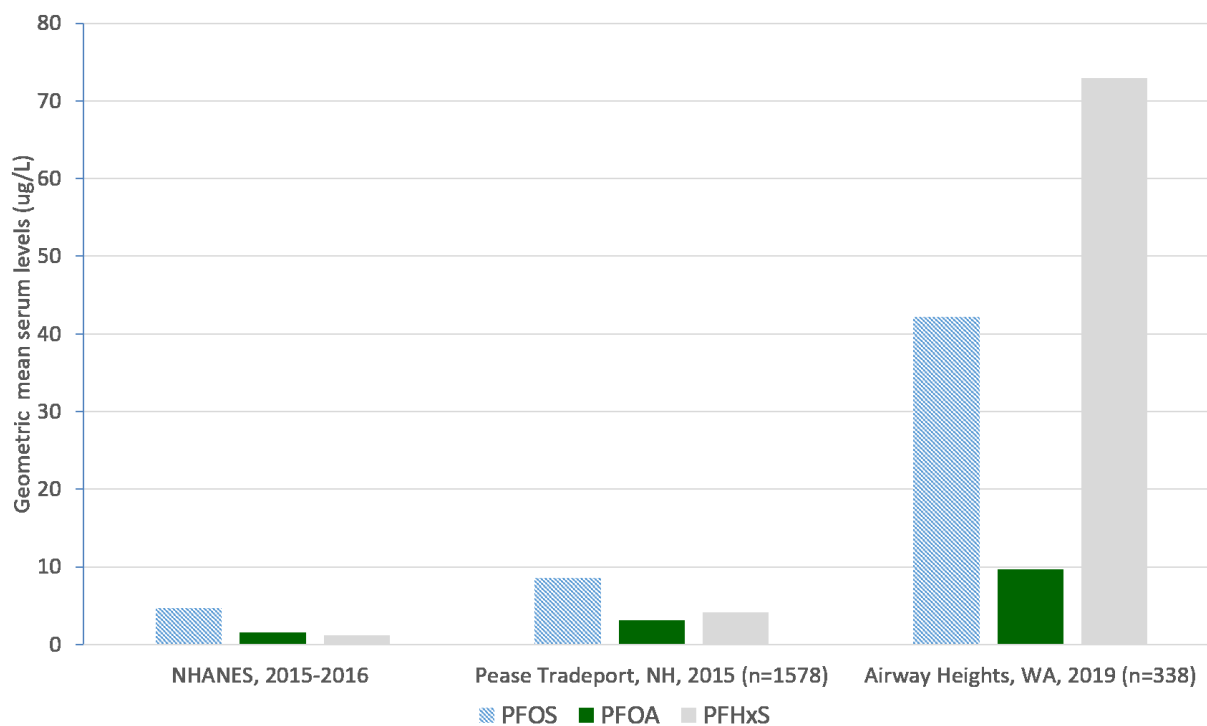
Biomonitoring studies have also documented elevated PFAS exposure in communities where firefighting foam contaminated their residential drinking water with PFAS. Figure 45 shows the mean serum concentrations in two communities compared to national norms.

At Pease International Tradeport in Portsmouth, New Hampshire, PFAAs were reported in three production wells of a public drinking water system in May 2014. The Tradeport was developed on the site of the former Pease Air Force Base and contains more than 250 businesses, public offices, restaurants, and childcare facilities employing more than 9,500

individuals. The suspected contamination source was firefighting foam used at the former base. Levels of PFAS detected were highest in the Haven well—PFOS (2,500 ng/L), PFOA (350 ng/L), and PFHxS (830 ng/L)—prompting the city to shut down the well. Two other wells had lower levels of these PFAS, but concentrations exceeded the 2016 EPA advisory level for PFOA and PFOS. These wells were fitted with PFAS filtration systems in 2016 (New Hampshire Department of Health and Human Services (NHDHHS), 2016).

Between April and October 2015, the NHDHHS conducted blood testing in 1,578 individuals who had lived on, worked on, or attended child care at Pease Tradeport. Three PFAAs were significantly elevated relative to national norms (Figure 44). Maximum serum levels detected were 95.6 µg/L for PFOS, 32 µg/L for PFOA, 116 µg/L for PFHxS, 5.2 µg/L for PFNA, and 5.6 µg/L for PFDeA. Six percent of the participants reported current or past experience as a firefighter, and may have had occupational exposure as well. Firefighters had significantly higher levels of PFOS and PFHxS compared to other participants (NHDHHS, 2016).

Figure 45. Geometric mean serum levels (µg/L) in samples collected from people who lived, worked or received childcare at Pease Tradeport in New Hampshire and Airway Heights, Washington. Levels are compared to national norms as measured by the CDC NHANES for the same time period.



The City of Airway Heights, Washington, near Fairchild Air Force Base, was selected to participate in a national exposure assessment of eight communities known to have had PFAS in their drinking water. PFAS in firefighting foam used at the base is the key suspected source of the water contamination (see [Section 7.4.3](#) for more information about this site). Serum levels measured in study participants, 2.5 years after the contamination was removed from community drinking water, were elevated for PFOS, PFHxS, and PFOA (See Figure 45). The study is being conducted by the Agency for Toxic Substances and Disease Registry (ATSDR, 2020a).

The mean serum levels of PFHxS and PFOS reported in the Airway Heights exposure assessment are higher than those reported by other U.S. studies of communities exposed to PFAS via drinking water (ATSDR, 2020b) and lower than serum levels measured in residents of Ronneby, Sweden (Li et al., 2018).

In Ronneby, Sweden, 2013, high levels of PFOS and PFHxS (8,000 ng/L PFOS, 1,700 ng/L PFHxS) were found in the drinking water from one of the two waterworks supplying the municipality (population 28,000 residents). The primary source of drinking water contamination was also firefighting foam. In follow-up biomonitoring studies, median serum levels were 228 µg/L (PFHxS), 245 µg/L (PFOS), and 21 µg/L (PFOA) in a large group of residents (n=3418) exposed to contaminated water at home for at least one year during 2005 – 2013 (Li et al 2018).

7.3 Sources and pathways for human exposure

The primary pathways of human exposure to PFAAs are:

Non-point or diffuse sources:

- Dietary exposure to PFAS in the global environment.
- Eating foods that have been in contact with PFAS-coated food papers.
- Swallowing or inhaling indoor dust and air in homes, offices, and other buildings with PFAS-containing materials, such as treated carpets, furniture, or hard surfaces.
- Contact with consumer products that contain PFAS ingredients such as certain cleaning products, cosmetics, carpet treatments, car washes, waterproofing sprays, and dental floss.

Local sources around a release site:

- Drinking contaminated water.
- Eating fish and shellfish or wild game and wild plants from contaminated areas.
- Eating crops or animal products (meat, eggs, milk) from farms with contaminated soils, water, or feed.

Work exposures:

- Making or processing PFAS-containing materials on the job.
- Using PFAS-containing products on the job (e.g., firefighters).
- Working with or near PFAS-treated textiles such as apparel, carpets, or building materials.

7.3.1 Drinking water

Drinking water has been a significant source of human exposure in areas where significant PFAS contamination has occurred (see [Section 7.2.2](#)). Ingestion is the primary route of absorption from drinking water since the ionic forms of PFAAs found in water are not readily absorbed through skin (ATSDR, 2018b). Drinking water may be contributing to background exposures as well. Low levels of eight PFAAs (PFOS, PFOA, PFHxS, PFNA, PFHpA, perfluoro-n-pentanoic acid (PFPeA), PFUnDA, and PFDoDA) were detectable at very low levels in more than 30% of the archived U.S. tap water samples from 1990. Even these low levels of PFOA and PFNA in tap water (0.57 ng/L and 0.13 ng/L, respectively) were associated with higher plasma concentrations of PFOA and PFNA in household members. The authors estimated that tap water explained about 20% of residents' exposure for these two compounds (Hu et al., 2019).

According to Hu et al. (2016), the most significant two risk factors for detection of six PFAS in U.S. public drinking water systems in EPA's Unregulated Contaminant Monitoring Survey (UCMR3) were:

- Proximity to military fire training areas that used PFAS-containing products.
- Proximity to industrial sites that made or used PFAS.

More information about drinking water contamination is presented in [Appendix 4: Fate and Transport](#).

Several large studies of long-term human exposure to PFOA in community drinking water have observed that average serum levels in the population are about 100 times the drinking water concentration (i.e., serum: drinking water ratio of 100:1) (Pitter et al., 2020; Post et al., 2012; Post et al., 2013). PFOS in community drinking water is estimated to result in average serum concentrations 172 times the chronic concentration in drinking water (Egeghy & Lorber, 2011; New Jersey Drinking Water Quality Institute, 2018).

These approximate ratios were also observed in a recent study of California teachers who lived in zip codes with detectable but modest drinking water levels of PFOS and PFOA as measured in the UCMR3 study (Hurley et al., 2016). Serum levels in any specific community are likely to relate to:

- How long the drinking water has been contaminated.
- Timing of serum sampling relative to when the exposure occurred.
- Individual consumption and use patterns of drinking water.
- Co-exposure to food.
- Consumer products.
- Other unknown sources.

7.3.2 Food

Food is another primary way most people are thought to be exposed to the PFAAs commonly detected in human serum (ATSDR, 2015; Jain, 2018; Poothong et al., 2020). In the U.S. and Canada, PFOA and PFOS were detected in some snack foods, vegetables, oils and butter, meat, dairy products, wild and farmed fish, shellfish, fast food, and microwave popcorn (Schechter et al., 2010; Tittlemier et al., 2007). In two small recent surveys by the Federal Drug Administration (FDA), few detections of 16 PFAS were reported in a wide variety of foods in the U.S. food supply. The exception was detection of PFOS (86 – 87 pg/g) in ground turkey and tilapia.

More extensive testing for PFAS in the food supply has occurred in Europe. The EFSA Panel on Contaminants in the Food Chain recently assessed more than 69,433 analytical results for 26 PFAS in common foods sampled across 16 countries of the European Union (EU). Many samples were below the analytical detection limits for the PFAS tested. Of the samples that were positive, fish, meat, and eggs generally had the highest concentrations. Vegetables and fruits had low concentrations but frequent detections. The EFSA panel concluded that fish and other seafood, eggs, meat, and fruit were important contributors to chronic exposure of PFOS and PFOA in Europeans. Vegetables and drinking water were also important contributors to chronic PFOA exposure. The same key dietary contributors emerged when they considered combined exposure to PFOA, PFNA, PFHxS, and PFOS (EFSA, 2018, 2020).

Two large U.S. dietary studies based on CDC NHANES data found that higher fish and shellfish consumption were associated with higher serum levels of PFAAs (Christensen et al., 2017; Susmann et al., 2019). In Susmann et al. (2019), higher levels of serum PFNA, PFDA, and PFOS were associated with fish consumption reported in the past 24 hours, 7 days, or 30 days and with seafood consumption in the past 12 months. Shellfish consumption reported for these same recall periods was associated with higher serum levels of PFNA and PFDA.

This study also found that serum PFAAs were positively associated with consumption of popcorn, fast food, and pizza, and were inversely associated with the number of food meals eaten at home (Susmann et al., 2019). Similar findings were reported in another dietary exposure study of California children and adults. Positive associations were found between PFAS serum concentrations and consumption of butter and margarine, fish, meat products, and microwave popcorn (Wu et al., 2015). PFAAs in fast food wrappers, non-stick baking paper, grease-proof take-out containers, and microwave popcorn bags can migrate out of the paper into food (Begley et al., 2008; Begley et al., 2005; European Commission and Cordis, 2012; Gueke, 2016)

At contaminated sites, food raised for human consumption could have elevated PFAS. Site investigations and research studies have demonstrated that when PFAAs are present in soil, drinking water, irrigation water, or animal feed, they can transfer to livestock and food crops. Shorter chain PFCAs appear most likely to accumulate in plants (Ghisi et al., 2019). Long-chain perfluoroalkane sulfonic acids (PFSA) and PFCAs are the most likely to accumulate in animals. The degree of uptake and accumulation depends on the PFAA, the plant or animal species, and the level of contamination. For example, low levels of PFAAs in soil did not cause significant

uptake in vegetables in a Minnesota garden study (Scher et al., 2018). PFAA uptake has been observed in:

- Chicken meat and eggs (Australian Government Department of Defense, 2017; Yeung et al., 2009; Yoo et al., 2009).
- Beef cattle and other livestock (Lupton et al., 2012, 2014; Numata et al., 2014).
- Dairy animals and their milk products (Kowalczyk et al., 2012; Kowalczyk et al., 2013; Maine Department of Environmental Protection, 2017).
- Fish (Hansen et al., 2016).
- Cereals (wheat, rye, oats) (Liu et al., 2019; Stahl et al., 2009).
- Vegetable crops (Bizkarguenaga et al., 2016; Lechner & Knapp, 2011; Liu et al., 2019).

See [Appendix 6: PFAS Ecotoxicology, Section 6.2 Bioaccumulation](#), about uptake in plants, fish, birds, and other animals, and [Appendix 8: Biosolids, Section 8.6 Literature review of biosolids land application effects](#), regarding uptake by plants from biosolids application, for more information.

7.3.3 Consumer products

Contact with consumer products is a potential source of human exposure to some PFAS. Dipersable products such as waterproofing sprays and carpet cleaners may be inhaled, swallowed, or absorbed across the skin. Cosmetics and personal care products are applied directly to the skin. Durable products such as nonstick pans, hard surface sealants, and waterproof outdoor gear may release PFAS as they age. Young children may suck directly on treated surfaces and fabrics, or swallow PFAS on their hands during normal hand-to-mouth exploration. We review the types of consumer products that contain PFAS extensively in [Section 3.3, Consumer products](#), along with the evidence for human exposure from these items.

Indoor dust and air have been sampled as an aggregate measure of human exposure to PFAS emitted or shed from consumer products and building materials. People inhale and ingest contaminated air and dust, leading to human exposure to PFAS.

Carpets and carpet care treatments

Carpets have been routinely treated with PFAS-based protectants to make them resistant to stains and easier to clean (see [Appendix 3: Sources and Uses, Section 3.3.2 PFAS in a typical home](#)). Several investigations have attempted to characterize human exposure to PFAS from treated carpets and carpet care products. Karaskova et al. (2016) found that the combined concentrations of 20 PFAS on carpeted floors was higher than other floor types (Karaskova et al., 2016). Several other studies have also observed higher concentrations of various PFAS in the indoor environment in homes and offices with carpet (Fraser et al., 2013; Gewurtz et al., 2009; Kubwabo et al., 2005). Because children spend more time on or near the floor and have relatively high respiration rates and frequent hand-to-mouth activity, they have higher exposures to contaminated air and house dust, and have more direct skin and mouth contact with carpet. Karaskova et al. (2016), Tian et al. (2016), Shoeib et al. (2011), and Trudel et al. (2008) have found that house dust is an important PFAS exposure route for toddlers.

Studies show that children with carpets in their bedrooms have higher concentrations of PFOS, PFHxS, and Me-PFOA-AcOH in their bodies than children with other types of bedroom flooring (Harris et al., 2017). Boronow et al. (2019) found that women living in homes with treated carpet had higher exposure to PFAS, PFNA, and PFDeA.

In a Canadian study, a home where carpets had been treated approximately eight times with Scotchgard carpet protection formulations over 15 years had elevated levels of PFHxS, PFOS, and PFOA in house dust (2,780 nanograms per gram [ng/g], 1,090 ng/g, and 550 ng/g dust respectively). Serum levels of family members were also elevated (PFHxS ranged 27.5 – 423 µg/L, PFOS ranged 15.2 – 108 µg/L, and PFOA ranged 2.40 – 9.23 µg/L). The authors concluded that the ingestion or inhalation of household dust was the likely pathway of their elevated exposure (Beesoon et al., 2012).

A 2016 Danish Environmental Protection Agency (DEPA) study estimated the potential PFAS exposure to young children from five children's rugs (intended for those younger than 15 years old) that tested positive for organofluorine content in a survey of 21 rugs. PFOA and 6:2 fluorotelomer sulfonic acid (6:2 FTSA) were the primary PFAS detected in further targeted analysis. Using worst case assumptions about ingestion of carpet dust by toddlers, DEPA estimated 0.05 ng/kg-day exposure to PFOA with all other PFAS contributing another 0.04 ng/kg-day. This was well below the Danish screening value at the time (TDI of 30 nanograms per kilogram per day [ng/kg-day]) and is also below Washington state's recommended reference dose (RfD) for PFOA of 3 ng/kg-day (DEPA, 2016). It is important to note that their targeted analysis only measured a small percentage of the total organofluorine content present.

Apparel

PFAS are used to provide dirt repellency and durable water repellency to rain gear, snow gear, shoes and boots, synthetic and real leather, and other clothing including children's bibs, hats, mittens, rain and snowsuits (DEPA, 2015, Commission for Environmental Cooperation [CEC], 2017; Kotthoff et al., 2015; Gremmel et al., 2016). After market sprays may also be applied to apparel to boost water and dirt repellency. An earlier study reported that children who wore waterproof clothing more frequently had higher concentrations of PFOS and PFNA in their serum (Clara et al., 2008).

Several studies have investigated potential exposure to PFAS from apparel. A study by the CEC, investigated the presence and migration of PFAS in a range of 137 textile items purchased across Canada, Mexico, and the United States during the summer 2017 (CEC, 2017). Most of the items were performance apparel such as rain gear and sports attire but waterproof children's bedding and bibs were also included. PFCAs were the most frequently detected PFAS tested and both PFHxA and PFOA were detected in more than 40% of items. Both short-chain and long-chain PFCAs, PFSAs, fluorotelomer carboxylic acids (FTCA), fluorotelomer sulfonic acids (FTSA), and fluorotelomer unsaturated acids (FTUA) were detected in the materials tested. Investigation into release of PFAS from fabrics showed that water-soluble PFAS (PFBA, PFHxA, PFOA, PFBS, 6:2 FTS, 6:2 FTCA, 6:2 FTUA) were most likely to be released into wash water in the laundering scenario. Similarly, PFAS with shorter chain lengths and higher water solubility were most prone to migrate from the children's material into artificial saliva and from sports fabrics into artificial sweat (CEC, 2017).

Migration of PFAS from children's textiles into laundry water and artificial saliva was also documented in a study by the DEPA (DEPA, 2015). This study was conducted earlier when C8 chemistry predominated in the market. Compared to the amount of PFCAs in the materials measurable by solvent extraction, about 6% of the total PFCAs in treated fabrics migrated to artificial saliva and about 12% was released from the material during the laundering scenario (DEPA, 2015). The DEPA used oral and dermal estimates from their studies and air emission data from other studies to estimate an upper-end daily uptake of PFAS from children's clothes which was 0.55 ng/kg-day for a four-year-old (DEPA, 2015). This can be compared to Washington state's recommended reference dose (RfD) for PFOA of 3 ng/kg-day.

Neither study measured airborne emissions of volatile PFAS such as fluorotelomer alcohols (FTOH). Volatile PFAS have been measured in PFAS treated apparel (reviewed in DEPA 2015) and have been measured in emissions from treated apparel (Knepper et al., 2014). Their release from fabrics can actually increase over time as the material ages, presumably because of degradation of side-chain polymers (van der Veen et al., 2020). Several indoor air studies show that higher FTOHs in indoor air correlate with higher serum levels of PFAA in occupants (Shoeib et al., 2011; Makey et al., 2017; Fraser et al., 2012; Poothong et al., 2020). Inhalation of volatile PFAS may be the predominant pathway of exposure to PFAS in apparel.

Cosmetics and personal care products

Polymeric and non-polymeric PFAS ingredients are used in sunscreens, creams and lotions, foundation and concealers, shampoos, nail polish, eye makeup, and denture cleaners (DEPA, 2018; Geueke, 2016). Although none of the cosmetic ingredients listed in two surveys were PFCAs, testing by Fujii et al. (2013) and the DEPA (2018) showed that the majority of cosmetics with PFAS ingredients did contain a range of PFCAs (C6 – C14). As identified in [Appendix 1: Chemistry, Section 1.1.1 PFAS terminology](#), C6 represents a PFAS with a carbon chain length of 6, and so on. Presumably these occur as breakdown products of precursors or residuals from ingredient manufacturing. The listed ingredients with the highest levels of measured PFCAs were ammonium C6 – 16 perfluoroalkyl ethyl phosphate and C9 – C15 fluoroalcohol phosphate. Sunscreens and foundation had the highest measured PFCA levels. PFOA concentrations in a couple of samples exceeded the EU limit of 25 ng/g (DEPA, 2018; Fujii et al., 2013).

The DEPA conducted a human risk assessment based on the above survey results. DEPA used PFOA as the reference chemical because data on skin absorption and toxicity were available. They assumed 2% absorption across skin for ionic PFOA and 70% dermal absorption for neutral PFOA. Their risk assessment did not find a likely risk to consumers from any given product, even using conservative assumptions (DEPA, 2018). However, if they had used EFSA's 2018 TDI of 6 nanograms per kilogram (ng/kg) per week for PFOA as a screening level, most of their dermal exposure estimates from single products were just below or considerably above (up to 35 times higher) that screening level.

Indoor air and dust

As certain consumer products degrade by abrasion and normal wear and tear, they may contribute to PFAS levels in indoor dust and air. Indoor air is inhaled by occupants and indoor dust is both inhaled and swallowed, especially by young children who crawl on the floor and engage in hand-to-mouth activity.

In 2000 – 2001, a number of PFAS were measured in U.S. indoor dust samples collected from 112 homes and ten day-care centers in North Carolina and Ohio. PFOA, PFOS, and PFHxA were the most commonly detected (median concentrations in indoor dust were 142, 201, and 54.2 ng/g, respectively). Some dust samples had very high concentrations of PFOS and PFHxS (up to 12,100 and 35,700 ng/g respectively) (Strynar & Lindstrom, 2008). Lower mean concentrations of PFAA were detected in indoor dust samples from 152 homes in Vancouver, Canada. PFOA, PFOS, and FOSE were prominent in dust samples. 8:2 FTOH had a mean level of 88 ng/g dust and 2.9 nanograms per cubic meter (ng/m³) in air.

Exposure estimates in this study shows that air, rather than dust, was the primary exposure pathway in adults whereas in toddlers, dust was a significant pathway of exposure (Shoeib et al., 2011). In another exposure assessment, PFOA, PFOS, and PFNA measured in serum of pregnant women in Vancouver, Canada in 2007 – 2008 correlated with precursor chemicals measured in the indoor air of participants' homes. Specifically, positive associations were discovered between airborne 10:2 FTOH and serum PFOA and PFNA, and between airborne N-methyl perfluorooctane sulfonamido ethanol (N-MeFOSE) and serum PFOS (Makey et al., 2017). The median PFOA levels in dust observed in the U.S. and Canada are higher than the levels found in European countries (D'Hollander et al., 2010). This may be due to differences in PFAS use and sources.

PFOA, PFOS, and PFHxS were also routinely detected in indoor dust from homes, offices, and vehicles in Boston, Massachusetts in 2009 (Fraser et al., 2013). Another Boston study sampled PFAS in air in 30 offices in seven buildings, and compared this to serum levels in 31 office occupants. This Boston study detected a range of newer PFAS in more than 90% of the indoor air samples of offices, and reported maximum levels of 70 ng/m³ for 8:2 FTOH, 12.6 ng/m³ for 10:2 FTOH, and 11 ng/m³ for 6:2 FTOH (Fraser et al., 2012). Collectively, FTOHs in air significantly predicted PFOA in serum of office workers ($p < 0.001$) and explained approximately 36% of the variation in serum PFOA concentrations. PFOS in serum was not associated with air levels of perfluorooctane sulfonamides (PFOSAs) or N-ethyl perfluorooctane sulfonamido ethanols (N-EtFOSEs). The compounds 8:2 FTOH and 10:2 FTOH are precursors to PFOA, and represent a potential inhalation pathway.

Norwegian investigators also reported significant positive associations between household dust and air levels of certain PFAS and the serum PFAS concentrations in occupants. This study collected indoor air, dust, duplicate diet, and blood samples in 2013 – 2014 as part of a study to examine various pathways of PFAS exposure in 61 adults in the Oslo area. Air intakes of 10:2 FTOH were associated with serum PFUnDA, 8:2 FTOH inhalation correlated with serum PFNA, and MeFOSE and EtFOSE inhalation correlated with whole blood PFOSA. Air intake of 6:2 FTOH was not associated with measured serum PFCAs. Dust samples of PFOA and PFNA were also associated with serum levels. The authors estimated that PFAAs in dust contributed to 2% of

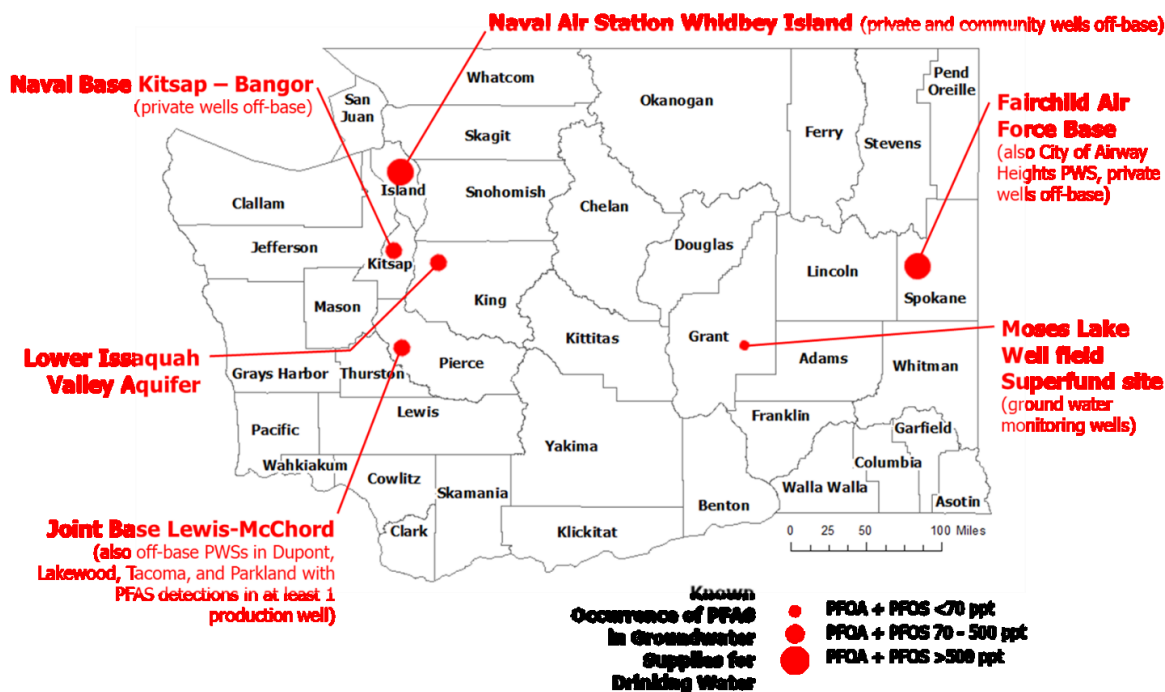
median exposures and PFAAs in indoor air contributed about 3% to median exposures in study participants. Specific individuals in the study, however, had much higher estimated contributions from household dust and indoor air (Poothong et al., 2020).

7.4 Known areas of PFAS contamination in drinking water aquifers in Washington state

Comprehensive testing for PFAS in drinking water has not been conducted yet in Washington state. Available data shows PFAS contamination in groundwater supplies used for drinking in five main areas of the state (Figure 46). Where levels exceeded the lifetime health advisory level for PFOA and PFOS of 0.07 µg/L set by EPA in 2016, water systems and the military have taken action to meet the federal health advisory.

In Figure 46, red dots indicate that at least one private or public well had detectable levels of PFOA and PFOS. The size of the dot indicates the maximum concentration detected. Detections of PFOA and PFOS by specific public water systems is provided in Table 68. The data shown in Figure 46 are from voluntary testing by the Navy, Air Force, and Army, and from proactive voluntary testing by public water systems. In addition, the Moses Lake Well Field superfund site, a former military facility, reported PFAS in groundwater monitoring wells in 2016.

Figure 46. Known areas of PFAS contamination in drinking water supplies.



The primary source suspected in these areas is a firefighting foam called AFFF that contained PFAS. Additional sources of PFAS at contaminated drinking water sites may be uncovered by ongoing investigations. Available state data are presented below with a summary of actions taken in each area.

7.4.1 Lower Issaquah Valley Aquifer, 2015 – 2020

As part of EPA’s UCMR3 testing, the City of Issaquah discovered PFOS, PFHxS, and smaller amounts of PFOA, PFNA, PFBS, and PFHpA in a shallow production well in their PWS. PFOS concentration in the affected well ranged from 0.4 – 0.6 µg/L and PFHxS ranged from 0.20 – 0.24 µg/L. Concentrations of other PFAS were less than 0.03 µg/L. Water from this well was blended in a ratio of 1:4 with a deeper adjacent well that was PFAS-free before it entered the distribution system. After blending, the water level did not exceed the 2009 provisional EPA health advisory, which was 0.4 µg/L for PFOA and 0.2 µg/L for PFOS (EPA, 2009).

In November 2015, additional sampling across the Issaquah system detected PFOS at 0.106 µg/L at the entry point of the two blended wells, and levels ranging from 0.068 – 0.038 µg/L in more distant areas of the distribution system. At each site, PFHxS was present at about half the PFOS concentration.

In January 2016, the city shut down the impacted well and eventually invested over \$600,000 to install a granular activated carbon (GAC) treatment system in May 2016. Since June 2016, the treatment system has been effective at removing PFOA and PFOS from the shallow well and is routinely tested for performance. In late 2019, PFOS and PFHxS contamination began to appear in the deeper well, with levels reaching 0.04 µg/L for PFOS and 0.02 µg/L for PFHxS by early 2021. The City plans to take that deeper well offline later in 2021 and expand its treatment system to remove PFAS from both wells.

The city has investigated the potential sources of contamination and concluded that the likely source was the Eastside Fire and Rescue headquarters, about a mile up gradient. Soil samples in a firefighting training area at the headquarters contained PFOA and PFOS from firefighting foam.

One monitoring well and two drinking water production wells operated by nearby Sammamish Plateau Water system were also found to contain PFOS up to 35 ppt and PFHxS up to 30 ppt (Sammamish Plateau Water, 2016, 2018; Tuchscherer, 2021). Currently these wells are offline and the water district is seeking funding to design and install GAC treatment to remove PFAS from these wells.

7.4.2 NAS Whidbey Island, 2016 – 2020

In 2016, the NAS Whidbey Island began offering PFAS water testing in off-base drinking water wells located within one mile from potential or known release sites of AFFF on the base. Water results were compared to the 2016 EPA health advisory level for PFOA and PFOS. Subsequent sampling rounds have “stepped out” in a half-mile radius in the direction of groundwater flow from exceedances of PFOS and/or PFOA in drinking water.

In October 2018, the Navy identified PFAS in a stormwater drain near Hangar 6 at Ault Field and in an associated stormwater drainage system that empties into Clover Valley Stream and Dugualla Bay. As a result of this new information, the Navy expanded its off-base drinking water sampling near Ault Field, specifically within one-half mile of Clover Valley Stream and Dugualla Bay. No exceedance of the EPA health advisory was identified.

As of May 2020, the Navy has tested a total of 281 private or community drinking water wells as part of this investigation. PFOS or PFOA were detected in 26 wells (9%). Sixteen of these wells exceeded the EPA health advisory level. Eight are near the Outlying Landing Field (OLF) southeast of the Town of Coupeville, two are near Ault Field in Oak Harbor, and six are near a former Navy disposal site used from the 1960s to 1990s for industrial and household wastes (referred to as Area 6). See Figure 47 for a map with these locations.

Figure 47. Arial map of NAS Whidbey Island.



While PFOS was the leading PFAS detected near Ault Field and Area 6, contamination near OLF was dominated by PFOA. The Navy continues to conduct biannual sampling of all drinking water

wells with PFAS detections. It also monitors wells adjacent to properties with wells above the EPA health advisory. The Navy provides bottled water to residents whose results for PFOA or PFOS exceed the EPA health advisory until a long-term solution is developed and implemented. Long-term solutions may include connecting homes to a nearby public water system, installing whole house filtration systems, and installing a new drinking water well.

In addition to private wells, two Group A public water systems in the area were found to have PFAS detections. One of these systems is the Town of Coupeville's water system, which is located near OLF. Coupeville's water system blends water from multiple wells, most of which are not impacted, so tap water has remained below the EPA health advisory for PFOA and PFOS (Hinds, 2017). Water testing results from two specific wells in March 2019 showed PFOA concentrations ranged from 0.022 – 0.061 µg/L (Anatek Labs Inc., 2019). Detectable levels of PFHxS and PFHpA were also present (see Table 68). To address PFOA above the EPA's health advisory in eight private wells, the Navy recently installed a granulated activated carbon treatment system to remove PFAS from Coupeville's contaminated well and then connected these private well owners to the town's water system (Department of Navy [DON], 2018). The treatment system is routinely tested to ensure that the water is below EPA's health advisory level for PFOA and PFOS.

The second Group A public water system with PFOA and PFOS combined above the EPA health advisory is a mobile home park south of Area 6. The long-term solution being conducted for this system is connection to the Oak Harbor Water System (DON, 2020). The Navy also sampled the Admiral's Cove Water District and the Crockett Lake Water District. Both water districts had no detections of PFOS and PFOA at the time of sampling. At least 12 small public water systems on Whidbey Island tested their wells independently from the Navy's testing for PFAS. None reported detections.

The Navy has conducted a number of public meetings where they have presented health information and answered questions about the drinking water investigation. The Navy continues to make progress on its on-base PFAS source investigation and is implementing a policy regarding removal, disposal, and replacement of legacy AFFF. No firefighting training is occurring on base with PFAS-containing foams. The [NAS Whidbey Island PFAS website](https://navfac.navy.mil/NASWIPFAS)¹⁴⁸ contains additional information about the on-base and off-base PFAS investigations.

¹⁴⁸ <https://navfac.navy.mil/NASWIPFAS>

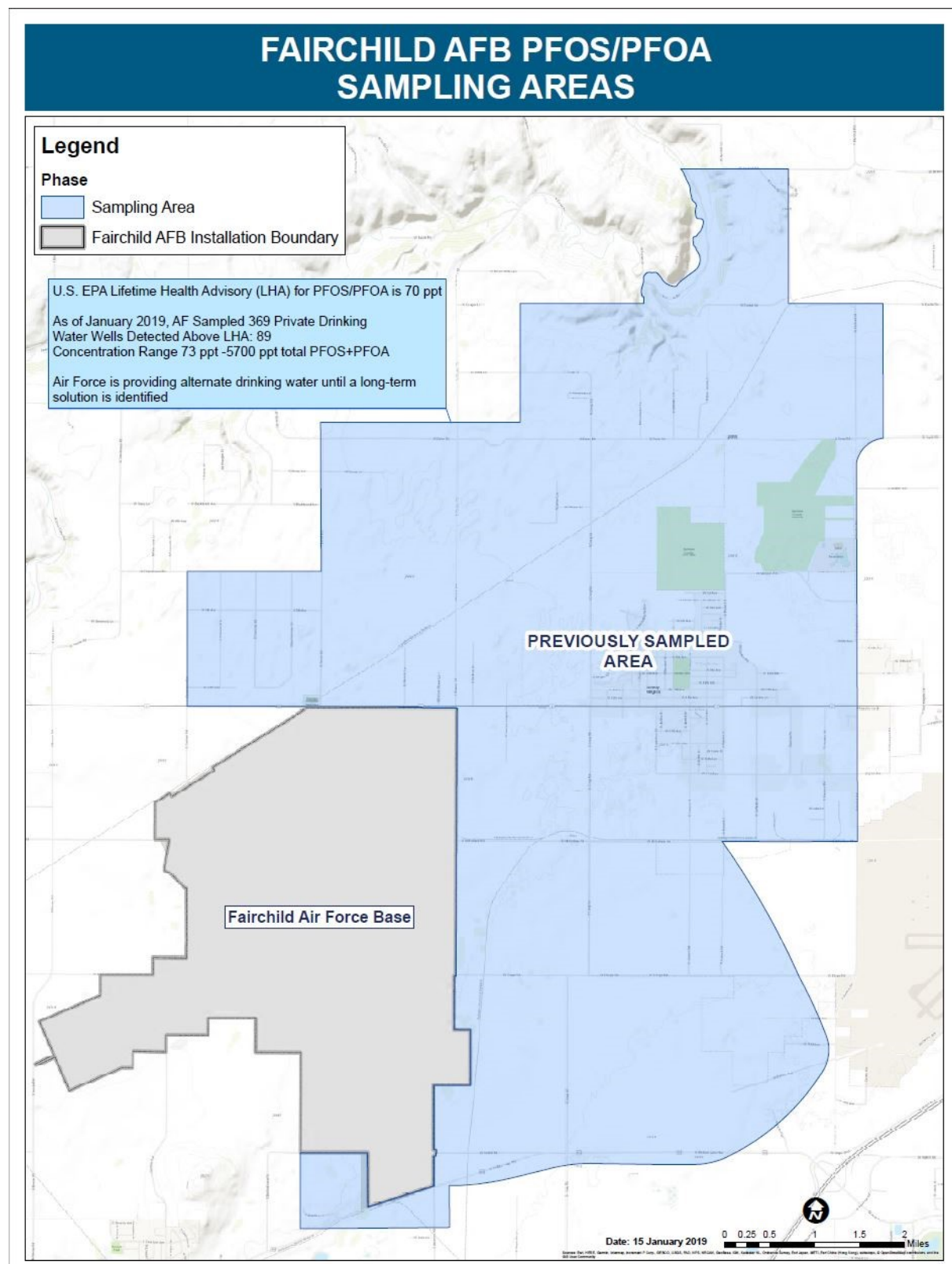
7.4.3 Fairchild Air Force Base, 2017 – 2019

Fairchild Air Force Base (AFB) detected PFAS in groundwater monitoring wells on the base, in monitoring directed by the Department of Defense (DOD). Drinking water on the base comes from three wells located several miles northeast of the base near the Spokane River, and a well located on the southern tip of the base. These wells are not contaminated with PFOS or PFOA. Based on groundwater monitoring results, Fairchild AFB conducted off-base testing for PFAS in public and private drinking water wells in several phases. They detected PFAS in private wells east of the base, municipal wells for the City of Airway Heights northeast of the base, and other community and private wells to the north and northeast of the base.

As of January 2020, the Air Force has tested 372 private residential drinking water wells. One hundred and sixty nine (169) residential wells had detectable levels of PFAS and 88 of those wells currently exceed the EPA health advisory level for PFOA and PFOS (Mark Loucks, 2020). The maximum detected level of PFOA and PFOA combined was 5,700 ppt total in a private well. The Air Force policy is to immediately notify well owners and provide bottled water if levels for PFOS and PFOA in drinking water exceed the EPA health advisory level. Bottled water is provided until a long-term solution is developed and implemented. According to a January 2020 progress report, the Fairchild AFB has installed 78 residential GAC treatment systems on impacted residential wells. Where a GAC filtration system is not feasible, the Air Force is connecting private wells to the City of Airway Heights water system (Fairchild AFB, 2018; Mark Loucks, 2020).

The Air Force sampled four municipal wells, two from the City of Medical Lake and two from the City of Airway Heights. Only the two Airway Heights wells had detectable levels of PFAS (see Table 68). The concentration of PFOS and PFOA in the Airway Heights wells were 1.1 – 1.2 µg/L PFOS and 0.3 – 0.32 µg/L PFOA in the affected wells. These levels are about 17 times higher than the EPA health advisory level for PFOS and PFOA.

Figure 48. Sampling area for private wells around the Fairchild Air Force Base (Fairchild Air Force Base, 2019).



In response to PFAS detection in April 2017, the City of Airway Heights public water system closed their contaminated wells and used an emergency intertie with the City of Spokane to flush their system with clean water. Flushing included draining reservoirs and water towers. During the flushing, the city warned residents west of Hayford Road to not drink or cook with water from city pipes, and Fairchild AFB provided bottled water to city residents. After testing throughout the water system confirmed that PFAS were sufficiently flushed, the water system resumed delivery with water from the City of Spokane. The city added another connection to the City of Spokane to supply drinking water and the Air Force installed a treatment system on municipal well #9 to supplement the Airway Heights water supply during high-demand summer and fall months. This system was operational in the Fall of 2018 (Fairchild AFB, 2018).

According to Fairchild AFB, the base has transitioned to a safer foam that is based on C6 fluorochemistry. Fairchild no longer uses AFFF during live fire training. Fire trucks on base are outfitted with a test system that prevents any foam discharge during equipment testing. AFFF use is limited to emergency responses with immediate containment requirements. The Strategic Environmental Research and Development Program (SERDP), Environmental Security Technology Certification Program (ESTCP) is funding research on new fluorine-free firefighting foam formulations that can meet the military's performance requirements (Mil-Spec), and are readily biodegradable (Ananth, 2018; Payne, 2018; Tsang, 2018).

7.4.4 Joint Base Lewis-McChord

The Army's Fort Lewis facility and the Air Force's McChord Field facility are operated as a joint military base, the Joint Base Lewis-McChord (JBLM), but have separate water systems.

Fort Lewis Water System

Fort Lewis monitored seven drinking water sources as part of the UCMR3 monitoring. PFOA was detected at 0.051 µg/L in one well and PFHpA at 0.013 µg/L in another. Subsequent testing in November 2016 confirmed the previous detections in those two wells and showed PFOA concentration in the Fort Lewis well #17 at 0.071 µg/L, which is just above the health advisory level (Lynn, 2017). Well #17 was taken out of service in August 2015 but was monitored for PFAS until 2019. According to a Freedom of Information Act request, Army drinking water testing in 2018 detected 0.144 µg/L total PFAS concentration at well #17 Fort Lewis with seven PFAAs detected (PFBS, PFHpA, PFHxS, PFHxA, PFNA, PFOS, PFOA) (Environmental Working Group, 2020). JBLM plans to decommission well #17.

The November 2016 testing also revealed additional wells with PFAS contamination. The primary source of drinking water (Sequalitchew Springs and infiltration gallery) for the main base generally has 0.015 – 0.020 µg/L of PFOS and PFOA combined. In addition, a well that serves the military golf course near DuPont had levels just above the EPA health advisory level. Bottled water was supplied at that facility, and point-of-use treatment devices are now used to reduce exposure to PFAAs.

McChord Field

McChord Field was not involved in UCMR3 monitoring because the population served by its water system at that time was below 10,000. In the November 2016 monitoring, PFOS and small amounts of PFOA were reported in two drinking water wells serving McChord Field at combined concentrations of 0.250 and 0.216 µg/L (Lynn, 2017). According to a Freedom of Information Act request, Army testing in 2017 detected a total PFAS concentration of 0.303 µg/L with five PFAAs detected (PFBS, PFHpA, PFHxS, PFOS, and PFOA) (Environmental Working Group, 2020). Both wells that contained PFOS and PFOA above the advisory level were shut down in 2017. In early 2020, JBLM installed GAC filtration systems on these two wells and two other wells with lower levels of PFAS that supply drinking water to McChord Field and the housing units for McChord.

JBLM staff believes contamination came from firefighting foam used through the early 1990s for firefighter training at several locations associated with McChord Field's runway and Fort Lewis's Gray Army Airfield, as well as other potential sources such as landfills. According to JBLM staff, use of foams containing PFAS was discontinued more than 20 years ago.

Yakima Training Center

Another military site managed by JBLM, the Yakima Training Center, detected no PFAS in drinking water on-base in November 2016. These wells draw from deep aquifers. Site investigation around potential AFFF release sites in 2021 showed elevated levels of PFAS in shallow onsite monitoring wells near the Selah Airstrip. The Army plans to offer sampling of offsite drinking water wells starting in late 2021 to investigate this further.

7.4.5 City of Lakewood

As part of the UCMR3 monitoring, the Lakewood Water District tested five of its drinking water wells drawing from three different aquifers, and no PFAS were detected at that time. Because of detections in late 2016 at McChord Field just east of Lakewood, the water district began proactively monitoring for PFAS in their water system starting in spring of 2017 using lower reporting limits than were used in UCMR3. Initially only trace levels of PFOS and PFHxS were detected in the two wells at the Ponders well field just west of McChord Field. The concentrations gradually increased and Lakewood removed these wells from service in summer 2018 and installed GAC treatment at the Ponders wellfield in late 2019. In 2021, Lakewood is in the process of designing GAC treatment to install at its Scotts well field northwest of McChord Field. Lakewood's shallow J-wells north of McChord Field also have low levels of PFOS and PFHxS. All six of these Lakewood wells with detectable levels of PFAS tap into the shallower aquifers near McChord Field. Lakewood continues to monitor the 31 wells in its system and to update its water customers about the issue (Lakewood Water District, 2019a, 2019b).

7.4.6 City of DuPont

As part of UCMR3 testing, the City of DuPont detected levels of PFOA (~ 0.03 µg/L) in two wells in the southwest area of its distribution system. PFOA and PFOS were not detected in the three wells serving the north and east areas of the distribution system. Between October 2018 and January 2020, DuPont was proactive in conducting follow-up monitoring for PFAS. January 2020 results show PFOA concentrations of 0.010 – 0.015 µg/L and PFOS concentrations of 0.005 – 0.009 µg/L at two Bell Hill wells. October 2019 results at two Hoffman Hill wells show PFOA levels were 0.027 – 0.050 µg/L and PFOS levels were 0.010 – 0.013 µg/L.

Because of blending, the combined concentration of PFOA and PFOS entering the water system from these well fields is lower: 0.014 µg/L for Bell Hill and 0.029 µg/L for Hoffman Hills. Although these levels are below the EPA health advisory level, they are above the respective draft State Action Levels. The City of DuPont hired an engineering consulting firm to investigate the hydrology of the wells and options for next steps (City of Dupont, 2020). The City recently received funding to design and install GAC treatment to remove PFAS from the Hoffman Hill wells.

7.4.7 City of Tacoma

Tacoma Public Utilities tested its South Tacoma Wellfield as part of the UCMR3 monitoring and did not detect PFAS at that time. In late summer 2018, Tacoma Public Utilities tested for PFAS in some of the individual wells at the southern end of its South Tacoma Wellfield. This was a proactive effort to understand if PFAS existed in its water sources near JBLM. One of the wells sampled (Well 10C) draws from a shallow aquifer and was used exclusively as a source of nonfluoridated drinking water by customers who collected water in their own containers at the well site. Combined PFOA and PFOS levels in this well exceeded the EPA health advisory level. Tacoma notified customers and closed the well. Tacoma's Green River source, which serves all Tacoma Water customers with the vast majority of their drinking water, showed no detections of PFAS (Tacoma Public Utilities, 2018).

7.4.8 Parkland Light and Water Company

Parkland Light and Water Company tested its drinking water wells as part of the UCMR3 monitoring. No PFAS were detected at that time. Because of detections in late 2016 at McChord Field just west of Parkland, Parkland began proactively monitoring for PFAS starting in the spring of 2017. Levels of PFOS and PFOA well below EPA's Health Advisory have been detected in two of Parkland's wells located within a mile of the runway at McChord Field. These two wells draw from a very shallow but extremely productive aquifer apparently flowing mostly from the southeast. Parkland continues to monitor these wells.

7.4.9 Naval Base Kitsap-Bangor

In 2019, the Navy identified 23 historical sites where firefighting foam may have been released on Naval Base Kitsap-Bangor. The base drinking water supply was tested in the UCMR3 with no PFAS detected. Based on groundwater flow in the area, the Navy invited private well owners in adjacent communities to participate in free voluntary testing for PFAS (DON, 2021). Results have been reported to the private well owners. Two private wells southwest of the base had PFOS and PFOA combined in excess of the EPA health advisory level. These households were immediately provided bottled water for drinking and cooking until a long-term solution can be put into place. Seventy two percent of the private wells had no detectable PFAS. Twenty seven percent of tested wells had detections of PFAS below the EPA Health Advisory level. Most of these wells (95%) had PFAS levels that were also below June 2021 draft recommendations for Washington State Action Levels for five PFAS in Group A public drinking water systems (DON, 2021). PFAS contamination was not detected in two nearby PWS (Silverdale and Kitsap PWS) (Farley, 2020).

7.4.10 Washington state testing summary

Table 68 reports the results outlined above from various testing sites in Washington. This testing was completed under the UCMR3, through voluntary testing by branches of the Armed Services at military sites, and via voluntary follow-up testing by PWS.

Because water from multiple wells is often blended before distribution, the PFAS results shown may not represent the water concentration delivered to taps. The results shown here also represent the levels of PFAS detected in the water before mitigation action was taken.

Table 68. Results of PFAS testing of drinking water in Washington state for PFAS.

Source of testing information	Year	Public drinking water systems, private wells with PFAS detections	PFOA + PFOS combined (µg/L)	Total PFAS measured (µg/L)	PFAS detected	Mitigation action
EPA UCMR3 ^a	2013 to 2015	Issaquah Water System – Well #4	0.490 ^c	0.796	PFOS PFHxS PFHpA PFOA PFNA PFBS	GAC filter installed 2016
City of Issaquah	2016 to 2021	Issaquah Water System – Well #4	ND	ND	N/A	Continued monitoring of the filtered well

Source of testing information	Year	Public drinking water systems, private wells with PFAS detections	PFOA + PFOS combined (µg/L)	Total PFAS measured (µg/L)	PFAS detected	Mitigation action
City of Issaquah	2020 to 2021	Issaquah Water System – Well #5	Up to 0.04	Up to 0.06	PFOS PFHxS	GAC filter to be installed
Sammamish Plateau Water and Sewer District	2016 to 2021	Sammamish Plateau Water and Sewer District	Up to 0.04	Up to 0.09	PFOS PFHxS PFNA PFOA PFBS	Blending; wells removed from service until GAC filter can be installed
EPA UCMR3 ^a	2013 to 2015	City of DuPont Water System (two wells)	0.030	0.030	PFOA	Follow-up monitoring
City of DuPont	2018 to 2019	City of DuPont Water system (four wells)	0.014 – 0.060 ^d	Not reported	PFOA PFOS PFHxS	Blending; GAC filter to be installed
EPA UCMR3 ^a	2013 to 2015	JBLM - Lewis (two wells)	0.051	0.013 – 0.051	PFOA PFHpA	Follow-up monitoring
JBLM ^b	2016 to 2018	Ft. Lewis (five wells)	0.015 – 0.071	up to 0.144	PFOA PFOS PFHxS PFHpA PFBS PFHxA PFNA	One well above health advisory level was not active and has not been returned to service
JBLM ^b	2016 to 2018	McChord Field (four wells)	0.216 – 0.250	up to 0.303	PFOA PFOS PFHxS PFHpA PFBS	Wells removed from service until GAC filters installed (2020)
City of Lakewood	2018 to 2019	Lakewood Water District (6 wells)	0.017 – 0.063	Not reported	PFOS PFOA PFHxS	GAC filters installed (2019)

Source of testing information	Year	Public drinking water systems, private wells with PFAS detections	PFOA + PFOS combined (µg/L)	Total PFAS measured (µg/L)	PFAS detected	Mitigation action
City of Tacoma	2018 to 2019	Tacoma Public Utilities (1 well)	Not reported	Not reported	Not reported	Well removed from service
Parkland Light and Water Company	2017 to 2019	Parkland Light and Water – Well #9	0.007 – 0.042	Not reported	PFOS PFOA PFHxS	Follow-up monitoring
NAS Whidbey Island ^b	2016 to 2019	Town of Coupeville, Evergreen Mobile Home Park, Group B wells, and 20 private wells	0.006 – 7.74 ^e	0.004 – 9.9	PFOS PFOA PFHxS PFHxA PFHpA PFNA PFBS	Bottled water or PUR filter provided when tap water is above health advisory level until long-term solution installed
Town of Coupeville	Mar. 2019	Town of Coupeville water system (one well)	0.022 – 0.061 ^f	0.035 – 0.139	PFOA PFHxS PFHpA	GAC filters installed (July 2019)
Fairchild AFB ^b	2017 to 2019	City of Airway Heights (two wells)	1.4 – 1.5	Not reported	PFOS PFHxS 6:2 FTS PFHxA PFOA	Bottled water provided until Spokane City water was provided or GAC filters installed
Fairchild AFB ^b	2017 to 2019	88 private wells	0.073 – 5.7	Not reported	Not reported	Bottled water provided until GAC filters or other long-term solution installed
Fairchild AFB ^b	2017 to 2019	78 private wells	LOD – 0.070	Not reported	Not reported	Continued monitoring

Source of testing information	Year	Public drinking water systems, private wells with PFAS detections	PFOA + PFOS combined (µg/L)	Total PFAS measured (µg/L)	PFAS detected	Mitigation action
Naval Base Kitsap-Bangor	2020 to 2021	2 private wells	>0.070	Not reported	Not reported	Bottled water provided until long-term solution can be put into place.
Naval Base Kitsap-Bangor	2020 to 2021	93 private wells	LOD—0.070	Not reported	Not reported	Monitoring

Notes:

- a = EPA’s UCMR3 directed 132 public water systems in Washington to test six perfluoroalkyl acids (PFAAs). The systems included all 113 large Group A systems that serve more than 10,000 people and 19 smaller systems. The systems tested cover 94% of Washington residents served by public water systems. PFOS, PFOA, PFNA, PFBS, PFHxS, and PFHpA were measured using EPA Method 537 with reporting limits between 0.02 and 0.04 µg/L.
- b = Military bases with fire training areas or a history of AFFF use have been testing drinking water on and off bases in response to a directive from the DOD (DOD, 2016a, 2016b; DOD Environment, 2018). This is a voluntary effort that is following the EPA lifetime health advisory for PFOS and PFOA combined of 0.070 µg/L. When a private well or public water system exceeds this level, the military has provided alternative water immediately. The military has also installed or paid for filtration of private wells and public water systems.
- c = This Issaquah well was blended 1:4 with an uncontaminated well before distribution, so the concentration of PFOA and PFOS combined at the nearest businesses was closer to 0.10 µg/L. Levels were lower still in other parts of the Issaquah water system.
- d = Because of blending, the concentration entering the water distribution system from impacted well fields is lower (0.014 - 0.028 µg/L for PFOS and PFOA combined).
- e = Results reported show the range of concentrations measured across all wells tested by NAS Whidbey. The maximum detections were in private wells. Independent sampling by the Town of Coupeville water results are shown separately.
- f = Because of blending, PFAS concentrations in distributed tap water were lower.

7.5 Public health advice

7.5.1 EPA health advice for PFOS and PFOA in drinking water

In 2016, EPA established a Lifetime Health Advisory of 0.070 µg/L for PFOA and PFOS combined in drinking water. A lifetime health advisory level is a concentration in daily drinking water considered to be without risk of adverse health effects over a lifetime of exposure, including in sensitive populations. EPA health advisories are non-regulatory and non-enforceable standards.

The EPA advisory was based on an evaluation of the studies of PFOA and PFOS in laboratory animals and considered studies of human populations exposed to PFAS. For both compounds, EPA identified developmental effects in rodents as the most sensitive endpoint in animal experiments thought to be relevant to humans. For both PFOA and PFOS there are large differences between humans and laboratory animals in how external dose (the amount of intake) translates into internal dose (the amount in blood and organs). Humans retain PFOA and PFOS much longer than laboratory rats and mice, which leads to a higher internal dose in humans given the same external dose. EPA used toxicokinetic modelling to derive equivalent human doses for exposure levels in rodents associated with minimal to no observable adverse developmental effects. Uncertainty factors were applied to derive a RfD of 20 nanograms per kilogram of body weight per day for each compound (EPA, 2016b, 2016c).

EPA assumed that significant PFOA and PFOS exposure occurs through non-drinking water sources and apportioned a default of 20% of the Reference Dose to come from drinking water. They also assumed 90th percentile drinking water intake rate for lactating women for their ingestion rate. For an average sized woman, this ingestion rate is 3.8 liters (L) of tap water consumed daily in beverages and foods (see Table 69).

Table 69. 2016 Lifetime Health Advisory Levels for two PFAS in drinking water established by EPA Office of Water (EPA, 2016a).

PFAS	RfD ^a (ng/kg-day)	Basis	Relative source contribution ^b	Drinking water ingestion rate	Lifetime Health Advisory Level in drinking water (µg/L)
PFOA	20	Developmental effects in mice	20%	0.054 L/kg-day ^c	0.070
PFOS	20	Developmental effects in rats	20%	0.054 L/kg-day ^c	0.070

Notes:

- a = RfD is the reference dose which is a health protective value for chronic oral consumption.
- b = Relative Source Contribution is the proportion of the RfD allocated to drinking water sources under the Safe Drinking Water Act.
- c = This ingestion rate is the 90th percentile intake by lactating women from the 2011 EPA Exposure Factors Handbook.

There are no enforceable federal drinking water standards for PFAS. In early 2021, EPA announced its regulatory determination to develop maximum contaminant levels (MCLs) for PFOA and PFOS. The process of establishing MCLs takes at least three to four years before regulations are adopted. Recent MCLs have taken considerably longer.

7.5.2 Washington Department of Health advice for PFAAs in drinking water

Since 2016, a large number of additional research studies have been published on the toxicity of various PFAS found in drinking water. Comprehensive federal assessments by the ATSDR, the National Toxicology Program, and several state assessments using more recent data have added significantly to the evidence base for health advisories and regulations (see [Section 7.2 health concerns](#)). In 2019, Health reviewed this newer data and recommended taking action at lower concentrations of PFOA and PFOS in drinking water (above 10 ppt PFOA and 15 ppt PFOS). Health also reviewed the evidence available to support health-based values for the other most commonly reported PFAS in state drinking water supplies. In all, Health recommended state action levels for five PFAS (PFOS, PFOA, PFHxS, PFNA, and PFBS). These draft recommendations support rulemaking being conducted by the SBOH to address PFAS contamination in drinking water. A draft rule and the draft state action levels were posted in November 2019 for public review and an informal comment period. Health also held three stakeholder workshops in December 2019 to engage regulated (Group A) public water systems. A [proposed rule was filed](#)¹⁴⁹ in August 2021 with the SALs shown in Table 70. Rule adoption is expected in late 2021.

Table 70. Proposed State Action Levels (SALs) for Washington public drinking water systems.

PFAS	Allowable daily intake ^a (ng/kg-day)	Basis	Relative source contribution ^b	Drinking water ingestion rate	SAL in drinking water ^c (µg/L)
PFOA	3	Developmental effects in mice.	50%	MDH model ^d	0.010
PFOS	3	Immune effects in mice. Also protective of developmental effects in rats.	20% Adults 50% Children	MDH model ^d	0.015
PFNA	2.5	Developmental effects in mice.	50%	MDH model w/ MDHHS inputs ^e	0.009
PFHxS	9.7	Reduced thyroid hormone (T4) in rats (developmental concern). ^f	50%	MDH model ^d	0.065

¹⁴⁹ <https://www.doh.wa.gov/CommunityandEnvironment/DrinkingWater/RegulationandCompliance/RuleMaking>

PFAS	Allowable daily intake ^a (ng/kg-day)	Basis	Relative source contribution ^b	Drinking water ingestion rate	SAL in drinking water ^c (µg/L)
PFBS	300	Reduced thyroid hormone (T4) in mice (developmental concern). ^f	20%	0.174 L/kg-day ^g	345

Notes:

- a = such a reference dose which is a health protective value for chronic oral consumption.
- b = RSC is the proportion of the allowable daily intake allocated to drinking water sources.
- c = SALs are State Action Levels for Group A public water systems developed for consideration by Washington State Board of Health.
- d = The MDH Model is the Minnesota Department of Health 2019 peer-reviewed toxicokinetic model for infant intake of bioaccumulative PFAS in drinking water. It includes age-specific drinking water ingestion rates as well as placental and lactational transfer pathways from mother to child.
- e = MDHHS inputs are from the Michigan Department of Health and Human Services 2019 recommended public health screening levels for four PFAS in drinking water.
- f = Thyroxine (T4) is a thyroid hormone.
- g = This ingestion rate is the 95th percentile intake by infants (aged birth to 1 year) from the 2019 EPA Exposure Factors Handbook.

The proposed draft public health advice reflects our best judgement for protecting Washington state residents while we continue to follow advancements in PFAS research. For details of how Health developed the SAL values, please see the technical documentation available on the [rulemaking website](#).¹⁵⁰ There is a very active research effort to understand the human health impacts of exposure to various PFAS. Health researchers continue to study health outcomes in human populations with elevated exposures. EPA is using rapid toxicity-screening tools to investigate potential biological activities of 75 compounds that are representative of the various classes of PFAS chemistry. Industry and independent scientists are publishing new findings regularly in peer-reviewed scientific literature.

¹⁵⁰ <https://www.doh.wa.gov/CommunityandEnvironment/DrinkingWater/RegulationandCompliance/RuleMaking>

7.5.3 Drinking water health advisories and MCLs set by other states

A number of states use the EPA Health Advisories for PFOS and PFOA to guide public health advice for drinking water. Other states have developed independent advisories for PFAS in drinking water (Connecticut, California, Illinois, Maine, Minnesota, North Carolina, and Ohio). At least seven states have established enforceable state standards for PFOS, PFOA, and/or other PFAAs in drinking water (New Jersey, Vermont, Massachusetts, Michigan, California, New York, New Hampshire). Some states—like Vermont, Connecticut, and Massachusetts—have set a value for the total of five to six PFAS in drinking water (ITRC, 2020c). The ITRC maintains a [current listing of state and international standards and guidance values](#)¹⁵¹ for PFAAs in groundwater, drinking water, and surface water/effluent wastewater. We refer readers to this resource for the most current information.

7.5.4 Washington state assessment and advice for PFAS contaminants in recreational fish

Recreational and subsistence fishers, and tribal communities that consume fish from urban waters and areas downstream of WWTP discharges may have higher exposures to PFAS that accumulate in fish. Serum of fish and shellfish consumers who participated in CDC NHANES in 2007 – 2014 had higher levels of several PFAS (Christensen et al., 2017). Researchers determined that consumers of fish and shellfish are at higher risk of exposure to certain PFAS than non-consumers. In Washington, PFOS was the primary PFAS detected in Ecology surveys in Washington freshwater fish in fillets (see [Appendix 5: Environmental Occurrence, Section 5.1.7 Freshwater fish](#)).

International studies indicate that some PFAAs—such as PFOS, PFHxS, and PFOA—can reach very high levels in serum of fishermen who eat fish from industrially impacted areas (G. W. Olsen, 2015a). A recent study also identified a number of novel PFAS in fish from the Yangtze River and Tandxun Lake, China (including six sulfonate classes, two amine classes, one carboxylate class, and one *N*-heterocycle class) (Liu et al., 2018). The discovery of these PFAS in fish demonstrates bioavailability and the potential for bioaccumulation for these compounds or their precursors. A study examined the association of PFAS with diet and drinking water in reproductive-aged Chinese women. Intake of freshwater fish, marine fish, shrimp, and crab was positively associated with plasma PFAS concentrations, whereas higher intake of soy products was associated with lower plasma PFAS levels (Zhou et al., 2019).

Several states with localized surface water contamination have developed fish advisories. In Minnesota, fish tissue with more than 800 ng/g PFOS in edible parts are listed as *do not eat*, fish with 40 – 800 ng/g have various recommended consumption restrictions, and fish with less than 40 ng/g have no suggested consumption limits. New Jersey issued a consumption advisory for 12 species of fish that were found to contain chemicals belonging to the PFAS family (Hurdle, 2018). Michigan has developed Eat Safe Fish Guidelines for PFOS across numerous water bodies (Michigan Government, 2018). These guidelines are set to be protective for

¹⁵¹ <https://pfas-1.itrcweb.org/fact-sheets/>

everyone including children, pregnant and breastfeeding women, and people with existing health problems such as cancer or diabetes.

The Great Lakes Consortium for Fish Consumption Advisories released [Best Practice for Perfluorooctane Sulfonate \(PFOS\) Guidelines](#)¹⁵² in November 2019. The guidance is voluntary for states that border the Great Lakes, but is intended to promote consistency in fish consumption advice. The best practices meal advice categories for all populations are:

- PFOS in fish (microgram per kilogram [$\mu\text{g}/\text{kg}$]): ≤ 10 , Meal frequency: Unrestricted.
- PFOS in fish ($\mu\text{g}/\text{kg}$): $> 10 - 20$, Meal frequency: 2 meals per week.
- PFOS in fish ($\mu\text{g}/\text{kg}$): $> 20 - 50$, Meal frequency: 1 meal per week.
- PFOS in fish ($\mu\text{g}/\text{kg}$): $> 50 - 200$, Meal frequency: 1 meal per month.
- PFOS in fish ($\mu\text{g}/\text{kg}$): > 200 , Meal frequency: Do not eat.

There are currently no fish consumption advisories for PFAS in Washington. In 2018, Health determined provisional health-based screening levels for PFOS and PFOA based on the 2016 EPA RfDs. The provisional screening levels were 23 ng/g and 8 ng/g for the general population and high consumers, respectively. Health reviewed fish data collected by Ecology in 2008 and 2016 and found that some fillet tissue contained PFOS concentrations in excess of these values. Specifically, PFOS was detected in Washington freshwater fish at levels up to 87 ng/g in fillets (see [Appendix 5: Environmental Occurrence, Section 5.1.7 Freshwater fish](#)). Health requested additional data to provide an adequate basis for a fish consumption advisory. That data was collected by Ecology and provided to Health in 2019. Health is re-evaluating its screening levels in consideration of the lower recommended oral intake recently recommended as part of Health's proposed drinking water advice. Health is also collecting PFAS data on the most common types of fish sold in Washington to inform advice to consumers.

7.5.5 International health guidance values

German human biomonitoring commission (HBM Commission)

In 2017, the German Human Biomonitoring Commission (HBM commission) derived health-related guidance values in blood plasma for PFOA and PFOS. The "HBM I" value represents the concentration of a substance in human biological material at which, and below, there is no risk of adverse health effects, and no need for action. Based on an assessment of literature on human epidemiological studies, and on animal studies, the HBM commission derived an HBM I value of 2 nanograms per milliliter (ng/mL) for PFOA and 5 ng/mL for PFOS (Apel et al., 2017).

French Agency for Food, Environmental, and Occupational Health and Safety

In 2017, the French Agency for Food, Environmental, and Occupational Health and Safety (ANSES) developed human reference doses (toxicity reference values [TRVs]) for PFBA, PFHxS, PFBS, and PFHxA based on studies conducted in laboratory animals (Table 71) (ANSES, 2017). TRVs are established for a given critical effect, and are specific to a substance, a duration of exposure (acute, subchronic or chronic), and a route of exposure (oral, inhalation, etc.).

¹⁵² <https://www.health.state.mn.us/communities/environment/fish/docs/consortium/bestpracticepfos.pdf>

Table 71. Toxicity reference values developed by ANSES (ANSES, 2017).

Chemical	Critical effect and study	Critical concentration	Uncertainty factor (UF)	Toxicity reference value (TRV) (mg/kg-day)
PFBA	Hepatic effects Butenhoff et al., 2012	NOAEL = 6 mg/kg-d HED = 1.764 mg/kg-d	75	0.024
PFHxS	Hepatic effects Butenhoff et al., 2012	NOAEL = 1 mg/kg-d HED = 0.289 mg/kg-d	75	0.004
PFBS	Renal effects (Hyperplasia tubular) Lieder et al., 2009b	BMD 10% = 24 mg/kg-d HED = 6.06 mg/kg-d	75	0.08
PFHxA	Renal effects (papillary necrosis & tubular degeneration) Klaunig et al., 2015	NOAEL = 30 mg/kg-d HED = 7.91 mg/kg-d	25	0.32

Notes:

- LOAEL: Lowest-observed-adverse-effect level.
- NOAEL: No-observed-adverse-effect level.
- BMD: Benchmark dose.
- HED: Human equivalent dose.

European Food Safety Authority

In 2018, the EFSA issued a provisional scientific opinion on tolerable weekly intakes of PFOA and PFOS (EFSA, 2018). EFSA derived their estimates from serum measurements in human observational studies.

After an extensive review of epidemiological evidence, they selected the outcomes with the strongest evidence for a causal association with PFOS and PFOA. These were increased serum cholesterol, decreased antibody response to vaccines, and lower birthweight for PFOS; and increased serum cholesterol, elevated liver enzyme (ALT), and decreased birth weight for PFOA. They then used physiologically based pharmacokinetic (PBPK) modelling to estimate the dietary intake that would produce that serum level over a lifetime of continuous exposure. For children, they used maternal serum levels and models of maternal transfer during gestation and breastfeeding to target children’s serum levels at five years old (EFSA, 2018).

- PFOS: Serum levels associated with a 5% change in total cholesterol or birthweight ranged from 21 – 25 µg/L. The serum level for vaccine response was lower, 10.5 µg/L. EFSA recommended a tolerable daily intake of 1.8 – 2.0 ng/kg bw-day based on the cholesterol endpoint.

- PFOA: Serum levels associated with a 5% change in total cholesterol ranged from 9.2 – 9.4 µg/L, for increase in liver enzyme was 21 µg/L, and for birth weight ranged from 4.4 – 10.6 µg/L. EFSA recommended a tolerable daily intake of 0.4 – 2.0 ng/kg bw-day.

In February 2020, EFSA proposed a tolerable weekly intake (TWI) of 8 ng/kg bw-day for PFOS, PFNA, and PFHxS combined (EFSA, 2020). This reflects an updated evaluation of recent scientific findings and use of new Agency guidance for assessing combined exposure to multiple chemicals (EFSA, 2019). The TWI is based on effects in the immune system seen in animals (PFOA, PFOS) and associations between the sum of PFOS, PFOA, PFHxS, and PFNA in serum, reduced titers of antibodies to diphtheria and tetanus in 5-year-old children in the Faroe Islands, and reduced antibody titers against haemophilus influenza type b (Hib) in 1-year-old children in a study from Germany. The proposed EFSA opinion is undergoing public review and comment.

7.6 Health equity and environmental justice (EJ)

We added this section to the CAP in response to stakeholder requests. We acknowledge the importance of health equity and EJ considerations during CAP development and implementation of CAP recommendations. The section reviews the limited information we have related to the intersection of exposure to PFAS and vulnerable and historically overburdened communities. It is by no means a comprehensive assessment of EJ or of population characteristics as they relate to PFAS. Instead, it is meant to offer a snapshot of our current state of knowledge.

Our consideration of overburdened communities in the CAP focuses on the meaning related to EJ concerns. This is reflected, for example, in the definitions provided by the state Environmental Justice Task Force (Environmental Justice Task Force, 2020) and, most recently, in the Washington State Legislature’s [Engrossed Second Substitute Senate Bill \(E2SSB\) 5141](#),¹⁵³ which Governor Inslee signed into law on May 17, 2021 (Washington State Legislature, 2021):

- Environmental Justice Task Force: “Overburdened communities” are communities who experience disproportionate environmental harms and risks due to exposures, greater vulnerability to environmental hazards, or cumulative impacts from multiple stressors.
- E2SSB 5141: "Overburdened community" means a geographic area where vulnerable populations face combined, multiple environmental harms and health impacts, and includes, but is not limited to, highly impacted communities as defined in RCW [19.405.020](#).¹⁵⁴

¹⁵³ <http://lawfilesexternal.wa.gov/biennium/2021-22/Pdf/Bills/Session%20Laws/Senate/5141-S2.SL.pdf?q=20210702115844>

¹⁵⁴ <https://app.leg.wa.gov/RCW/default.aspx?cite=19.405.020>

7.6.1 Population demographics and exposure to PFAS

Section [7.2.1 Trends and demographics of PFAA exposure](#), and [7.2.2 Populations with elevated PFAS exposure](#), identify population groups that have been studied to evaluate whether certain communities bear greater exposures to PFAS or could be more susceptible to effects of such exposures. Section 7.2.2 considered populations, including indigenous people, whose PFAS dietary intake may be exacerbated by PFAS bioaccumulated in fish or found in other natural resources that are subsistence-gathered.

However, our knowledge of potential impacts specific to EJ communities is currently limited for several reasons. Our knowledge about areas of contamination currently focuses on the limited number of areas where drinking water impacts have been identified (see Section [7.4 Known areas of PFAS contamination in drinking water aquifers in Washington state](#)). Future drinking water testing—either under the fifth Unregulated Contaminant Monitoring Survey (UCMR5, see Appendix 9: Regulations, Section [9.2.1 Environmental Protection Agency](#)) or under monitoring requirements that are proposed to be adopted by the SBOH as part of their adoption of SALs for certain PFAS (see Section [7.5.2 Washington Department of Health advice for PFAA's in drinking water](#))—may identify additional locations where PFAS are present in drinking water, and locations where applicable advisories or standards are exceeded. Discoveries of areas with impacted drinking water could lead us to uncover new PFAS release sites, additional localized contamination of surface waters and soils, and exposures of concern related to consumption of local fish and other wildlife, livestock, native plants or crops.

Our knowledge of potential impacts to recreational, tribal, or subsistence fishers is also limited. Ecology has conducted several surveys of PFAS in different waterbodies of the state (see Appendix 5: Environmental Occurrence, Section [5.1.4 Surface water](#)). PFAS detected in the waterbody correlated with PFAS in the resident fish with variation by species noted. PFAS was higher in urban lakes than rural lakes and higher in waters that receive effluent from WWTPs. Work is underway to fill data gaps for Puget Sound fish and for the most commonly purchased fish in Washington state markets. Health is developing public health advice for PFAS in fish and will consider EJ by prioritizing impacted populations and engaging in tailored outreach (see the section: [What else are we doing about PFAS?](#)).

We lack information about potential commercial and industrial release sources. Use and discharge of PFAS from these facilities has not been reportable in our state. We will seek to identify these under Recommendation 2.3.

Earlier modelling studies based on UCMR3 data indicated that proximity to industrial PFAS use PFAS manufacturing sites and military fire training areas were significant risk factors for PFAS in drinking water (Hu et al., 2016). Data being collected nationwide support these models as potential release sources are identified and further characterized. For example, the California State Water Resources Control Board is collecting data to identify the presence of PFAS in public water systems and characterize potential releases from bulk fuel terminals and refineries, publicly owned treatment works, chrome platers, landfills, and airports. The data will provide insights that can be used to guide and prioritize implementation of CAP recommendations (California State Water Resources Control Board, 2021a; 2021b).

7.6.2 Available tools to assist in identifying and characterizing EJ impacts

Comments on the Draft CAP suggested that the CAP include a detailed screening of known and suspected areas of PFAS contamination against available tools such as EPA's EJ Screen and the Washington Environmental Health Disparities Map (WEHDM). The WEHDM tool provides an Environmental Health Disparities Ranking (EHDR) based on a combination of four environmental and societal indicators:

- Environmental exposures.
- Environmental effects.
- Socioeconomic factors.
- Presence of sensitive populations.

The tool was developed aiming to (University of Washington, 2019):

- Rank environmental health risks by census tracts to identify communities burdened by cumulative impacts of pollution.
- Identify and monitor trends in environmental health indicators by census tract over time, providing useful, data-driven insights for communities, policymakers, government leaders, and others.

Although the tool's rankings represent environmental risk, they do not depict the concept of environmental burden. The tool's developers also identified its limitations:

- The tool relies on currently available statewide data, and does not characterize the full scope of environmental risks and health impacts experienced by people living in Washington.
- Although the rankings provide a common scale to compare various issues at a community level and assess the cumulative impact of indicators across communities, the tool does not show the numeric difference between each rank.
- The map should not be used to diagnose a community health issue, to label a community or to impute risk factors and exposures for specific individuals.
- Environmental risk factors vary depending on a community's characteristics, such as rural or urban communities.

Using the WEHDM, we conducted a high-level survey of census tracts generally including known areas of drinking water contamination and suspected locations of release. We acknowledge two important data gaps:

- We do not have access to specific locations where contaminated drinking water may have been supplied (to individual households for example). In several cases, it was clearly identified that only certain water wells within an overall supply system were compromised (see Table 68 for example).
- We do not have specific information about hydrological factors that influence the direction of groundwater contamination dispersal from the source. It is possible that large portions of the local census tract are upgradient from the release site and not exposed.

Therefore, looking at census tracts in all directions around a known release location can significantly overestimate the size of the exposed population. Our survey resulted in the following broad conclusions:

- EHDR data reflected existing disparities in communities affected by PFAS contamination of their drinking water supplies. For example, urbanized areas located northwards of JBLM (City of Tacoma, Spanaway) reflect the long-term urban and industrial history in this portion of Pierce County, and therefore exhibit high EHDRs across multiple indicators.
- Certain communities, especially those with longer historical term urban and industrial development, already bear cumulative environmental and health equity burdens.
- Rural communities, though exposed to different historical disparities, can also be subject to cumulative burdens.
- EHDRs may less reflect effects of industrial pollution, but populations may still be affected as a result of socioeconomic factors or sensitivity based on the presence of major transportation corridors or exposure to agricultural activities.

These conclusions emphasize that it is essential that any future work to implement CAP recommendations consider co-existing community exposure to pollution and environmental burdens, identify the specific sub-communities most affected, and create tailored approaches to inform these populations and prioritize mitigation actions affecting them.

7.7 Data gaps and recommendations

7.7.1 Data gaps

Further information on the following would reduce uncertainty about toxicity and health effects:

- Testing PFNA and PFHxS for immune system toxicity including antibody response to antigens.
- Investigation into developmental impacts of PFOA in mouse mammary glands to include testing of other PFAS, other animal models, and prospective human studies in exposed communities.
- Mechanistic investigations into underlying activity of PFAS compounds in mammals.
- Further toxicity testing on other PFAS that are detected in drinking water and in human biomonitoring.
- Further investigation into potential interactions within mixtures of PFAS (additive, antagonistic, synergistic effects).
- Prospective and longitudinal studies in human populations.

Further information on the following would improve exposure assessment:

- Better characterization of human exposure to PFAS in environmental media such as drinking water and in human serum. Both expanded panels of targeted analysis and nontargeted analysis methods would be helpful.

- Wider and more comprehensive PFAS testing in U.S. foods and pathway investigations into plant and animal uptake of various PFAS from soil, feed, and water.
 - For example, PFOS was frequently detected in freshwater fish in the state, but we know little about PFAS in marine fish and shellfish. Biomonitoring surveys have indicated that self-reported consumption of fish and shellfish are associated with serum levels of certain PFAS in the general populations, making this an important data gap to fill.
- Additional studies on the relative contribution of sources other than food are needed, especially for those PFAS present in the highest concentrations in indoor air and house dust. Information needed includes:
 - PFAS transfer from products to indoor air, dust and surfaces.
 - Studies of inhalation, dermal, and oral exposure associated with household products containing PFAS.
 - The levels of dermal exposure from household products containing PFAS.
 - Mitigation measures that can reduce PFAS levels in homes, house dust, and indoor air, including the availability of safer alternatives.
- Studies on half-life of PFAS in humans by gender and lifestage.
- Prospective and longitudinal studies in human populations.

7.7.2 Recommendations

Recommendation 1.0: Ensure drinking water is safe.

Protecting public health by ensuring safe drinking water is a fundamental responsibility of the Health Office of Drinking Water (ODW).

There are three types of drinking water systems in Washington:

- Group A water systems serve [85% of state residents](#).¹⁵⁵ They service more than 15 connections or more than 25 people. There are 4,105 Group A systems in the state. ODW primarily regulates these public water systems.
- Group B public water systems are smaller and serve 1.5% of state residents. The local health department usually oversees these systems. Group B systems have few testing requirements for continued operation.
- Private wells serve 13.5% of state residents. Private wells are only regulated in their design and installation, and regulatory overview is by local health departments. Chemical testing is not usually required.

Less than 10% of all Group A systems in the state have been tested for PFAS. This includes water testing done by the DOD, voluntary testing by public water systems, and testing done under EPA's third unregulated contaminant monitoring rule (UCMR3). However, those that have been tested serve most water customers in the state. The percentage of Group B and private wells tested for PFAS is even lower. A water test is required to determine whether PFAS are in drinking water, because PFAS are tasteless and odorless at levels of public health concern.

¹⁵⁵ <https://www.doh.wa.gov/DataandStatisticalReports/EnvironmentalHealth/DrinkingWaterSystemData/DataDownload>

Because testing and treating for PFAS in drinking water is expensive, exposures to PFAS-contaminated water may be disproportionately borne by populations who do not have the financial means to test for and remove these contaminants.

The following additional actions are recommended to ensure drinking water is safe.

Recommendation 1.1: Identify funding for PFAS drinking water mitigation.

State agencies, the Washington State Legislature, and water systems should work together to fund PFAS drinking water mitigation. These costs should be reimbursed by responsible parties under applicable laws. Once PFAS water contaminants are classified as hazardous substances by the federal government or meet the definition of hazardous substance under the state of Washington's statutes or rules, they can be addressed under the state Model Toxics Control Act (MTCA) framework.

Existing resources

Drinking Water State Revolving Fund is an EPA-funded loan program administered by Health. The loans are used to:

- Improve drinking water infrastructure.
- Finance the cost of installing treatment or other infrastructure improvements over a number of years.

Drinking Water State Revolving Fund can provide emergency loans in the event a water system is issued a "Do Not Use" order by the Department of Health as a result of PFAS contamination. The program recently funded a reservoir project for the City of Spokane to allow Spokane to provide reliable water service to Airway Heights. Airway Heights has PFAS in their wells and is now relying on the City of Spokane for its water.

EPA provides funding to Health's Office of Drinking Water for set-aside activities and source water protections. We can use these funds in limited circumstances to defray costs of additional water testing.

Other funding programs in the state could be tapped for loans or grants to help with costs of new infrastructure in response to PFAS contamination:

- Public Works Assistance Account overseen by Public Works Board.
- Community Development Block Grant overseen by Department of Commerce.
- Rural Development loans and grants overseen by the U.S. Department of Agriculture.

Public water systems can pursue reimbursement from potentially liable parties under the state MTCA when PFAS are concluded to be hazardous substances under MTCA. Even under MTCA, water systems may have to carry costs long-term or permanently because:

- The process of identifying responsible parties and being reimbursed can take years.
- Responsible parties may be difficult, if not impossible, to determine.
- The potentially liable party could be a local entity under the same public administration as the water utility (for example, a local fire station).
- Legal costs to the affected water system operator to pursue liable parties can also be significant.

Privately owned water systems regulated by the Washington state Utilities and Transportation Commission (defined in RCW [80.04.010\(30\)](https://app.leg.wa.gov/rcw/default.aspx?cite=80.04.010)),¹⁵⁶ and having 100 or more connections or charging more than \$557 per year per customer) may have fewer options to secure funding, being primarily limited to the Drinking Water State Revolving Fund.

In each of these cases, the costs borne by the water system would be long-term or permanent.

Recommendation 1.2: Provide technical support for site characterization, source investigation and mitigation at contaminated sites.

Ecology and Health will continue to develop expertise and provide technical assistance and guidance to drinking water purveyors, local jurisdictions, and responsible parties to address PFAS contamination and conduct cleanup actions.

Those actions include:

- Ecology will continue to collaborate with involved parties at PFAS contamination sites in the state. These efforts will help to better understand the sources, composition, and distribution of PFAS contamination in soil and water. Identification and evaluation of appropriate cleanup actions and their costs will be informed by this work. This work is being done within Ecology's existing resources.
- Health will continue to provide water systems with advice and assistance to understand the mitigation options and guide voluntary action on unregulated PFAS until the rulemaking for PFAS in drinking water is complete. To-date, technical assistance has focused on public water systems near military bases with PFAS detections in groundwater. Department of Health continues to include local health departments in outreach and guidance. This work is being done within Health's existing resources.
- Ecology will look at using Safe Drinking Water Action Grants (a category of Remedial Action Grants for Local Governments) to help address PFAS-contaminated drinking water, once Maximum Contaminant Levels (MCLs) have been promulgated for the PFAS compounds of concern or site specific cleanup levels have been established.
- Ecology plans to investigate PFAS contamination in groundwater and surface water. These efforts would support local health departments, cities, counties, and other public entities in Washington when PFAS contamination is discovered. Initial investigation efforts could identify areas at high risk of contamination. This could include areas where trainings or firefighting activities used large quantities of PFAS-containing AFFF, or where spills released the foam. Ecology could prioritize funding for site-specific assessments and groundwater testing. Funding for this action is estimated below.
- Ecology plans to consider the number of people impacted, the concentration of the PFAAs in the drinking water, and vulnerable populations present when prioritizing mitigation and cleanup activities. Ecology may use mapping tools such as Environmental Justice (EJ) screen and the Information by Location (IBL) tool in the Washington Tracking Network (WTN) portal to characterize the demographics of the population served by impacted drinking water.

¹⁵⁶ <https://app.leg.wa.gov/rcw/default.aspx?cite=80.04.010>

- Ecology may seek to obtain chemical identities from products and at contaminated sites to find chemical “fingerprints” useful in identifying source locations. Analytical methods may not yet be developed to obtain all the required data.

Recommendation 1.3: Support biomonitoring and other studies to help answer important health questions.

Health should continue to find opportunities for Washington residents to participate in exposure and health studies. These studies help answer important community and public health questions about PFAS exposure and health outcomes. For example, Health requested and supports inclusion of Airway Heights as one of eight sites in the ATSDR’s PFAS Exposure Assessment study. We also applied for but were not awarded a cooperative agreement to include a Washington site in the ATSDR Multisite PFAS Health Study.

State agencies should also support investigations into sources and pathways of PFAS contamination in food, drinking water, and the indoor environment and pursue policies to mitigate and reduce these sources of human exposure over time.

Supplement 1: Summary of Primary Health Concerns by PFAA

Table 72. Health-based values for oral intake of different types PFAA chemicals according to various government agencies and authoritative bodies.

Type of PFAA chemical	Authoritative body responsible for value (year)	Health-based value for subchronic/chronic oral intake (ng/kg-day)
PFOA	EPA RfD (2016)	20
PFOA	ATSDR MRL (2021)	2
PFOA	NJ DWQI RfD (2017)	2
PFOA	NH DES RfD (2019)	6.1
PFOA	MI SAW TV (2019)	3.9
PFOA	CA OEHHA ADD (2019)	0.45
PFOS	EPA RfD (2016)	20
PFOS	ATSDR MRL (2021)	2
PFOS	NJ DWQI RfD (2018)	1.8
PFOS	NH DES (2019)	3
PFOS	MDH RfD (2019)	3.1
PFOS	MI SAW TV (2019)	2.89
PFOS	CA OEHHA ADD (2019)	1.8
PFNA	ATSDR MRL (2021)	3
PFNA	NJ DWQI RfD (2015)	0.74
PFNA	NH DES (2019)	4.3
PFNA	MI SAW TV (2019)	2.2
PFHxS	ATSDR MRL (2021)	20
PFHxS	MDH RfD (2019)	9.7
PFHxS	NH DES RfD (2019)	4
PFHxS	MI SAW TV (2019)	9.7
PFBS	EPA RfD (2021)	300
PFBS	MDH RfD (2017)	430
PFBS	MI SAW TV (2019)	300
PFBS	CA OEHHA ADD (2021)	600
PFHxA	MI SAW TV (2019)	83,000
GenX	MI SAW TV (2019)	77
GenX	EPA (2018)	80
PFBA	MDH (2018)	2,900

Notes:

- EPA RfD (2016d, 2016e, 2018, 2021). The Environmental Protection Agency Office of Water developed RfDs for PFOA and PFOS in 2016 to support drinking water health advisories. The Agency issued a draft chronic RfD for GenX in 2018 and a final RfD for PFBS in April 2021. An RfD is an EPA estimate, with uncertainty or safety factors built in,

of the daily lifetime dose of a substance that is unlikely to cause harm in humans. RfDs are based on non-cancer endpoints (EPA, 2016a, 2018b).

- ATSDR MRL (2021). The Agency for Toxic Substances and Disease Registry released a draft Toxicological Profile for PFAS in 2018 that included Minimal Risk Levels (MRLs) for four PFAAs. An MRL is an ATSDR estimate of daily human exposure to a hazardous substance at or below which that substance is unlikely to pose a measurable risk of harmful noncancerous effects. PFAS MRLs are screening values for intermediate duration oral exposures of more than 14 days and less than a year (Agency for Toxic Substances and Disease Registry (ATSDR), 2021).
- NJ DWQI RfD (2015 – 18). The New Jersey Drinking Water Quality Institute develops technical recommendations and supporting documentation for drinking water standards in the state of New Jersey. They developed target serum levels and RfDs for PFNA, PFOS, and PFOS (New Jersey, 2017; New Jersey Drinking Water Quality Institute, 2015; NJDWQI, 2018).
- MI SAW TV (2019). Michigan Science Advisory Workgroup (SAW) developed toxicity values (TVs) corresponding to serum concentrations expected to have minimal or no risk for humans with daily chronic exposure. The toxicity values were developed to support drinking water regulation in the state (Michigan Science Advisory Workgroup, 2019).
- CA OEHHA ADD (2019, 2021). The State of California, Office of Environmental Health Hazard Assessment developed Acceptable Daily Doses (ADD) for PFOA and PFOS in support of drinking water notification and removal levels. ADDs are developed for noncancer endpoints and are estimates of the maximum daily dose of a chemical that can be consumed by humans for an entire lifetime without toxic effects (CalEPA OEHHA, 2019, 2021).
- MDH RfD (2017-19). Minnesota Department of Health developed RfDs for PFOS, PFHxS, PFBA and PFBS in support of state drinking water guidance. This is part of their program to develop health-based values for emerging contaminants (MDH, 2017; Minnesota Department of Health (MDH), 2017, 2019).
- NH DES RfD (2019). New Hampshire Department of Environmental Services developed target serum values and RfDs for PFOS, PFOA, PFNA, and PFHxS to support state drinking water standards (New Hampshire Department of Environmental Services, 2019).

PFOA

The primary effects observed in laboratory animals following PFOA exposure are:

- Liver toxicity (L. Biegel, Hurtt, Frame, O'Conner, & Cook, 2001; J. Butenhoff, G. Kennedy, S. Frame, J. O'Connor, & R. York, 2004; Loveless, Hoban, Sykes, Frame, & Everds, 2008; Perkins, Butenhoff, Kennedy, & Palazzolo, 2004).
- Immunotoxicity (J. DeWitt, Copeland, Strynar, & Luebke, 2008; Q Yang, Xie, & Depierre, 2000; Q. Yang, Xie, Eriksson, Nelson, & DePierre, 2001).
- Reproductive and developmental toxicity (B. D. Abbott, 2015; J. Butenhoff et al., 2004; Lau et al., 2006; Macon et al., 2011; White et al., 2011; C. Wolf et al., 2007).
- Altered thyroid hormones (National Toxicology Program (NTP), 2019b).

The strongest and most consistent associations between PFOA exposure and adverse health effects in humans are:

- Elevated serum cholesterol (Lau, 2015; New Jersey Drinking Water Quality Institute (NJDWQI) Health Effects Subcommittee, 2016).
- Reduced birth weight (Johnson et al., 2014; Meng et al., 2018).
- Reduced antibody response to vaccines (National Toxicology Program, 2016).
- Increased serum liver enzymes (Gallo et al., 2012; C. Y. Lin et al., 2010; G. Olsen et al., 2007; Sakr et al., 2007; Yamaguchi et al., 2013).

Studies also report associations between PFOA exposure and:

- Altered development of reproductive tissue and delayed puberty (Di Nisio A, 2018; Lopez-Espinosa et al., 2011).
- Higher serum uric acid (Geiger, Xiao, & Shankar, 2013; Shankar, Xiao, & Ducatman, 2011b; Steenland, Tinker, Shankar, & Ducatman, 2010).
- Altered thyroid hormone levels and thyroid disorders (Jain, 2013; Knox, Jackson, Frisbee, Javins, & Ducatman, 2011; G. W. Olsen, Burris, Burlew, & Mandel, 2003; Wen et al., 2013).
- Pregnancy-induced hypertension and preeclampsia (Savitz, Stein, Bartell, et al., 2012; Savitz, Stein, Elston, et al., 2012; C. Stein, Savitz, & Dougan, 2009).
- Ulcerative colitis (Steenland et al., 2015; Steenland et al., 2013).

PFOA is not considered genotoxic or mutagenic, but studies in laboratory animals have reported increased incidence of tumors in liver, testicular, and pancreatic tissues as well as ovarian tubular hyperplasia (Biegel et al., 2001; Butenhoff et al., 2012; EPA, 2016a; NTP, 2020). PFOA exposure has been positively associated with increased incidence of kidney and/or testicular cancers in some epidemiological studies (Barry et al., 2013; Shearer et al., 2020; Vieira et al., 2013). Studies of the general population have looked for but not found associations between serum PFOA levels and a range of human cancers (Bonfeld-Jorgensen et al., 2014; Eriksen et al., 2009; Hardell et al., 2014; Innes et al., 2014). The following cancer classifications have been applied to PFOA:

- “Suggestive evidence” of carcinogenic potential in humans (EPA, 2016c).
- Group 2B, possibly carcinogenic to humans (IARC, 2017).

PFOS

The primary types of toxicity observed in experimental animals exposed to PFOS are:

- Developmental toxicity (Lau et al., 2003; Luebker, Case, et al., 2005; Luebker, York, Hansen, Moore, & Butenhoff, 2005).
- Immune suppression (G. Dong et al., 2009; G. H. Dong et al., 2011; Guruge et al., 2009; Peden-Adams et al., 2008; Zheng, Dong, Jin, & He, 2009).
- Liver and kidney toxicity (Cui, Zhou, Liao, Fu, & Jiang, 2009; A. M. Seacat et al., 2003; Xing et al., 2016).
- Disruption of thyroid and other hormones (S. C. Chang et al., 2008; L. Li et al., 2018; Wan et al., 2011; Yu et al., 2009; Zhao et al., 2014).

Limited studies in rats and mice also report:

- Degenerative changes in male reproductive tissue (Lopez-Doval et al., 2014; Wan et al., 2011; Zhao et al., 2014).
- Signs of altered neurodevelopment (changes in motor activity and habituation response) (Johansson, Fredriksson, & Eriksson, 2008; Y. Wang, Liu, Zhang, Zhao, & Quan, 2015)
- Altered glucose metabolism following prenatal exposures. (Lv et al., 2013; Wan, Zhao, Leung, & Wong, 2014).

The most consistent findings from human epidemiological studies are positive associations between serum PFOS and:

- Higher serum cholesterol (Frisbee et al., 2010; Nelson et al., 2010; G. W. Olsen et al., 2003; Steenland, Tinker, Frisbee, Ducatman, & Vaccarino, 2009).
- Reduced antibody response to vaccines (J. C. DeWitt, Blossom, & Schaidler, 2019; National Toxicology Program (NTP), 2016).
- Reduced birth weight (Kousta et al., 2014).

Other endpoints of concern with less evidence include:

- Elevated uric acid (Geiger et al., 2013; Steenland et al., 2010).
- Altered energy metabolism and glucose intolerance (Domazet, Grontved, Timmermann, Nielsen, & Jensen, 2016; Lin, Chen, Lin, & Lin, 2009; Liu et al., 2018).
- Altered hormone levels (Ballesteros et al., 2017; Kim et al., 2018; Webster et al., 2016).
- Thyroid disease (Melzer et al., 2010; Webster, Venners, Mattman, & Martin, 2014; Wen et al., 2013).
- Chronic kidney disease (Shankar, Xiao, & Ducatman, 2011a; Steenland et al., 2010).

PFOS does not appear to be mutagenic or genotoxic but chronic rodent studies observed liver, thyroid and mammary gland tumors (J. L. Butenhoff, Chang, et al., 2012). Data relevant to cancer risk of PFOS are limited. In terms of cancer classifications, for PFOS, there is “suggestive evidence” of carcinogenic potential in humans (EPA, 2016b).

PFNA

The general types of rodent toxicity observed with PFNA are similar to PFOA:

- Liver toxicity (Das et al., 2015; Mertens et al., 2010; National Toxicology Program (NTP), 2019b; Stump et al., 2008; J. Wang, Yan, Zhang, Zhang, & Dai, 2015).
- Male reproductive toxicity (Y. Feng et al., 2009; National Toxicology Program (NTP), 2019b; Singh & Singh, 2019a, 2019b).
- Female reproductive toxicity (Stump et al., 2008; C. J. Wolf et al., 2010).
- Developmental toxicity (Das et al., 2015; Rogers et al., 2014; Rosen, 2010; C. J. Wolf et al., 2010).
- Immunotoxicity (X. Fang et al., 2009; X. Fang, Feng, Wang, & Dai, 2010; X Fang et al., 2008; National Toxicology Program (NTP), 2019b).
- Thyroid hormone alterations (National Toxicology Program (NTP), 2019b).

Epidemiological studies relevant to PFNA provide limited evidence of an association between PFNA exposure and increased serum cholesterol, but not with other lipid alterations (HDL, LDL, triglycerides) (Agency for Toxic Substances and Disease Registry (ATSDR), 2018b; NJDWQI, 2015) and small associations between serum PFNA and some liver function biomarkers (Jain & Ducatman, 2019; Nian et al., 2019; Salihovic et al., 2018).

Investigations of PFNA and immune endpoints in humans reported associations between higher PFNA exposure and:

- Decreased antibody response to a vaccine (Granum et al., 2013; Kielsen et al., 2016).
- Higher number of reported respiratory infections or common cold in children (Granum et al., 2013; Impinen et al., 2018).
- Asthma in children (G. H. Dong et al., 2013). Asthma and allergic diseases were not associated with PFNA in a number of other studies (Granum et al., 2013; Humblet et al., 2014; Impinen et al., 2019; Impinen et al., 2018).

Other associations between PFNA exposure measures and reproductive and developmental outcomes have been reported in epidemiological studies (Meng et al., 2018; Sagiv et al., 2018) including:

- Gestational diabetes (Rahman et al., 2019).
- Increased risk of miscarriage (Jensen et al., 2015).
- Lower birth weights (Sagiv et al., 2018).
- Altered timing of puberty onset for boys and girls (Ernst et al., 2019).
- Altered bone mineral density in girls at 17 years old (Jeddy et al., 2018).
- Lower levels of sex hormones and insulin-like growth factor (IGF-1) in boys and girls six to nine years old (Lopez-Espinosa, Mondal, Armstrong, Eskenazi, & Fletcher, 2016).

PFHxS

The liver is the primary target of PFHxS toxicity in rodent studies. Effects observed include increased liver weight, hepatocellular hypertrophy, altered lipid metabolism, steatosis, and necrosis (Bijland et al., 2011; J. L. Butenhoff, Chang, et al., 2009; S. Chang et al., 2018). Several studies have reported thyroid cell damage and reduced T4 and T3 thyroid hormone levels in rodent studies (J. L. Butenhoff, Chang, et al., 2009; NTP, 2018; Ramhoj et al., 2018).

Reproductive and developmental effects have been reported in some studies such as reduced litter size (S. Chang et al., 2018) and reduced birth weight (Ramhoj et al., 2018), but have not been consistently observed. One study reported altered spontaneous behavior and habituation in adult mice that had received a single dose of PFHxS on postnatal day ten (Viberg, Lee, & Eriksson, 2013). A key data gap is the lack of immune toxicity testing in animal studies.

According to ATSDR's 2018 draft assessment, the weight-of-evidence for epidemiological studies supports associations between PFHxS exposure and liver damage (as evidenced by increases in serum enzymes and decreases in serum bilirubin levels) and decreased antibody response to vaccines (Agency for Toxic Substances and Disease Registry (ATSDR), 2018b). There is also limited and somewhat inconsistent evidence of associations between higher PFHxS exposure and increased risk of hyperactivity in children (K Hoffman, Webster, Weisskopf, Weinberg, & Vieira, 2010; C. R. Stein & Savitz, 2011) and reduced T4 levels in pregnant women and male infants (Ballesteros et al., 2017; Preston et al., 2018).

The carcinogenicity of PFHxS has not been investigated.

Perfluoroheptanoic acid (PFHpA)

There is very limited data in laboratory animals to assess PFHpA. *In vitro* studies showed that PFHpA is as biologically active as PFOA in activating PPAR α , however this activity was not evident *in vivo*, probably because PFHpA was rapidly excreted and did not accumulate in the rodent liver (Goecke-Flora & Reo, 1996; HSDB, 2016; Kudo, Bandai, Suzuki, Katakura, & Kawashima, 2000; Kudo et al., 2001; Ohmori, Kudo, Katayama, & Kawashima, 2003). People do not excrete PFHpA as rapidly as rodents. In a study of 11 professional ski waxers, it took between 31 and 123 days after exposure ceased for their individual serum level of PFHpA to drop by half (Russell, Himmelstein, & Buck, 2015). A study of Chinese adults reported a longer estimated half-life in human serum (1.5 years) (Zhang, Beesoon, Zhu, & Martin, 2013).

Studies in humans are limited. Fu et al. (2014) reported no association between PFHpA in serum of adults and increased total cholesterol and LDL cholesterol at environmental exposure levels (Fu et al., 2014). Epidemiological studies investigating immune toxicity did not find associations between serum PFHpA levels and diphtheria or tetanus antibody levels in adults (Kudo et al., 2001), or risk of asthma diagnosis, eczema, or wheezing in children (Smit et al., 2015). Mattsson et al. (2015) reported that the risk of coronary artery disease was higher in individuals with serum PFHpA levels in the 3rd quartile of exposure, but not the 4th (highest) exposure quartile. Nian et al. (2020) reported that maternal plasma level of PFHpA early in pregnancy was associated with reduced free androgen index in baby's cord blood at birth in the large prospective Shanghai Birth Cohort.

PFHxA

Liver effects observed in 90-day rat studies with PFHxA were generally mild and required higher doses than PFOA (Chengelis, Kirkpatrick, Radovsky, & Shinohara, 2009; DuPont, 2007; Loveless et al., 2009). As discussed in Hall et al. (2012), these liver effects may not be relevant to humans (Hall et al., 2012). Effects on kidney and tubular degeneration observed in rodents (Klaunig et al., 2015) served as the basis for Michigan's enforceable limit of 400 µg/L PFHxA in drinking water (SAW, 2019).

Thyroid effects were observed only at very high doses in rats (DuPont, 2007; Loveless et al., 2009). In reproductive and developmental toxicity studies, PFOA-like effects were seen but at much higher doses (National Industrial Chemicals Notification and Assessment Scheme (NICNAS), 2015, 2017). A cancer study in rodents of PFHxA was negative for tumors (Klaunig et al., 2015).

Limited human evidence has been reported (Luz et al., 2019). Four cross-sectional human epidemiology studies provide some evidence of statistical associations between serum PFHxA levels and testosterone (Zhou et al., 2016), thyroid antibody markers (Li, Cheng, Xie, & Zeng, 2017), and Gilbert's syndrome (Fan, Ducatman, & Zhang, 2014).

The FluoroCouncil supported a comprehensive review of available toxicological data in 2019. The authors recommended a chronic RfD of 0.25 mg/kg-day and a drinking water screening value of 1400 µg/L for PFHxA (Anderson et al., 2019; Luz et al., 2019).

PFBS

In rodent testing, PFBS reduced thyroid hormones and produced kidney toxicity such as hyperplasia, developmental toxicity including delayed growth and maturation, hypertrophy in liver tissue, increased serum liver enzymes, and altered lipids and hematological profiles (X. Feng et al., 2017; Lieder, York, Hakes, Chang, & Butenhoff, 2009; York, 2002, 2003; Lieder, Chang, et al., 2009; Bijland et al., 2011; 3M Company, 2001; National Toxicology Program (NTP), 2019a). Data gaps include lack of immune toxicity studies, chronic toxicity studies, and cancer testing in laboratory animals (EPA, 2021).

EPA conducted a structured review of studies that investigated adverse effects of PFBS. This included 19 epidemiological studies that met EPA criteria for data quality. PFBS levels in serum were positively associated in at least one study with the following outcomes: adiposity in girls but not boys, asthma, serum cholesterol, cardiovascular disease and hypertensive disorders of pregnancy. Evidence from these human studies was considered equivocal by EPA evaluators (EPA, 2021).

PFBA

Toxicity observed in laboratory mice and rats:

- Mild liver toxicity (J. L. Butenhoff, Bjork, et al., 2012; Crebelli et al., 2019; Foreman et al., 2009).
- Mild thyroid toxicity (increased thyroid weight, hyperplasia, and hypertrophy of the follicular epithelium).
- Decreased thyroid hormone (T4) levels and decreased serum cholesterol (Bjork & Wallace, 2009; J. L. Butenhoff, Bjork, et al., 2012).

Males were more sensitive than females. In a reproductive and developmental study in mice, litter loss was observed at high doses. Despite liver enlargement in dams and pups, no effects on maternal, fetal, or pup weight gain were noted. Mouse offspring exposed to PFBA prenatally had significant delays in eye opening and a slight delay in onset of puberty (Das et al., 2008). PFBA was less developmentally toxic than PFOA presumably because of its more rapid elimination from the mouse. The health-based value for subchronic or chronic intake of PFBA from Minnesota Department of Health is 2,900 ng/kg-day (MDH, 2018).

Studies of health effects of PFBA in humans are lacking. A recent study in the Danish population reported an association between detectable PFBA in plasma and severity of Coronavirus disease 2019 (COVID-19). No other PFAS were similarly associated (Grandjean et al., 2020).

References

- 3M Company, & 3M Corporate Toxicology. (2001). *A 28-day oral (gavage) toxicity study of T-7485 in Sprague-Dawley rats. (Study Number: 132-007)*.
- Abbott, B. D. (2015). Developmental Toxicity. In J. C. DeWitt (Ed.), *Toxicological Effects of Perfluoroalkyl and Polyfluoroalkyl Substances* (pp. 203–218). Springer International Publishing.
- Abbott, B. D., Wolf, C. J., Schmid, J. E., Das, K. P., Zehr, R. D., Helfant, L., Nakayama, S., Lindstrom, A. B., Strynar, M. J., & Lau, C. (2007). Perfluorooctanoic Acid Induced Developmental Toxicity in the Mouse is Dependent on Expression of Peroxisome Proliferator Activated Receptor-alpha. *Toxicological Sciences*, *98*, 571–581. <https://doi.org/10.1093/toxsci/kfm110>
- Abraham, K., Mielke, H., Fromme, H., Völkel, W., Menzel, J., Peiser, M., Zepp, F., Willich, S. N., & Weikert, C. (2020). Internal exposure to perfluoroalkyl substances (PFASs) and biological markers in 101 healthy 1-year-old children: associations between levels of perfluorooctanoic acid (PFOA) and vaccine response. *Archives of Toxicology*, *94*, 2131–2147. <https://doi.org/10.1007/s00204-020-02715-4>
- Agence nationale de sécurité sanitaire, de l'alimentation, de l'environnement, & et du travail (ANSES). (2017). *Elaboration de VTR chronique par voie orale pour l'acide perfluorohexanoïque (PFHxA)* (E. Agence Nationale de Sécurité Sanitaire Alimentation Travail (ed.)). ANSES. <https://www.anses.fr/fr/system/files/SUBSTANCES2015SA0127Ra.pdf>
- Agency for Toxic Substances and Disease Registry (ATSDR). (2013). *Exposure investigation Report - Perfluorochemical Serum Sampling In the vicinity of Decatur, Alabama Morgan, Lawrence, and Limestone Counties*. Division of Community Health Investigation, Agency for Toxic Substances and Disease Registry. http://www.atsdr.cdc.gov/HAC/pha/Decatur/Perfluorochemical_Serum_Sampling.pdf
- Agency for Toxic Substances and Disease Registry (ATSDR). (2015). *Frequently Asked Questions: Perfluorinated Compounds* (Division of Community Health Investigations Science Support Branch (ed.)). ATSDR.
- Agency for Toxic Substances and Disease Registry (ATSDR). (2015). *Draft Toxicological Profile for Perfluoroalkyls*. <http://www.atsdr.cdc.gov/substances/toxsubstance.asp?toxid=237>
- Agency for Toxic Substances and Disease Registry (ATSDR). (2018). *ATSDR's Minimal Risk Levels (MRLs) and Environmental Media Evaluation Guides (EMEGs) for PFAS*. ATSDR. https://www.atsdr.cdc.gov/pfas/mrl_pfas.html
- Agency for Toxic Substances and Disease Registry (ATSDR). (2020a). *Spokane County (WA) near Fairchild Air Force Base*. Retrieved from <https://www.atsdr.cdc.gov/pfas/communities/Spokane-County-WA.html>

- Agency for Toxic Substances and Disease Registry (ATSDR). (2020b). CDC/ATSDR PFAS Exposure Assessment Community Level Results. Spokane County (WA) near Fairchild AirForce Base. June 2020. Retrieved from https://www.atsdr.cdc.gov/pfas/docs/factsheet/CDC_ATSDR-PFAS-EA-Spokane-County-Community-Level-Results-Fact-Sheet-H.pdf
- Agency for Toxic Substances and Disease Registry (ATSDR). (2021). *Toxicological profile for Perfluoroalkyls*. May 2021. Retrieved from <https://www.atsdr.cdc.gov/ToxProfiles/tp200.pdf>
- Ananth, R. (2018). *Fluorine-free Foams with Oleophobic Surfactants and Additives for Effective Pool Fire Suppression* (U.S. Naval Research Laboratory (ed.)). Strategic Environmental Research and Development Program (SERDP), Environmental Security Technology Certification Program (ESTCP). <https://www.serdp-estcp.org/Program-Areas/Weapons-Systems-and-Platforms/Waste-Reduction-and-Treatment-in-DoD-Operations/WP-2739/WP-2739>
- Anatek Labs Inc. (2019). *Analytical Results Report for The Town of Coupeville*. <https://townofcoupeville.org/wp-content/uploads/2019/04/TOC-Test-Results-March-2019.pdf>
- Anderson, J.K., Luz, A.L., Goodrum, P., & Durda, J. (2019). Perfluorohexanoic acid toxicity, part II: Application of human health toxicity value for risk characterization. *Regulatory Toxicology and Pharmacology*, 103, 10 – 20. <https://doi.org/10.1016/j.yrtph.2019.01.020>.
- Andersson, E. M., Scott, K., Xu, Y., Li, Y., Olsson, D. S., Fletcher, T., & Jakobsson, K. (2019). High exposure to perfluorinated compounds in drinking water and thyroid disease. A cohort study from Ronneby, Sweden. *Environmental Research*, 176, 108540. <https://doi.org/10.1016/j.envres.2019.108540>
- Apel, P., Angerer, J., Wilhelm, M., & Kolossa-Gehring, M. (2017). New HBM values for emerging substances, inventory of reference and HBM values in force, and working principles of the German Human Biomonitoring Commission. *International Journal of Hygiene and Environmental Health*, 220, 152–166. <https://doi.org/10.1016/j.ijheh.2016.09.007>
- Attfield, K. (2018). *Serum PFAS levels and their predictors in San Francisco Bay Area Asian and Pacific Islander Communities - Biomonitoring California Scientific Guidance Panel Meeting*. California Department of Health. <https://biomonitoring.ca.gov/sites/default/files/downloads/Attfield08222018.pdf>
- Australian Government Department of Defense. (2017). *PFAS in Chicken Eggs - 2017 Study Findings. RAAF Base Williamtown, Stage 2B Environmental Investigation*. <https://www.defence.gov.au/Environment/PFAS/docs/Williamtown/FactSheets/20171205WilliamtownChickenEggStudy.pdf>
- Ballesteros, V., Costa, O., Iñiguez, C., Fletcher, T., Ballester, F., & Lopez-Espinosa, M.-J. (2017). Exposure to perfluoroalkyl substances and thyroid function in pregnant women and children: A systematic review of epidemiologic studies. *Environment International*, 99, 15–28. <https://doi.org/10.1016/j.envint.2016.10.015>

- Barry, V., Winquist, A., & Steenland, K. (2013). Perfluorooctanoic Acid (PFOA) Exposures and Incident Cancers among Adults Living Near a Chemical Plant. *Environmental Health Perspectives*, *121*, 1313–1318. <https://doi.org/10.1289/ehp.1306615>
- Bartell, S. M., Calafat, A. M., Lyu, C., Kato, K., Ryan, P. B., & Steenland, K. (2010). Rate of Decline in Serum PFOA Concentrations after Granular Activated Carbon Filtration at Two Public Water Systems in Ohio and West Virginia. *Environmental Health Perspectives*, *118*, 222–228. <https://doi.org/10.1289/ehp.0901252>
- Bassler, J., Ducatman, A., Elliott, M., Wen, S., Wahlang, B., Barnett, J., & Cave, M. C. (2019). Environmental perfluoroalkyl acid exposures are associated with liver disease characterized by apoptosis and altered serum adipocytokines. *Environmental Pollution*, *247*, 1055–1063. <https://doi.org/10.1016/j.envpol.2019.01.064>
- Beeson, S., Genuis, S. J., Benskin, J. P., & Martin, J. W. (2012). Exceptionally High Serum Concentrations of Perfluorohexanesulfonate in a Canadian Family are Linked to Home Carpet Treatment Applications. *Environmental Science & Technology*, *46*, 12960–12967. <https://doi.org/10.1021/es3034654>
- Begley, T. H., Hsu, W., Noonan, G., & Diachenko, G. (2008). Migration of fluorochemical paper additives from food-contact paper into foods and food simulants. *Food Additives & Contaminants: Part A*, *25*, 384–390. <https://doi.org/10.1080/02652030701513784>
- Begley, T. H., White, K., Honigfort, P., Twaroski, M. L., Neches, R., & Walker, R. A. (2005). Perfluorochemicals: Potential sources of and migration from food packaging. *Food Additives and Contaminants*, *22*, 1023–1031. <https://doi.org/10.1080/02652030500183474>
- Benninghoff, A. D., Orner, G. A., Buchner, C. H., Hendricks, J. D., Duffy, A. M., & Williams, D. E. (2012). Promotion of Hepatocarcinogenesis by Perfluoroalkyl Acids in Rainbow Trout. *Toxicological Sciences*, *125*, 69–78. <https://doi.org/10.1093/toxsci/kfr267>
- Biegel, L. B., Hurtt, M. E., Frame, S. R., O'Connor, J. C., & Cook, J. C. (2001). Mechanisms of Extrahepatic Tumor Induction by Peroxisome Proliferators in Male CD Rats. *Toxicological Sciences*, *60*, 44–55. <https://doi.org/10.1093/toxsci/60.1.44>
- Biegel, L. B., Liu, R. C. M., Hurtt, M. E., & Cook, J. C. (1995). Effects of Ammonium Perfluorooctanoate on Leydig-Cell Function: In Vitro, in Vivo, and ex Vivo Studies. *Toxicology and Applied Pharmacology*, *134*, 18–25. <https://doi.org/10.1006/taap.1995.1164>
- Bijland, S., Rensen, P. C. N., Pieterman, E. J., Maas, A. C. E., van der Hoorn, J. W., van Erk, M. J., Havekes, L. M., Willems van Dijk, K., Chang, S.-C., Ehresman, D. J., Butenhoff, J. L., & Princen, H. M. G. (2011). Perfluoroalkyl Sulfonates Cause Alkyl Chain Length–Dependent Hepatic Steatosis and Hypolipidemia Mainly by Impairing Lipoprotein Production in APOE*3-Leiden CETP Mice. *Toxicological Sciences*, *123*, 290–303. <https://doi.org/10.1093/toxsci/kfr142>
- Biomonitoring California. (2019). *Project Results for Asian/Pacific Islander Community Exposures (ACE) Project - ACE 1*. <https://biomonitoring.ca.gov/results/projects/2751>

- Biomonitoring California. (2019). *Project Results for Asian/Pacific Islander Community Exposures (ACE) Project - ACE 2*. Office of Environmental Health Hazard Assessment,. <https://biomonitoring.ca.gov/results/projects/2750>
- Bizkarguenaga, E., Zabaleta, I., Mijangos, L., Iparraguirre, A., Fernández, L. A., Prieto, A., & Zuloaga, O. (2016). Uptake of perfluorooctanoic acid, perfluorooctane sulfonate and perfluorooctane sulfonamide by carrot and lettuce from compost amended soil. *Science of The Total Environment*, *571*, 444–451. <https://doi.org/10.1016/j.scitotenv.2016.07.010>
- Bjork, J. A., & Wallace, K. B. (2009). Structure-Activity Relationships and Human Relevance for Perfluoroalkyl Acid-Induced Transcriptional Activation of Peroxisome Proliferation in Liver Cell Cultures. *Toxicological Sciences*, *111*, 89–99. <https://doi.org/10.1093/toxsci/kfp093>
- Bonefeld-Jørgensen, E. C., Long, M., Fredslund, S. O., Bossi, R., & Olsen, J. (2014). Breast cancer risk after exposure to perfluorinated compounds in Danish women: a case-control study nested in the Danish National Birth Cohort. *Cancer Causes & Control*, *25*, 1439–1448. <https://doi.org/10.1007/s10552-014-0446-7>
- Boronow, K. E., Brody, J. G., Schaidler, L. A., Peaslee, G. F., Havas, L., & Cohn, B. A. (2019). Serum concentrations of PFASs and exposure-related behaviors in African American and non-Hispanic white women. *Journal of Exposure Science & Environmental Epidemiology*, *29*, 206–217. <https://doi.org/10.1038/s41370-018-0109-y>
- Buekers, J., Colles, A., Cornelis, C., Morrens, B., Govarts, E., & Schoeters, G. (2018). Socio-Economic Status and Health: Evaluation of Human Biomonitored Chemical Exposure to Per- and Polyfluorinated Substances across Status. *International Journal of Environmental Research and Public Health*, *15*, 2818. <https://doi.org/10.3390/ijerph15122818>
- Butenhoff, J. L., Chang, S. C., Olsen, G. W., & Thomford, P. J. (2012). Chronic dietary toxicity and carcinogenicity study with potassium perfluorooctanesulfonate in Sprague Dawley rats. *Toxicology*, *293*, 1–15. <https://doi.org/10.1016/j.tox.2012.01.003>
- Butenhoff, J. L., Bjork, J. A., Chang, S.-C., Ehresman, D. J., Parker, G. A., Das, K., Lau, C., Lieder, P. H., van Otterdijk, F. M., & Wallace, K. B. (2012). Toxicological evaluation of ammonium perfluorobutyrate in rats: Twenty-eight-day and ninety-day oral gavage studies. *Reproductive Toxicology*, *33*, 513–530. <https://doi.org/10.1016/j.reprotox.2011.08.004>
- Butenhoff, J. L., Chang, S.-C., Ehresman, D. J., & York, R. G. (2009). Evaluation of potential reproductive and developmental toxicity of potassium perfluorohexanesulfonate in Sprague Dawley rats. *Reproductive Toxicology*, *27*, 331–341. <https://doi.org/10.1016/j.reprotox.2009.01.004>
- Butenhoff, J. L., Ehresman, D. J., Chang, S.-C., Parker, G. A., & Stump, D. G. (2009). Gestational and lactational exposure to potassium perfluorooctanesulfonate (K+PFOS) in rats: Developmental neurotoxicity. *Reproductive Toxicology*, *27*, 319–330. <https://doi.org/10.1016/j.reprotox.2008.12.010>
- Butenhoff, J. L., Kennedy, G. L., Frame, S. R., O'Connor, J. C., & York, R. G. (2004). The reproductive toxicology of ammonium perfluorooctanoate (APFO) in the rat. *Toxicology*, *196*, 95–116. <https://doi.org/10.1016/j.tox.2003.11.005>

- Butenhoff, J., Costa, G., Elcombe, C., Farrar, D., Hansen, K., Iwai, H., Jung, R., Kennedy, G., Lieder, P., Olsen, G., & Thomford, P. (2002). Toxicity of ammonium perfluorooctanoate in male cynomolgus monkeys after oral dosing for 6 months. *Toxicological Sciences : An Official Journal of the Society of Toxicology*, *69*, 244–257. <https://doi.org/10.1093/toxsci/69.1.244>
- C8 Science Panel. (2012). *C8 Probable Link Reports*. http://www.c8sciencepanel.org/prob_link.html
- Calafat, A. M., Kato, K., Hubbard, K., Jia, T., Botelho, J. C., & Wong, L.-Y. (2019). Legacy and alternative per- and polyfluoroalkyl substances in the U.S. general population: Paired serum-urine data from the 2013–2014 National Health and Nutrition Examination Survey. *Environment International*, *131*, 105048. <https://doi.org/10.1016/j.envint.2019.105048>
- Calafat, A. M., Wong, L.-Y., Kuklennyik, Z., Reidy, J. A., & Needham, L. L. (2007). Polyfluoroalkyl Chemicals in the U.S. Population: Data from the National Health and Nutrition Examination Survey (NHANES) 2003–2004 and Comparisons with NHANES 1999–2000. *Environmental Health Perspectives*, *115*, 1596–1602. <https://doi.org/10.1289/ehp.10598>
- California Office of Environmental Health Hazard Assessment (OEHHA). (2019). *Notification Level Recommendations, Perfluorooctanoic Acid and Perfluorooctane Sulfonate in Drinking Water*. California Environmental Protection Agency. <https://oehha.ca.gov/water/notification-level/notification-level-recommendations-perfluorooctanoic-acid-pfoa>
- California Office of Environmental Health Hazard Assessment (OEHHA). (2021). Notification Level Recommendation for Perfluorobutane Sulfonic Acid (PFBS) in Drinking Water. January 2021. Retrieved from <https://oehha.ca.gov/media/downloads/water/chemicals/nl/pfbsnl011321.pdf>
- California State Water Resources Control Board. (2021a). PFAS General Order 2020-003-DDW, August 27, 2020, and General Order DW-2021-0001-DDW, February 16, 2021. Retrieved from https://www.waterboards.ca.gov/drinking_water/certlic/drinkingwater/pfas_ddw_general_order/
- California State Water Resources Control Board. (2021b). Non-Drinking Water PFAS Information and Resources, Investigative Orders. Retrieved from https://www.waterboards.ca.gov/pfas/non_drinking_water.html
- Caverly Rae, J. M., Craig, L., Slone, T. W., Frame, S. R., Buxton, L. W., & Kennedy, G. L. (2015). Evaluation of chronic toxicity and carcinogenicity of ammonium 2,3,3,3-tetrafluoro-2-(heptafluoropropoxy)-propanoate in Sprague–Dawley rats. *Toxicology Reports*, *2*, 939–949. <https://doi.org/http://dx.doi.org/10.1016/j.toxrep.2015.06.001>

- Centers for Disease Control (CDC) and Prevention, & NHANES, C. D. C.-. (2019). *Fourth National Report on Human Exposure to Environmental Chemicals, Updated Tables, January 2019, Volume One* (Vol. 1). U.S. Department of Health and Human Services.
file:///S:/EPH/EPHS/SAT/Toxicology/PFAS chemical action plan/Journal articles/2019/NHANES 2019-FourthReport_UpdatedTables_Volume1_Jan2019-508.pdf
- Centers for Disease Control and Prevention (CDC – NHANES). (2017). *Fourth National Report on Human Exposure to Environmental Chemicals - Updated Tables, January 2017*. Center for Disease Control and Prevention, National Health and Nutrition Examination Survey.
<https://www.cdc.gov/exposurereport/>
- Centers for Disease Control and Prevention (CDC – NHANES). (2019). *Fourth Report on Human Exposure to Environmental Chemicals, Updated Tables, (January 2019)*. U.S. Department of Health and Human Services, Centers for Disease Control and Prevention.
<https://www.cdc.gov/exposurereport/>
- Chang, S.-C., Das, K., Ehresman, D. J., Ellefson, M. E., Gorman, G. S., Hart, J. A., Noker, P. E., Tan, Y.-M., Lieder, P. H., Lau, C., Olsen, G. W., & Butenhoff, J. L. (2008). Comparative Pharmacokinetics of Perfluorobutyrate in Rats, Mice, Monkeys, and Humans and Relevance to Human Exposure via Drinking Water. *Toxicological Sciences*, *104*, 40–53.
<https://doi.org/10.1093/toxsci/kfn057>
- Chang, S.-C., Thibodeaux, J. R., Eastvold, M. L., Ehresman, D. J., Bjork, J. A., Froehlich, J. W., Lau, C., Singh, R. J., Wallace, K. B., & Butenhoff, J. L. (2008). Thyroid hormone status and pituitary function in adult rats given oral doses of perfluorooctanesulfonate (PFOS). *Toxicology*, *243*, 330–339. <https://doi.org/10.1016/j.tox.2007.10.014>
- Chang, S., Butenhoff, J. L., Parker, G. A., Coder, P. S., Zitzow, J. D., Krisko, R. M., Bjork, J. A., Wallace, K. B., & Seed, J. G. (2018). Reproductive and developmental toxicity of potassium perfluorohexanesulfonate in CD-1 mice. *Reproductive Toxicology*, *78*, 150–168.
<https://doi.org/10.1016/j.reprotox.2018.04.007>
- Chengelis, C. P., Kirkpatrick, J. B., Radovsky, A., & Shinohara, M. (2009). A 90-day repeated dose oral (gavage) toxicity study of perfluorohexanoic acid (PFHxA) in rats (with functional observational battery and motor activity determinations). *Reproductive Toxicology*, *27*, 342–351. <https://doi.org/10.1016/j.reprotox.2009.01.006>
- Christensen, K. Y., Raymond, M., Blackowicz, M., Liu, Y., Thompson, B. A., Anderson, H. A., & Turyk, M. (2017). Perfluoroalkyl substances and fish consumption. *Environmental Research*, *154*, 145–151. <https://doi.org/10.1016/j.envres.2016.12.032>
- Christensen, K. Y., Maisonet, M., Rubin, C., Holmes, A., Calafat, A. M., Kato, K., Flanders, W. D., Heron, J., McGeehin, M. A., & Marcus, M. (2011). Exposure to polyfluoroalkyl chemicals during pregnancy is not associated with offspring age at menarche in a contemporary British cohort. *Environment International*, *37*, 129–135.
<https://doi.org/10.1016/j.envint.2010.08.007>
- City of Dupont. (2020). *PFCs - Frequently Asked Questions*. Retrieved from
<https://www.dupontwa.gov/502/PFCs>

- Clara, M., Scharf, S., Weiss, S., Gans, O., & Scheffknecht, C. (2008). Emissions of perfluorinated alkylated substances (PFAS) from point sources—identification of relevant branches. *Water Science and Technology*, *58*, 59–66. <https://doi.org/10.2166/wst.2008.641>
- Conley, J., Lambright, C., Evans, N., McCord, J., Strynar, M., Hill, D., Medlock-Kakaley, E., Wilson, V., & Gray, L. (2021). Hexafluoropropylene oxide-dimer acid (HFPO-DA or GenX) alters maternal and fetal glucose and lipid metabolism and produces neonatal mortality, low birthweight, and hepatomegaly in the Sprague-Dawley rat. *Environment international*, *146*, 106 – 204. <https://doi.org/10.1016/j.envint.2020.106204>
- Convertino, M., Church, T. R., Olsen, G. W., Liu, Y., Doyle, E., Elcombe, C. R., Barnett, A. L., Samuel, L. M., MacPherson, I. R., & Evans, T. R. J. (2018). Stochastic Pharmacokinetic-Pharmacodynamic Modeling for Assessing the Systemic Health Risk of Perfluorooctanoate (PFOA). *Toxicological Sciences*, *163*, 293–306. <https://doi.org/10.1093/toxsci/kfy035>
- Corsini, E., Luebke, R. W., Germolec, D. R., & DeWitt, J. C. (2014). Perfluorinated compounds: Emerging POPs with potential immunotoxicity. *Toxicology Letters*, *230*, 263–270. <https://doi.org/10.1016/j.toxlet.2014.01.038>
- Corton, J. C., Peters, J. M., & Klaunig, J. E. (2018). The PPAR α -dependent rodent liver tumor response is not relevant to humans: addressing misconceptions. *Archives of Toxicology*, *92*, 83–119. <https://doi.org/10.1007/s00204-017-2094-7>
- Crebelli, R., Caiola, S., Conti, L., Cordelli, E., De Luca, G., Dellatte, E., Eleuteri, P., Iacovella, N., Leopardi, P., Marcon, F., Sanchez, M., Sestili, P., Siniscalchi, E., & Villani, P. (2019). Can sustained exposure to PFAS trigger a genotoxic response? A comprehensive genotoxicity assessment in mice after subacute oral administration of PFOA and PFBA. *Regulatory Toxicology and Pharmacology*, *106*, 169–177. <https://doi.org/10.1016/j.yrtph.2019.05.005>
- Cui, L., Zhou, Q., Liao, C., Fu, J., & Jiang, G. (2009). Studies on the Toxicological Effects of PFOA and PFOS on Rats Using Histological Observation and Chemical Analysis. *Archives of Environmental Contamination and Toxicology*, *56*, 338–349. <https://doi.org/10.1007/s00244-008-9194-6>
- D'Hollander, W., Roosens, L., Covaci, A., Cornelis, C., Reynders, H., Campenhout, K. Van, Voogt, P. de, & Bervoets, L. (2010). Brominated flame retardants and perfluorinated compounds in indoor dust from homes and offices in Flanders, Belgium. *Chemosphere*, *81*, 478–487. <https://doi.org/10.1016/j.chemosphere.2010.07.043>
- Dalsager, L., Christensen, N., Husby, S., Kyhl, H., Nielsen, F., Høst, A., Grandjean, P., & Jensen, T. K. (2016). Association between prenatal exposure to perfluorinated compounds and symptoms of infections at age 1–4years among 359 children in the Odense Child Cohort. *Environment International*, *96*, 58–64. <https://doi.org/10.1016/j.envint.2016.08.026>
- Darrow, L. A., Groth, A. C., Winquist, A., Shin, H.-M., Bartell, S. M., & Steenland, K. (2016). Modeled Perfluorooctanoic Acid (PFOA) Exposure and Liver Function in a Mid-Ohio Valley Community. *Environmental Health Perspectives*, *124*, 1227–1233. <https://doi.org/10.1289/ehp.1510391>

- Das, K. P., Wood, C. R., Lin, M. T., Starkov, A. A., Lau, C., Wallace, K. B., Corton, J. C., & Abbott, B. D. (2017). Perfluoroalkyl acids-induced liver steatosis: Effects on genes controlling lipid homeostasis. *Toxicology*, *378*, 37–52. <https://doi.org/10.1016/j.tox.2016.12.007>
- Das, K. P., Grey, B. E., Zehr, R. D., Wood, C. R., Butenhoff, J. L., Chang, S.-C., Ehresman, D. J., Tan, Y.-M., & Lau, C. (2008). Effects of Perfluorobutyrate Exposure during Pregnancy in the Mouse. *Toxicological Sciences*, *105*, 173–181. <https://doi.org/10.1093/toxsci/kfn099>
- Das, K. P., Grey, B. E., Rosen, M. B., Wood, C. R., Tatum-Gibbs, K. R., Zehr, R. D., Strynar, M. J., Lindstrom, A. B., & Lau, C. (2015). Developmental toxicity of perfluorononanoic acid in mice. *Reproductive Toxicology*, *51*, 133–144. <https://doi.org/10.1016/j.reprotox.2014.12.012>
- Department of Defense (DOD). (2016). *Testing DOD Drinking Water for Perfluorooctane Sulfonate (PFOS) and Perfluorooctanoic Acid (PFOA) - Policy*. DOD. <https://www.denix.osd.mil/army-pfas/the-army-addresses-pfos-pfoa/the-army-addresses-pfos-and-pfoa/testing-dod-drinking-water-for-perfluorooctane-sulfonate-and-perfluorooctanoic-acid-contamination/>
- Department of Defense (DOD). (2016). *Perfluorinated Compound (PFC) Contamination Assessment*. Department of Defense. <https://www.denix.osd.mil/army-pfas/the-army-addresses-pfos-pfoa/the-army-addresses-pfos-and-pfoa/perfluorinated-compound-pfc-contamination-assessment1/>
- Department of Defense (DOD) Environment. (2018). *Army PFAS Fact Sheet*. DENIX DOD Environment, Safety and Occupational Health Network and Information Exchange. Retrieved from <https://www.denix.osd.mil/army-pfas/home/homepage-documents/may-9-pfas-factsheet/>
- Department of Navy (DON). (2018). Final Action Memorandum, Town of Coupeville – Navy Water System Improvements, Coupeville, Naval Air Station Whidbey Island, Outlying Landing Field, Coupeville, Washington, July 2018.
- Department of Navy (DON). (2020). Final Action Memorandum, Ault Field and Area 6 Drinking Water, Naval Air Station Whidbey Island, Oak Harbor, Washington, June 2020.
- Department of Navy (DON). (2021). Naval Base Kitsap-Bangor PFAS Virtual Open House. Retrieved from <https://www.navybangorpfas.com/index.html>
- DeWitt, J. C., Blossom, S. J., & Schaidler, L. A. (2019). Exposure to per-fluoroalkyl and polyfluoroalkyl substances leads to immunotoxicity: epidemiological and toxicological evidence. *Journal of Exposure Science & Environmental Epidemiology*, *29*, 148–156. <https://doi.org/10.1038/s41370-018-0097-y>
- DeWitt, J. C., Copeland, C. B., Strynar, M. J., & Luebke, R. W. (2008). Perfluorooctanoic Acid–Induced Immunomodulation in Adult C57BL/6J or C57BL/6N Female Mice. *Environmental Health Perspectives*, *116*, 644–650. <https://doi.org/10.1289/ehp.10896>

- Di Nisio, A., Sabovic, I., Valente, U., Tescari, S., Rocca, M. S., Guidolin, D., Dall'Acqua, S., Acquasaliente, L., Pozzi, N., Plebani, M., Garolla, A., & Foresta, C. (2019). Endocrine Disruption of Androgenic Activity by Perfluoroalkyl Substances: Clinical and Experimental Evidence. *The Journal of Clinical Endocrinology & Metabolism*, *104*, 1259–1271. <https://doi.org/10.1210/jc.2018-01855>
- Dobraca, D., Israel, L., McNeel, S., Voss, R., Wang, M., Gajek, R., Park, J.-S., Harwani, S., Barley, F., She, J., & Das, R. (2015). Biomonitoring in California Firefighters. *Journal of Occupational and Environmental Medicine*, *57*, 88–97. <https://doi.org/10.1097/JOM.0000000000000307>
- Domazet, S. L., Grøntved, A., Timmermann, A. G., Nielsen, F., & Jensen, T. K. (2016). Longitudinal Associations of Exposure to Perfluoroalkylated Substances in Childhood and Adolescence and Indicators of Adiposity and Glucose Metabolism 6 and 12 Years Later: The European Youth Heart Study. *Diabetes Care*, *39*, 1745–1751. <https://doi.org/10.2337/dc16-0269>
- Dong, G.-H., Liu, M.-M., Wang, D., Zheng, L., Liang, Z.-F., & Jin, Y.-H. (2011). Sub-chronic effect of perfluorooctanesulfonate (PFOS) on the balance of type 1 and type 2 cytokine in adult C57BL6 mice. *Archives of Toxicology*, *85*, 1235–1244. <https://doi.org/10.1007/s00204-011-0661-x>
- Dong, G.-H., Zhang, Y.-H., Zheng, L., Liu, W., Jin, Y.-H., & He, Q.-C. (2009). Chronic effects of perfluorooctanesulfonate exposure on immunotoxicity in adult male C57BL/6 mice. *Archives of Toxicology*, *83*, 805–815. <https://doi.org/10.1007/s00204-009-0424-0>
- Ducatman, A., Zhang, J., & Fan, H. (2015). Prostate-Specific Antigen and Perfluoroalkyl Acids in the C8 Health Study Population. *Journal of Occupational and Environmental Medicine*, *57*, 111–114. <https://doi.org/10.1097/JOM.0000000000000319>
- DuPont. (2007). *Sodium Perfluorohexanoate: 90-Day Gavage Study in Rats with One-generation Reproduction Evaluation (Study No. 19715, July 2007)*. E.I. du Pont de Nemours and Company (Unpublished report). https://www.daikinchemicals.com/library/pb_common/pdf/sustainability/PFHxA/90day_004.pdf
- Egghy, P. P., & Lorber, M. (2011). An assessment of the exposure of Americans to perfluorooctane sulfonate: A comparison of estimated intake with values inferred from NHANES data. *Journal of Exposure Science & Environmental Epidemiology*, *21*, 150–168. <https://doi.org/10.1038/jes.2009.73>
- Emmett, E. A., Shofer, F. S., Zhang, H., Freeman, D., Desai, C., & Shaw, L. M. (2006). Community Exposure to Perfluorooctanoate: Relationships Between Serum Concentrations and Exposure Sources. *Journal of Occupational and Environmental Medicine*, *48*, 759–770. <https://doi.org/10.1097/01.jom.0000232486.07658.74>

- Environmental Justice Task Force. (2020). Report to the Washington State Governor and Legislature; Recommendations for Prioritizing EJ in Washington State Government. Fall 2020. Retrieved from [https://healthequity.wa.gov/Portals/9/Doc/Publications/Reports/EJTf%20Report_FINAL\(1\).pdf](https://healthequity.wa.gov/Portals/9/Doc/Publications/Reports/EJTf%20Report_FINAL(1).pdf)
- Environmental Working Group (EWG). (2020). *Freedom of Information Request for PFAS Detections on U.S. Army Bases, 2016-2019*. https://cdn3.ewg.org/sites/default/files/u352/EWG_PFASTable-Army_C01.pdf?_ga=2.221565720.1036667099.1568130417-1210461551.1568130417
- Environmental Working Group (EWG). (2020). *Mapping the PFAS Contamination Crisis: New Data Show 1,582 Sites in 49 States*. https://www.ewg.org/interactive-maps/pfas_contamination/
- Eriksen, K. T., Sorensen, M., McLaughlin, J. K., Lipworth, L., Tjonneland, A., Overvad, K., & Raaschou-Nielsen, O. (2009). Perfluorooctanoate and Perfluorooctanesulfonate Plasma Levels and Risk of Cancer in the General Danish Population. *JNCI Journal of the National Cancer Institute*, *101*, 605–609. <https://doi.org/10.1093/jnci/djp041>
- Ernst, A., Brix, N., Lauridsen, L. L. B., Olsen, J., Parner, E. T., Liew, Z., Olsen, L. H., & Ramlau-Hansen, C. H. (2019). Exposure to Perfluoroalkyl Substances during Fetal Life and Pubertal Development in Boys and Girls from the Danish National Birth Cohort. *Environmental Health Perspectives*, *127*, 017004. <https://doi.org/10.1289/EHP3567>
- European Commission and Cordis. (2012). *Final Report Summary - PERFOOD (PERFluorinated Organics in Our Diet)*. <https://cordis.europa.eu/project/rcn/91268/reporting/en>
- European Food Safety Authority (EFSA). (2020). *Draft scientific opinion on risks to human health related to the presence of perfluoroalkyl substances in food*. https://www.efsa.europa.eu/sites/default/files/consultation/consultation/PFAS_Draft_Opinion_for_public_consultation_Part_I.pdf
- European Food Safety Authority (EFSA). (2020). *Public consultation on the draft scientific opinion on the risks to human health related to the presence of perfluoroalkyl substances in food*. European Food Safety Authority. <https://www.efsa.europa.eu/en/consultations/call/public-consultation-draft-scientific-opinion-risks-human-health>
- Fairchild Air Force Base. (2018). *Restoration Advisory Board (RAB) Meeting Agenda*. Air Force.
- Fairchild Airforce Base. (2019). *Fairchild AFB PFOS/PFOA Sampling Area*. <https://www.fairchild.af.mil/PFOS-PFOA-INFO/>
- Fan, H., Ducatman, A., & Zhang, J. (2014). Perfluorocarbons and Gilbert syndrome (phenotype) in the C8 Health Study Population. *Environmental Research*, *135*, 70–75. <https://doi.org/10.1016/j.envres.2014.08.011>

- Fang, X., Feng, Y., Wang, J., & Dai, J. (2010). Perfluorononanoic acid-induced apoptosis in rat spleen involves oxidative stress and the activation of caspase-independent death pathway. *Toxicology*, *267*(1–3), 54–59. <https://doi.org/10.1016/j.tox.2009.10.020>
- Fang, X., Feng, Y., Shi, Z., & Dai, J. (2009). Alterations of Cytokines and MAPK Signaling Pathways are Related to the Immunotoxic Effect of Perfluorononanoic Acid. *Toxicological Sciences*, *108*, 367–376. <https://doi.org/10.1093/toxsci/kfp019>
- Fang, X., Zhang, L., Feng, Y., Zhao, Y., & Dai, J. (2008). Immunotoxic Effects of Perfluorononanoic Acid on BALB/c Mice. *Toxicological Sciences*, *105*, 312–321. <https://doi.org/10.1093/toxsci/kfn127>
- Farley, J. (2020, March 10). Well near Bangor found to have potentially dangerous levels of contamination. *Kitsap Sun*. <https://www.kitsapsun.com/story/news/2020/03/10/well-near-bangor-found-have-potentially-dangerous-levels-contamination/5011073002/>
- Fei, C., McLaughlin, J. K., Lipworth, L., & Olsen, J. (2009). Maternal levels of perfluorinated chemicals and subfecundity. *Human Reproduction*, *24*, 1200–1205. <https://doi.org/10.1093/humrep/den490>
- Feng, X., Cao, X., Zhao, S., Wang, X., Hua, X., Chen, L., & Chen, L. (2017). Exposure of Pregnant Mice to Perfluorobutanesulfonate Causes Hypothyroxinemia and Developmental Abnormalities in Female Offspring. *Toxicological Sciences*, *155*, 409–419. <https://doi.org/10.1093/toxsci/kfw219>
- Feng, Y., Shi, Z., Fang, X., Xu, M., & Dai, J. (2009). Perfluorononanoic acid induces apoptosis involving the Fas death receptor signaling pathway in rat testis. *Toxicology Letters*, *190*, 224–230. <https://doi.org/10.1016/j.toxlet.2009.07.020>
- Foreman, J. E., Chang, S.-C., Ehresman, D. J., Butenhoff, J. L., Anderson, C. R., Palkar, P. S., Kang, B.-H., Gonzalez, F. J., & Peters, J. M. (2009). Differential Hepatic Effects of Perfluorobutyrate Mediated by Mouse and Human PPAR- α . *Toxicological Sciences*, *110*, 204–211. <https://doi.org/10.1093/toxsci/kfp077>
- Fraser, A. J., Webster, T. F., Watkins, D. J., Nelson, J. W., Stapleton, H. M., Calafat, A. M., Kato, K., Shoeib, M., Vieira, V. M., & McClean, M. D. (2012). Polyfluorinated Compounds in Serum Linked to Indoor Air in Office Environments. *Environmental Science & Technology*, *46*, 1209–1215. <https://doi.org/10.1021/es2038257>
- Fraser, A. J., Webster, T. F., Watkins, D. J., Strynar, M. J., Kato, K., Calafat, A. M., Vieira, V. M., & McClean, M. D. (2013). Polyfluorinated compounds in dust from homes, offices, and vehicles as predictors of concentrations in office workers' serum. *Environment International*, *60*, 128–136. <https://doi.org/10.1016/j.envint.2013.08.012>
- Frawley, R. P., Smith, M., Cesta, M. F., Hayes-Bouknight, S., Blystone, C., Kissling, G. E., Harris, S., & Germolec, D. (2018). Immunotoxic and hepatotoxic effects of perfluoro- n -decanoic acid (PFDA) on female Harlan Sprague–Dawley rats and B 6 C 3 F 1 /N mice when administered by oral gavage for 28 days. *Journal of Immunotoxicology*, *15*, 41–52. <https://doi.org/10.1080/1547691X.2018.1445145>

- Freberg, B. I., Olsen, R., Daae, H. L., Hersson, M., Thorud, S., Ellingsen, D. G., & Molander, P. (2014). Occupational Exposure Assessment of Airborne Chemical Contaminants Among Professional Ski Waxers. *The Annals of Occupational Hygiene*, *58*, 601–611. <https://doi.org/10.1093/annhyg/meu015>
- Freberg, B. I., Haug, L. S., Olsen, R., Daae, H. L., Hersson, M., Thomsen, C., Thorud, S., Becher, G., Molander, P., & Ellingsen, D. G. (2010). Occupational Exposure to Airborne Perfluorinated Compounds during Professional Ski Waxing. *Environmental Science & Technology*, *44*, 7723–7728. <https://doi.org/10.1021/es102033k>
- Frisbee, S. J., Brooks, A. P., Maher, A., Flensburg, P., Arnold, S., Fletcher, T., Steenland, K., Shankar, A., Knox, S. S., Pollard, C., Halverson, J. A., Vieira, V. M., Jin, C., Leyden, K. M., & Ducatman, A. M. (2009). The C8 Health Project: Design, Methods, and Participants. *Environmental Health Perspectives*, *117*, 1873–1882. <https://doi.org/10.1289/ehp.0800379>
- Frisbee, S. J., Shankar, A., Knox, S. S., Steenland, K., Savitz, D. A., Fletcher, T., & Ducatman, A. M. (2010). Perfluorooctanoic Acid, Perfluorooctanesulfonate, and Serum Lipids in Children and Adolescents. *Archives of Pediatrics & Adolescent Medicine*, *164*, 860–869. <https://doi.org/10.1001/archpediatrics.2010.163>
- Fu, Y., Wang, T., Fu, Q., Wang, P., & Lu, Y. (2014). Associations between serum concentrations of perfluoroalkyl acids and serum lipid levels in a Chinese population. *Ecotoxicology and Environmental Safety*, *106*, 246–252. <https://doi.org/10.1016/j.ecoenv.2014.04.039>
- Fujii, Y., Harada, K. H., & Koizumi, A. (2013). Occurrence of perfluorinated carboxylic acids (PFCAs) in personal care products and compounding agents. *Chemosphere*, *93*, 538–544. <https://doi.org/10.1016/j.chemosphere.2013.06.049>
- Gallo, V., Leonardi, G., Genser, B., Lopez-Espinosa, M.-J., Frisbee, S. J., Karlsson, L., Ducatman, A. M., & Fletcher, T. (2012). Serum Perfluorooctanoate (PFOA) and Perfluorooctane Sulfonate (PFOS) Concentrations and Liver Function Biomarkers in a Population with Elevated PFOA Exposure. *Environmental Health Perspectives*, *120*, 655–660. <https://doi.org/10.1289/ehp.1104436>
- Geiger, S. D., Xiao, J., & Shankar, A. (2013). Positive Association Between Perfluoroalkyl Chemicals and Hyperuricemia in Children. *American Journal of Epidemiology*, *177*, 1255–1262. <https://doi.org/10.1093/aje/kws392>
- Gueke, B. (2016). FPF Dossier: Per- and polyfluoroalkyl substances (PFASs). *Food Packaging Forum*. <https://doi.org/10.5281/zenodo.57198>
- Ghisi, R., Vamerli, T., & Manzetti, S. (2019). Accumulation of perfluorinated alkyl substances (PFAS) in agricultural plants: A review. *Environmental Research*, *169*, 326–341. <https://doi.org/10.1016/j.envres.2018.10.023>
- Girardi, P., & Merler, E. (2019). A mortality study on male subjects exposed to polyfluoroalkyl acids with high internal dose of perfluorooctanoic acid. *Environmental Research*, *179*, 108743. <https://doi.org/10.1016/j.envres.2019.108743>

- Gleason, J. A., Post, G. B., & Fagliano, J. A. (2015). Associations of perfluorinated chemical serum concentrations and biomarkers of liver function and uric acid in the US population (NHANES), 2007–2010. *Environmental Research*, *136*, 8–14. <https://doi.org/10.1016/j.envres.2014.10.004>
- Goecke-Flora, C. M., & Reo, N. V. (1996). Influence of Carbon Chain Length on the Hepatic Effects of Perfluorinated Fatty Acids. A 19 F- and 31 P-NMR Investigation. *Chemical Research in Toxicology*, *9*, 689–695. <https://doi.org/10.1021/tx950217k>
- Goudarzi, H., Miyashita, C., Okada, E., Kashino, I., Chen, C.-J., Ito, S., Araki, A., Kobayashi, S., Matsuura, H., & Kishi, R. (2017). Prenatal exposure to perfluoroalkyl acids and prevalence of infectious diseases up to 4 years of age. *Environment International*, *104*, 132–138. <https://doi.org/10.1016/j.envint.2017.01.024>
- Graber, J. M., Alexander, C., Laumbach, R. J., Black, K., Strickland, P. O., Georgopoulos, P. G., Marshall, E. G., Shendell, D. G., Alderson, D., Mi, Z., Mascari, M., & Weisel, C. P. (2019). Per and polyfluoroalkyl substances (PFAS) blood levels after contamination of a community water supply and comparison with 2013–2014 NHANES. *Journal of Exposure Science & Environmental Epidemiology*, *29*, 172–182. <https://doi.org/10.1038/s41370-018-0096-z>
- Grandjean, P., Andersen, E. W., Budtz-Jørgensen, E., Nielsen, F., Mølbak, K., Weihe, P., & Heilmann, C. (2012). Serum Vaccine Antibody Concentrations in Children Exposed to Perfluorinated Compounds. *JAMA*, *307*, 391–397. <https://doi.org/10.1001/jama.2011.2034>
- Grandjean, P., Heilmann, C., Weihe, P., Nielsen, F., Mogensen, U. B., & Budtz-Jørgensen, E. (2017). Serum Vaccine Antibody Concentrations in Adolescents Exposed to Perfluorinated Compounds. *Environmental Health Perspectives*, *125*, 077018. <https://doi.org/10.1289/EHP275>
- Grandjean, P., Heilmann, C., Weihe, P., Nielsen, F., Mogensen, U. B., Timmermann, A., & Budtz-Jørgensen, E. (2017). Estimated exposures to perfluorinated compounds in infancy predict attenuated vaccine antibody concentrations at age 5-years. *Journal of Immunotoxicology*, *14*, 188–195. <https://doi.org/10.1080/1547691X.2017.1360968>
- Grandjean, P., Timmermann, C., Kruse, M., Nielsen, F., Vinholt, P., Boding, L., Heilmann, C., & Mølbak, K. (2020). Severity of COVID-19 at elevated exposure to perfluorinated alkylates. *PloS one*, *15*, 1 – 12. <https://doi.org/10.1371/journal.pone.0244815>
- Granum, B., Haug, L. S., Namork, E., Stølevik, S. B., Thomsen, C., Aaberge, I. S., van Loveren, H., Løvik, M., & Nygaard, U. C. (2013). Pre-natal exposure to perfluoroalkyl substances may be associated with altered vaccine antibody levels and immune-related health outcomes in early childhood. *Journal of Immunotoxicology*, *10*, 373 – 379. <https://doi.org/10.3109/1547691X.2012.755580>
- Gremmel, C., Frömel, T., & Knepper, T.P. (2016). Systematic determination of perfluoroalkyl and polyfluoroalkyl substances (PFASs) in outdoor jackets. *Chemosphere*, *160*, 173-180. <https://doi.org/10.1016/j.chemosphere.2016.06.043>

- Guruge, K. S., Hikono, H., Shimada, N., Murakami, K., Hasegawa, J., Yeung, L. W. Y., Yamanaka, N., & Yamashita, N. (2009). Effect of perfluorooctane sulfonate (PFOS) on influenza A virus-induced mortality in female B6C3F1 mice. *The Journal of Toxicological Sciences*, *34*, 687–691. <https://doi.org/10.2131/jts.34.687>
- Gyllenhammar, I., Benskin, J. P., Sandblom, O., Berger, U., Ahrens, L., Lignell, S., Wiberg, K., & Glynn, A. (2018). Perfluoroalkyl Acids (PFAAs) in Serum from 2–4-Month-Old Infants: Influence of Maternal Serum Concentration, Gestational Age, Breast-Feeding, and Contaminated Drinking Water. *Environmental Science & Technology*, *52*, 7101–7110. <https://doi.org/10.1021/acs.est.8b00770>
- Hall, A. P., Elcombe, C. R., Foster, J. R., Harada, T., Kaufmann, W., Knippel, A., Küttler, K., Malarkey, D. E., Maronpot, R. R., Nishikawa, A., Nolte, T., Schulte, A., Strauss, V., & York, M. J. (2012). Liver Hypertrophy. *Toxicologic Pathology*, *40*(7), 971–994. <https://doi.org/10.1177/0192623312448935>
- Hansen, S., Vestergren, R., Herzke, D., Melhus, M., Evenset, A., Hanssen, L., Brustad, M., & Sandanger, T. M. (2016). Exposure to per- and polyfluoroalkyl substances through the consumption of fish from lakes affected by aqueous film-forming foam emissions — A combined epidemiological and exposure modeling approach. The SAMINOR 2 Clinical Study. *Environment International*, *94*, 272–282. <https://doi.org/10.1016/j.envint.2016.05.030>
- Hardell, E., Kärrman, A., van Bavel, B., Bao, J., Carlberg, M., & Hardell, L. (2014). Case-control study on perfluorinated alkyl acids (PFAAs) and the risk of prostate cancer. *Environment International*, *63*, 35–39. <https://doi.org/10.1016/j.envint.2013.10.005>
- Hardisty, J. F., Willson, G. A., Brown, W. R., McConnell, E. E., Frame, S. R., Gaylor, D. W., Kennedy, G. L., & Butenhoff, J. L. (2010). Pathology Working Group review and evaluation of proliferative lesions of mammary gland tissues in female rats fed ammonium perfluorooctanoate (APFO) in the diet for 2 years. *Drug and Chemical Toxicology*, *33*, 131–137. <https://doi.org/10.3109/01480541003667610>
- Harris, M. H., Rifas-Shiman, S. L., Calafat, A. M., Ye, X., Mora, A. M., Webster, T. F., Oken, E., & Sagiv, S. K. (2017). Predictors of Per- and Polyfluoroalkyl Substance (PFAS) Plasma Concentrations in 6–10 Year Old American Children. *Environmental Science & Technology*, *51*, 5193–5204. <https://doi.org/10.1021/acs.est.6b05811>
- Hinds, K. K. (2017). *Limited Update Water System Plan*. Town of Coupeville. <https://townofcoupeville.org/wp-content/uploads/2017/08/limited-update-water-system-plan-2017.pdf>
- Hoffman, K., Webster, T. F., Bartell, S. M., Weisskopf, M. G., Fletcher, T., & Vieira, V. M. (2011). Private Drinking Water Wells as a Source of Exposure to Perfluorooctanoic Acid (PFOA) in Communities Surrounding a Fluoropolymer Production Facility. *Environmental Health Perspectives*, *119*, 92–97. <https://doi.org/10.1289/ehp.1002503>

- Hoffman, K., Webster, T. F., Weisskopf, M. G., Weinberg, J., & Vieira, V. M. (2010). Exposure to Polyfluoroalkyl Chemicals and Attention Deficit/Hyperactivity Disorder in U.S. Children 12–15 Years of Age. *Environmental Health Perspectives*, *118*, 1762–1767. <https://doi.org/10.1289/ehp.1001898>
- Hu, X. C., Andrews, D. Q., Lindstrom, A. B., Bruton, T. A., Schaidler, L. A., Grandjean, P., Lohmann, R., Carignan, C. C., Blum, A., Balan, S. A., Higgins, C. P., & Sunderland, E. M. (2016). Detection of Poly- and Perfluoroalkyl Substances (PFASs) in U.S. Drinking Water Linked to Industrial Sites, Military Fire Training Areas, and Wastewater Treatment Plants. *Environmental Science & Technology Letters*, *3*, 344–350. <https://doi.org/10.1021/acs.estlett.6b00260>
- Hong, S., Lee, S., Yang, J., Lee, J., Jung, K., Seok, J., Kim, S., Nam, K., Jeong, J., Lee, J., & Oh, J. (2020). Orally Administered 6:2 Chlorinated Polyfluorinated Ether Sulfonate (F-53B) Causes Thyroid Dysfunction in Rats. *Toxics*, *8*, 54. <https://doi.org/10.3390/toxics8030054>
- Hu, X. C., Tokranov, A. K., Liddie, J., Zhang, X., Grandjean, P., Hart, J. E., Laden, F., Sun, Q., Yeung, L. W. Y., & Sunderland, E. M. (2019). Tap Water Contributions to Plasma Concentrations of Poly- and Perfluoroalkyl Substances (PFAS) in a Nationwide Prospective Cohort of U.S. Women. *Environmental Health Perspectives*, *127*, 067006. <https://doi.org/10.1289/EHP4093>
- Huang, M., Jiao, J., Zhuang, P., Chen, X., Wang, J., & Zhang, Y. (2018). Serum polyfluoroalkyl chemicals are associated with risk of cardiovascular diseases in national US population. *Environment International*, *119*, 37–46. <https://doi.org/10.1016/j.envint.2018.05.051>
- Huang, R., Chen, Q., Zhang, L., Luo, K., Chen, L., Zhao, S., Feng, L., & Zhang, J. (2019). Prenatal exposure to perfluoroalkyl and polyfluoroalkyl substances and the risk of hypertensive disorders of pregnancy. *Environmental Health*, *18*, 5. <https://doi.org/10.1186/s12940-018-0445-3>
- Humblet, O., Diaz-Ramirez, L. G., Balmes, J. R., Pinney, S. M., & Hiatt, R. A. (2014). Perfluoroalkyl Chemicals and Asthma among Children 12–19 Years of Age: NHANES (1999–2008). *Environmental Health Perspectives*, *122*, 1129–1133. <https://doi.org/10.1289/ehp.1306606>
- Hurdle, J. (2018, July 20). New Jersey issues first advisories for consumption of fish containing PFAS chemicals - State scientists recommend health limits for 12 species. *StateImpact Pennsylvania*. <https://stateimpact.npr.org/pennsylvania/2018/07/20/new-jersey-issues-first-advisories-for-consumption-of-fish-containing-pfas-chemicals/>
- Hurley, S., Houtz, E., Goldberg, D., Wang, M., Park, J.-S., Nelson, D. O., Reynolds, P., Bernstein, L., Anton-Culver, H., Horn-Ross, P., & Petreas, M. (2016). Preliminary Associations between the Detection of Perfluoroalkyl Acids (PFAAs) in Drinking Water and Serum Concentrations in a Sample of California Women. *Environmental Science & Technology Letters*, *3*, 264–269. <https://doi.org/10.1021/acs.estlett.6b00154>

- Impinen, A., Longnecker, M. P., Nygaard, U. C., London, S. J., Ferguson, K. K., Haug, L. S., & Granum, B. (2019). Maternal levels of perfluoroalkyl substances (PFASs) during pregnancy and childhood allergy and asthma related outcomes and infections in the Norwegian Mother and Child (MoBa) cohort. *Environment International*, *124*, 462–472. <https://doi.org/10.1016/j.envint.2018.12.041>
- Impinen, A., Nygaard, U. C., Lødrup Carlsen, K. C., Mowinckel, P., Carlsen, K. H., Haug, L. S., & Granum, B. (2018). Prenatal exposure to perfluoroalkyl substances (PFASs) associated with respiratory tract infections but not allergy- and asthma-related health outcomes in childhood. *Environmental Research*, *160*, 518–523. <https://doi.org/10.1016/j.envres.2017.10.012>
- Innes, K. E., Wimsatt, J. H., Frisbee, S., & Ducatman, A. M. (2014). Inverse association of colorectal cancer prevalence to serum levels of perfluorooctane sulfonate (PFOS) and perfluorooctanoate (PFOA) in a large Appalachian population. *BMC Cancer*, *14*, 45. <https://doi.org/10.1186/1471-2407-14-45>
- International Agency for Research on Cancer (IARC). (2016). IARC Monographs on the Identification of Carcinogenic Hazards to Humans - Perfluorooctanoic Acid. *World Health Organization*, *110*. <https://monographs.iarc.fr/wp-content/uploads/2018/06/mono110-01.pdf>
- International Agency for Research on Cancer (IARC). (2017). Some Chemicals Used as Solvents and in Polymer Manufacture: IARC Monographs on the Identification of Carcinogenic Hazards to Humans. *World Health Organization*, *110*. <https://monographs.iarc.fr/wp-content/uploads/2018/06/mono110-01.pdf>
- Interstate Technology & Regulatory Council (ITRC). (2020). *Regulations, Guidance, and Advisories for Per- and Polyfluoroalkyl Substances (PFAS); Tables 4 and 5*. https://pfas-1.itrcweb.org/fact_sheets_page/PFAS_Fact_Sheet_Regulations_April2020.pdf
- Interstate Technology & Regulatory Council (ITRC). (2020). *PFAS Fact Sheets*. ITRC. <https://pfas-1.itrcweb.org/fact-sheets/>
- Interstate Technology & Regulatory Council (ITRC). (2020). *History and Use of Per- and Polyfluoroalkyl Substances (PFAS)*. https://pfas-1.itrcweb.org/fact_sheets_page/PFAS_Fact_Sheet_History_and_Use_April2020.pdf
- Jain, R. B. (2013). Association between thyroid profile and perfluoroalkyl acids: Data from NHNAES 2007–2008. *Environmental Research*, *126*, 51–59. <https://doi.org/10.1016/j.envres.2013.08.006>
- Jain, R. B. (2018). Contribution of diet and other factors to the observed levels of selected perfluoroalkyl acids in serum among US children aged 3-11 years. *Environmental Research*, *161*, 268–275. <https://doi.org/10.1016/j.envres.2017.11.018>
- Jain, R. B. (2013). Effect of Pregnancy on The Levels of Selected Perfluoroalkyl Compounds for Females Aged 17–39 Years: Data From National Health and Nutrition Examination Survey 2003–2008. *Journal of Toxicology and Environmental Health, Part A*, *76*, 409–421. <https://doi.org/10.1080/15287394.2013.771547>

- Jain, R. B., & Ducatman, A. (2019). Selective Associations of Recent Low Concentrations of Perfluoroalkyl Substances With Liver Function Biomarkers. *Journal of Occupational and Environmental Medicine*, *61*, 293–302. <https://doi.org/10.1097/JOM.0000000000001532>
- Jeddy, Z., Tobias, J. H., Taylor, E. V, Northstone, K., Flanders, W. D., & Hartman, T. J. (2018). Prenatal concentrations of perfluoroalkyl substances and bone health in British girls at age 17. *Archives of Osteoporosis*, *13*, 84. <https://doi.org/10.1007/s11657-018-0498-5>
- Jensen, T. K., Andersen, L. B., Kyhl, H. B., Nielsen, F., Christesen, H. T., & Grandjean, P. (2015). Association between Perfluorinated Compound Exposure and Miscarriage in Danish Pregnant Women. *PLOS ONE*, *10*, e0123496. <https://doi.org/10.1371/journal.pone.0123496>
- Jin, C., Sun, Y., Islam, A., Qian, Y., & Ducatman, A. (2011). Perfluoroalkyl Acids Including Perfluorooctane Sulfonate and Perfluorohexane Sulfonate in Firefighters. *Journal of Occupational and Environmental Medicine*, *53*, 324–328. <https://doi.org/10.1097/JOM.0b013e31820d1314>
- Jin, R., McConnell, R., Catherine, C., Xu, S., Walker, D. I., Stratakis, N., Jones, D. P., Miller, G. W., Peng, C., Conti, D. V, Vos, M. B., & Chatzi, L. (2020). Perfluoroalkyl substances and severity of nonalcoholic fatty liver in Children: An untargeted metabolomics approach. *Environment International*, *134*, 105220. <https://doi.org/10.1016/j.envint.2019.105220>
- Johansson, N., Fredriksson, A., & Eriksson, P. (2008). Neonatal exposure to perfluorooctane sulfonate (PFOS) and perfluorooctanoic acid (PFOA) causes neurobehavioural defects in adult mice. *NeuroToxicology*, *29*, 160–169. <https://doi.org/10.1016/j.neuro.2007.10.008>
- Johnson, P. I., Sutton, P., Atchley, D. S., Koustas, E., Lam, J., Sen, S., Robinson, K. A., Axelrad, D. A., & Woodruff, T. J. (2014). The Navigation Guide—Evidence-Based Medicine Meets Environmental Health: Systematic Review of Human Evidence for PFOA Effects on Fetal Growth. *Environmental Health Perspectives*, *122*, 1028–1039. <https://doi.org/10.1289/ehp.1307893>
- Kang, Q., Gao, F., Zhang, X., Wang, L., Liu, J., Fu, M., Shiyi Zhang, S., Wan, Y., Shen, H., & Hu, J. (2020). Nontargeted identification of per- and polyfluoroalkyl substances in human follicular fluid and their blood-follicle transfer. *Environment International*, *139*, 105 – 686, <https://doi.org/10.1016/j.envint.2020.105686>
- Kennedy, G. L., & Symons, J. M. (2015). Carcinogenicity of Perfluoroalkyl Compounds. In J. C. DeWitt (Ed.), *Toxicological Effects of Perfluoroalkyl and Polyfluoroalkyl Substances* (pp. 265–304). Springer International Publishing Switzerland, 2015. https://doi.org/10.1007/978-3-319-15518-0_12
- Kielsen, K., Shamim, Z., Ryder, L. P., Nielsen, F., Grandjean, P., Budtz-Jørgensen, E., & Heilmann, C. (2016). Antibody response to booster vaccination with tetanus and diphtheria in adults exposed to perfluorinated alkylates. *Journal of Immunotoxicology*, *13*, 270–273. <https://doi.org/10.3109/1547691X.2015.1067259>

- Kim, M. J., Moon, S., Oh, B.-C., Jung, D., Ji, K., Choi, K., & Park, Y. J. (2018). Association between perfluoroalkyl substances exposure and thyroid function in adults: A meta-analysis. *PLOS ONE*, *13*, e0197244. <https://doi.org/10.1371/journal.pone.0197244>
- Kingsley, S. L., Eliot, M. N., Kelsey, K. T., Calafat, A. M., Ehrlich, S., Lanphear, B. P., Chen, A., & Braun, J. M. (2018). Variability and predictors of serum perfluoroalkyl substance concentrations during pregnancy and early childhood. *Environmental Research*, *165*, 247–257. <https://doi.org/10.1016/j.envres.2018.04.033>
- Klaunig, J. E., Babich, M. A., Baetcke, K. P., Cook, J. C., Corton, J. C., David, R. M., DeLuca, J. G., Lai, D. Y., McKee, R. H., Peters, J. M., Roberts, R. A., & Fenner-Crisp, P. A. (2003). PPAR α Agonist-Induced Rodent Tumors: Modes of Action and Human Relevance. *Critical Reviews in Toxicology*, *33*, 655–780. <https://doi.org/10.1080/713608372>
- Klaunig, J. E., Shinohara, M., Iwai, H., Chengelis, C. P., Kirkpatrick, J. B., Wang, Z., & Bruner, R. H. (2015). Evaluation of the Chronic Toxicity and Carcinogenicity of Perfluorohexanoic Acid (PFHxA) in Sprague-Dawley Rats. *Toxicologic Pathology*, *43*, 209–220. <https://doi.org/10.1177/0192623314530532>
- Knepper, T., Fromel, T., Gremmel, C., van Drietzum, I., Weil, H., Vestergren, R., & Cousins, I. (2014). Understanding exposure pathways of per- and polyfluoroalkyl substances (PFAS) via use of PFAS containing products—Risk estimation for man and environment. *Federal Ministry of the Environment*, edition 2014.
- Knox, S. S., Jackson, T., Frisbee, S. J., Javins, B., & Ducatman, A. M. (2011). Perfluorocarbon exposure, gender and thyroid function in the C8 Health Project. *The Journal of Toxicological Sciences*, *36*, 403–410. <https://doi.org/10.2131/jts.36.403>
- Knutsen, H. K., Alexander, J., Barregård, L., Bignami, M., Brüschweiler, B., Ceccatelli, S., Cottrill, B., Dinovi, M., Edler, L., Grasl-Kraupp, B., Hogstrand, C., Hoogenboom, L. (Ron), Nebbia, C. S., Oswald, I. P., Petersen, A., Rose, M., Roudot, A., Vleminckx, C., Vollmer, G., ... Schwerdtle, T. (2018). Risk to human health related to the presence of perfluorooctane sulfonic acid and perfluorooctanoic acid in food. *EFSA Journal*, *16*, 284. <https://doi.org/10.2903/j.efsa.2018.5194>
- Koskela, A., Koponen, J., Lehenkari, P., Viluksela, M., Korkalainen, M., & Tuukkanen, J. (2017). Perfluoroalkyl substances in human bone: concentrations in bones and effects on bone cell differentiation. *Scientific Reports*, *7*, 6841. <https://doi.org/10.1038/s41598-017-07359-6>
- Kousta, E., Lam, J., Sutton, P., Johnson, P. I., Atchley, D. S., Sen, S., Robinson, K. A., Axelrad, D. A., & Woodruff, T. J. (2014). The Navigation Guide—Evidence-Based Medicine Meets Environmental Health: Systematic Review of Nonhuman Evidence for PFOA Effects on Fetal Growth. *Environmental Health Perspectives*, *122*, 1015–1027. <https://doi.org/10.1289/ehp.1307177>
- Kowalczyk, J., Ehlers, S., Fürst, P., Schafft, H., & Lahrssen-Wiederholt, M. (2012). Transfer of Perfluorooctanoic Acid (PFOA) and Perfluorooctane Sulfonate (PFOS) From Contaminated Feed Into Milk and Meat of Sheep: Pilot Study. *Archives of Environmental Contamination and Toxicology*, *63*, 288–298. <https://doi.org/10.1007/s00244-012-9759-2>

- Kowalczyk, J., Ehlers, S., Oberhausen, A., Tischer, M., Fürst, P., Schafft, H., & Lahrssen-Wiederholt, M. (2013). Absorption, Distribution, and Milk Secretion of the Perfluoroalkyl Acids PFBS, PFHxS, PFOS, and PFOA by Dairy Cows Fed Naturally Contaminated Feed. *Journal of Agricultural and Food Chemistry*, *61*, 2903–2912. <https://doi.org/10.1021/jf304680j>
- Kristensen, S. L., Ramlau-Hansen, C. H., Ernst, E., Olsen, S. F., Bonde, J. P., Vested, A., Halldorsson, T. I., Becher, G., Haug, L. S., & Toft, G. (2013). Long-term effects of prenatal exposure to perfluoroalkyl substances on female reproduction. *Human Reproduction*, *28*, 3337–3348. <https://doi.org/10.1093/humrep/det382>
- Kudo, N., Bandai, N., Suzuki, E., Katakura, M., & Kawashima, Y. (2000). Induction by perfluorinated fatty acids with different carbon chain length of peroxisomal beta-oxidation in the liver of rats. *Chemico-Biological Interactions*, *124*, 119–132. [https://doi.org/10.1016/s0009-2797\(99\)00150-7](https://doi.org/10.1016/s0009-2797(99)00150-7)
- Kudo, N., Suzuki, E., Katakura, M., Ohmori, K., Noshiro, R., & Kawashima, Y. (2001). Comparison of the elimination between perfluorinated fatty acids with different carbon chain length in rats. *Chemico-Biological Interactions*, *134*, 203–216. [https://doi.org/10.1016/s0009-2797\(01\)00155-7](https://doi.org/10.1016/s0009-2797(01)00155-7)
- Kvalem, H. E., Nygaard, U. C., Lødrup Carlsen, K. C., Carlsen, K. H., Haug, L. S., & Granum, B. (2020). Perfluoroalkyl substances, airways infections, allergy and asthma related health outcomes – implications of gender, exposure period and study design. *Environment International*, *134*, 105259. <https://doi.org/10.1016/j.envint.2019.105259>
- Laitinen, J. A., Koponen, J., Koikkalainen, J., & Kiviranta, H. (2014). Firefighters' exposure to perfluoroalkyl acids and 2-butoxyethanol present in firefighting foams. *Toxicology Letters*, *231*, 227–232. <https://doi.org/10.1016/j.toxlet.2014.09.007>
- Lakewood Water District. (2019). *Lakewood Wells and PFAS: Staff Talking Points (12/20/2019)*. https://www.lakewoodwater.org/sites/default/files/fileattachments/lakewood_water_district/page/4391/12-20-2019_fact_sheet_update.pdf
- Lakewood Water District. (2019). *PFAS Topics*. <https://www.lakewoodwater.org/lwd/page/pfas-topics>
- Lau, C., Thibodeaux, J. R., Hanson, R. G., Rogers, J. M., Grey, B. E., Stanton, M. E., Butenhoff, J. L., & Stevenson, L. A. (2003). Exposure to Perfluorooctane Sulfonate during Pregnancy in Rat and Mouse. II: Postnatal Evaluation. *Toxicological Sciences*, *74*, 382–392. <https://doi.org/10.1093/toxsci/kfg122>
- Lau, C. (2015). Perfluorinated Compounds: An Overview. In J. C. DeWitt (Ed.), *Toxicological Effects of Perfluoroalkyl and Polyfluoroalkyl Substances* (pp. 1–21). Humana Press. https://doi.org/10.1007/978-3-319-15518-0_1
- Lau, C., Anitole, K., Hodes, C., Lai, D., Pfahles-Hutchens, A., & Seed, J. (2007). Perfluoroalkyl Acids: A Review of Monitoring and Toxicological Findings. *Toxicological Sciences*, *99*, 366–394. <https://doi.org/10.1093/toxsci/kfm128>

- Lau, C., Thibodeaux, J. R., Hanson, R. G., Narotsky, M. G., Rogers, J. M., Lindstrom, A. B., & Strynar, M. J. (2006). Effects of Perfluorooctanoic Acid Exposure during Pregnancy in the Mouse. *Toxicological Sciences*, *90*, 510–518. <https://doi.org/10.1093/toxsci/kfj105>
- Lechner, M., & Knapp, H. (2011). Carryover of Perfluorooctanoic Acid (PFOA) and Perfluorooctane Sulfonate (PFOS) from Soil to Plant and Distribution to the Different Plant Compartments Studied in Cultures of Carrots (*Daucus carota* ssp. *Sativus*), Potatoes (*Solanum tuberosum*), and Cucu. *Journal of Agricultural and Food Chemistry*, *59*, 11011–11018. <https://doi.org/10.1021/jf201355y>
- Li, L., Li, X., Chen, X., Chen, Y., Liu, J., Chen, F., Ge, F., Ye, L., Lian, Q., & Ge, R.-S. (2018). Perfluorooctane sulfonate impairs rat Leydig cell development during puberty. *Chemosphere*, *190*, 43–53. <https://doi.org/10.1016/j.chemosphere.2017.09.116>
- Li, Y., Cheng, Y., Xie, Z., & Zeng, F. (2017). Perfluorinated alkyl substances in serum of the southern Chinese general population and potential impact on thyroid hormones. *Scientific Reports*, *7*, 43380. <https://doi.org/10.1038/srep43380>
- Li, Y., Barregard, L., Xu, Y., Scott, K., Pineda, D., Lindh, C. H., Jakobsson, K., & Fletcher, T. (2020). Associations between perfluoroalkyl substances and serum lipids in a Swedish adult population with contaminated drinking water. *Environmental Health*, *19*, 33. <https://doi.org/10.1186/s12940-020-00588-9>
- Li, Y., Fletcher, T., Mucs, D., Scott, K., Lindh, C. H., Tallving, P., & Jakobsson, K. (2018). Half-lives of PFOS, PFHxS and PFOA after end of exposure to contaminated drinking water. *Occupational and Environmental Medicine*, *75*, 46–51. <https://doi.org/10.1136/oemed-2017-104651>
- Lieder, P. H., Chang, S.-C., York, R. G., & Butenhoff, J. L. (2009). Toxicological evaluation of potassium perfluorobutanesulfonate in a 90-day oral gavage study with Sprague–Dawley rats. *Toxicology*, *255*, 45–52. <https://doi.org/10.1016/j.tox.2008.10.002>
- Lieder, P. H., York, R. G., Hakes, D. C., Chang, S.-C., & Butenhoff, J. L. (2009). A two-generation oral gavage reproduction study with potassium perfluorobutanesulfonate (K+PFBS) in Sprague Dawley rats. *Toxicology*, *259*, 33–45. <https://doi.org/10.1016/j.tox.2009.01.027>
- Lin, C.-Y., Chen, P.-C., Lin, Y.-C., & Lin, L.-Y. (2009). Association Among Serum Perfluoroalkyl Chemicals, Glucose Homeostasis, and Metabolic Syndrome in Adolescents and Adults. *Diabetes Care*, *32*, 702–707. <https://doi.org/10.2337/dc08-1816>
- Lin, C.-Y., Lin, L.-Y., Chiang, C.-K., Wang, W.-J., Su, Y.-N., Hung, K.-Y., & Chen, P.-C. (2010). Investigation of the Associations Between Low-Dose Serum Perfluorinated Chemicals and Liver Enzymes in US Adults. *American Journal of Gastroenterology*, *105*, 1354–1363. <https://doi.org/10.1038/ajg.2009.707>
- Liu, G., Dhana, K., Furtado, J. D., Rood, J., Zong, G., Liang, L., Qi, L., Bray, G. A., DeJonge, L., Coull, B., Grandjean, P., & Sun, Q. (2018). Perfluoroalkyl substances and changes in body weight and resting metabolic rate in response to weight-loss diets: A prospective study. *PLOS Medicine*, *15*, e1002502. <https://doi.org/10.1371/journal.pmed.1002502>

- Liu, Y., Qian, M., Ma, X., Zhu, L., & Martin, J. W. (2018). Nontarget Mass Spectrometry Reveals New Perfluoroalkyl Substances in Fish from the Yangtze River and Tangxun Lake, China. *Environmental Science & Technology*, *52*, 5830–5840. <https://doi.org/10.1021/acs.est.8b00779>
- Liu, Z., Lu, Y., Song, X., Jones, K., Sweetman, A. J., Johnson, A. C., Zhang, M., Lu, X., & Su, C. (2019). Multiple crop bioaccumulation and human exposure of perfluoroalkyl substances around a mega fluorochemical industrial park, China: Implication for planting optimization and food safety. *Environment International*, *127*, 671–684. <https://doi.org/10.1016/j.envint.2019.04.008>
- López-Doval, S., Salgado, R., Pereiro, N., Moyano, R., & Lafuente, A. (2014). Perfluorooctane sulfonate effects on the reproductive axis in adult male rats. *Environmental Research*, *134*, 158–168. <https://doi.org/10.1016/j.envres.2014.07.006>
- Lopez-Espinosa, M.-J., Fletcher, T., Armstrong, B., Genser, B., Dhatariya, K., Mondal, D., Ducatman, A., & Leonardi, G. (2011). Association of Perfluorooctanoic Acid (PFOA) and Perfluorooctane Sulfonate (PFOS) with Age of Puberty among Children Living near a Chemical Plant. *Environmental Science & Technology*, *45*, 8160–8166. <https://doi.org/10.1021/es1038694>
- Lopez-Espinosa, M.-J., Mondal, D., Armstrong, B. G., Eskenazi, B., & Fletcher, T. (2016). Perfluoroalkyl Substances, Sex Hormones, and Insulin-like Growth Factor-1 at 6–9 Years of Age: A Cross-Sectional Analysis within the C8 Health Project. *Environmental Health Perspectives*, *124*, 1269–1275. <https://doi.org/10.1289/ehp.1509869>
- Lopez-Espinosa, M.-J., Mondal, D., Armstrong, B., Bloom, M. S., & Fletcher, T. (2012). Thyroid Function and Perfluoroalkyl Acids in Children Living Near a Chemical Plant. *Environmental Health Perspectives*, *120*, 1036–1041. <https://doi.org/10.1289/ehp.1104370>
- Loukes, M. (2020). *Fairchild AFB Update, PFOA/PFOS provided to the Restoration Advisory Board January 23, 2020*.
- Loveless, S. E., Hoban, D., Sykes, G., Frame, S. R., & Everds, N. E. (2008). Evaluation of the Immune System in Rats and Mice Administered Linear Ammonium Perfluorooctanoate. *Toxicological Sciences*, *105*, 86–96. <https://doi.org/10.1093/toxsci/kfn113>
- Loveless, S. E., Slezak, B., Serex, T., Lewis, J., Mukerji, P., O'Connor, J. C., Donner, E. M., Frame, S. R., Korzeniowski, S. H., & Buck, R. C. (2009). Toxicological evaluation of sodium perfluorohexanoate. *Toxicology*, *264*, 32–44. <https://doi.org/10.1016/j.tox.2009.07.011>
- Luebker, D. J., Case, M. T., York, R. G., Moore, J. A., Hansen, K. J., & Butenhoff, J. L. (2005). Two-generation reproduction and cross-foster studies of perfluorooctanesulfonate (PFOS) in rats. *Toxicology*, *215*, 126–148. <https://doi.org/10.1016/j.tox.2005.07.018>
- Luebker, D. J., York, R. G., Hansen, K. J., Moore, J. A., & Butenhoff, J. L. (2005). Neonatal mortality from in utero exposure to perfluorooctanesulfonate (PFOS) in Sprague–Dawley rats: Dose–response, and biochemical and pharmacokinetic parameters. *Toxicology*, *215*, 149–169. <https://doi.org/10.1016/j.tox.2005.07.019>

- Lupton, S. J., Huwe, J. K., Smith, D. J., Dearfield, K. L., & Johnston, J. J. (2014). Distribution and Excretion of Perfluorooctane Sulfonate (PFOS) in Beef Cattle (*Bos taurus*). *Journal of Agricultural and Food Chemistry*, *62*, 1167–1173. <https://doi.org/10.1021/jf404355b>
- Lupton, S. J., Huwe, J. K., Smith, D. J., Dearfield, K. L., & Johnston, J. J. (2012). Absorption and Excretion of 14 C-Perfluorooctanoic Acid (PFOA) in Angus Cattle (*Bos taurus*). *Journal of Agricultural and Food Chemistry*, *60*, 1128–1134. <https://doi.org/10.1021/jf2042505>
- Luz, A. L., Anderson, J. K., Goodrum, P., & Durda, J. (2019). Perfluorohexanoic acid toxicity, part I: Development of a chronic human health toxicity value for use in risk assessment. *Regulatory Toxicology and Pharmacology*, *103*, 41–55. <https://doi.org/10.1016/j.yrtph.2019.01.019>
- Lv, Z., Li, G., Li, Y., Ying, C., Chen, J., Chen, T., Wei, J., Lin, Y., Jiang, Y., Wang, Y., Shu, B., Xu, B., & Xu, S. (2013). Glucose and lipid homeostasis in adult rat is impaired by early-life exposure to perfluorooctane sulfonate. *Environmental Toxicology*, *28*, 532–542. <https://doi.org/10.1002/tox.20747>
- Lynn, A. (2017, March 2). 3 JBLM Wells Shut After Unacceptable Levels of Chemicals Found in Water. *The News Tribune*. <https://www.thenewstribune.com/news/local/military/article136098683.html#:~:text=Joint Base Lewis-McChord has,officials announced the action Thursday.>
- Macon, M. B., Villanueva, L. R., Tatum-Gibbs, K., Zehr, R. D., Strynar, M. J., Stanko, J. P., White, S. S., Helfant, L., & Fenton, S. E. (2011). Prenatal Perfluorooctanoic Acid Exposure in CD-1 Mice: Low-Dose Developmental Effects and Internal Dosimetry. *Toxicological Sciences*, *122*, 134–145. <https://doi.org/10.1093/toxsci/kfr076>
- Maine Department of Environmental Protection. (2017). *Stone Farm, Arundel. Sample Collection - Data Summary Report. June 15, 2017*. <https://kkw.org/wp-content/uploads/2018/02/DEP-Phase-2-study.pdf>
- Maisonet, M., Terrell, M. L., McGeehin, M. A., Christensen, K. Y., Holmes, A., Calafat, A. M., & Marcus, M. (2012). Maternal Concentrations of Polyfluoroalkyl Compounds during Pregnancy and Fetal and Postnatal Growth in British Girls. *Environmental Health Perspectives*, *120*, 1432–1437. <https://doi.org/10.1289/ehp.1003096>
- Makey, C. M., Webster, T. F., Martin, J. W., Shoeib, M., Harner, T., Dix-Cooper, L., & Webster, G. M. (2017). Airborne Precursors Predict Maternal Serum Perfluoroalkyl Acid Concentrations. *Environmental Science & Technology*, *51*, 7667–7675. <https://doi.org/10.1021/acs.est.7b00615>
- Mamsen, L. S., Björvang, R. D., Mucs, D., Vinnars, M.-T., Papadogiannakis, N., Lindh, C. H., Andersen, C. Y., & Damdimopoulou, P. (2019). Concentrations of perfluoroalkyl substances (PFASs) in human embryonic and fetal organs from first, second, and third trimester pregnancies. *Environment International*, *124*, 482–492. <https://doi.org/10.1016/j.envint.2019.01.010>

- Marks, K. J., Cutler, A. J., Jeddy, Z., Northstone, K., Kato, K., & Hartman, T. J. (2019). Maternal serum concentrations of perfluoroalkyl substances and birth size in British boys. *International Journal of Hygiene and Environmental Health*, 222, 889–895. <https://doi.org/10.1016/j.ijheh.2019.03.008>
- Mattsson, K., Rignell-Hydbom, A., Holmberg, S., Thelin, A., Jönsson, B. A., Lindh, C. H., Sehlstedt, A., & Rylander, L. (2015). Levels of perfluoroalkyl substances and risk of coronary heart disease: Findings from a population-based longitudinal study. *Environmental Research*, 142, 148–154. <https://doi.org/10.1016/j.envres.2015.06.033>
- Melzer, D., Rice, N., Depledge, M. H., Henley, W. E., & Galloway, T. S. (2010). Association between Serum Perfluorooctanoic Acid (PFOA) and Thyroid Disease in the U.S. National Health and Nutrition Examination Survey. *Environmental Health Perspectives*, 118, 686–692. <https://doi.org/10.1289/ehp.0901584>
- Meng, Q., Inoue, K., Ritz, B., Olsen, J., & Liew, Z. (2018). Prenatal Exposure to Perfluoroalkyl Substances and Birth Outcomes; An Updated Analysis from the Danish National Birth Cohort. *International Journal of Environmental Research and Public Health*, 15, 1832. <https://doi.org/10.3390/ijerph15091832>
- Mertens, J. J. W. M., Sved, D. W., Marit, G. B., Myers, N. R., Stetson, P. L., Murphy, S. R., Schmit, B., Shinohara, M., & Farr, C. H. (2010). Subchronic Toxicity of S-111-S-WB in Sprague Dawley Rats. *International Journal of Toxicology*, 29, 358–371. <https://doi.org/10.1177/1091581810370372>
- Miaz, L. T., Plassmann, M. M., Gyllenhammar, I., Bignert, A., Sandblom, O., Lignell, S., Glynn, A., & Benskin, J. P. (2020). Temporal trends of suspect- and target-per/polyfluoroalkyl substances (PFAS), extractable organic fluorine (EOF) and total fluorine (TF) in pooled serum from first-time mothers in Uppsala, Sweden, 1996–2017. *Environmental Science: Processes & Impacts*, 22, 1071–1083. <https://doi.org/10.1039/C9EM00502A>
- Michigan PFAS Action Response Team. (2018). *PFAS Response - Taking Action, Protecting Michigan - Wildlife*. Michigan Department of Environment, Great Lakes, and Energy; Michigan.Gov. <https://www.michigan.gov/pfasresponse/0,9038,7-365-86512---,00.html>
- Michigan Science Advisory Workgroup. (2019). Health-based Drinking water Value Recommendations for PFAS in Michigan. *Michigan PFAS Action Response Team*. https://www.michigan.gov/documents/pfasresponse/Health-Based_Drinking_Water_Value_Recommendations_for_PFAS_in_Michigan_Report_659258_7.pdf
- Minnesota Department of Health (MDH). (2017). *Health Based Guidance for Water. Toxicological Summary for perfluorobutane sulfate*. Health Risk Assessment Unit, Environmental Health Division. <https://www.health.state.mn.us/communities/environment/risk/docs/guidance/gw/pfbssummary.pdf>

- Minnesota Department of Health (MDH). (2020). *PFAS Biomonitoring in the East Metro*.
<https://www.health.state.mn.us/communities/environment/biomonitoring/projects/pfas.html>
- Minnesota Department of Health (MDH). (2019). *Toxicological Summary for Perfluorohexane sulfonate* (E. H. D. Health Risk Assessment Unit (ed.); Issue April 2019). Minnesota Department of Health.
- Minnesota Department of Health (MDH). (2017). *PFBA and Drinking Water*. Minnesota Department of Health.
<https://www.health.state.mn.us/communities/environment/risk/docs/guidance/gw/pfbainfo.pdf>
- Minnesota Department of Health (MDH). (2019). *History of perfluoroalkyl substances (PFAS) in Minnesota*.
<https://www.health.state.mn.us/communities/environment/hazardous/topics/history.html#2019>
- Mogensen, U. B., Grandjean, P., Heilmann, C., Nielsen, F., Weihe, P., & Budtz-Jørgensen, E. (2015). Structural equation modeling of immunotoxicity associated with exposure to perfluorinated alkylates. *Environmental Health*, *14*, 47. <https://doi.org/10.1186/s12940-015-0032-9>
- Mondal, D., Lopez-Espinosa, M.-J., Armstrong, B., Stein, C. R., & Fletcher, T. (2012). Relationships of Perfluorooctanoate and Perfluorooctane Sulfonate Serum Concentrations between Mother–Child Pairs in a Population with Perfluorooctanoate Exposure from Drinking Water. *Environmental Health Perspectives*, *120*, 752–757.
<https://doi.org/10.1289/ehp.1104538>
- Mora, A. M., Fleisch, A. F., Rifas-Shiman, S. L., Woo Baidal, J. A., Pardo, L., Webster, T. F., Calafat, A. M., Ye, X., Oken, E., & Sagiv, S. K. (2018). Early life exposure to per- and polyfluoroalkyl substances and mid-childhood lipid and alanine aminotransferase levels. *Environment International*, *111*, 1–13. <https://doi.org/10.1016/j.envint.2017.11.008>
- More, S. J., Bampidis, V., Benford, D., Bennekou, S. H., Bragard, C., Halldorsson, T. I., Hernández-Jerez, A. F., Koutsoumanis, K., Naegeli, H., Schlatter, J. R., Silano, V., Nielsen, S. S., Schrenk, D., Turck, D., Younes, M., Benfenati, E., Castle, L., Cedergreen, N., Hardy, A., ... Hogstrand, C. (2019). Guidance on harmonised methodologies for human health, animal health and ecological risk assessment of combined exposure to multiple chemicals. *EFSA Journal*, *17*, 5634. <https://doi.org/10.2903/j.efsa.2019.5634>
- Nakayama, S. F., Isobe, T., Iwai-Shimada, M., Kobayashi, Y., Nishihama, Y., Taniguchi, Y., Sekiyama, M., Michikawa, T., Yamazaki, S., Nitta, H., Oda, M., Mitsubuchi, H., Sanefuji, M., Ohga, S., Mise, N., Ikegami, A., Suga, R., & Shimono, M. (2020). Poly- and perfluoroalkyl substances in maternal serum: Method development and application in Pilot Study of the Japan Environment and Children’s Study. *Journal of Chromatography A*, *1618*, 460933.
<https://doi.org/10.1016/j.chroma.2020.460933>

- National Center for Biotechnology Information. (2016). *PubChem Compound Summary for CID 67818, Perfluoroheptanoic acid*. NIH - US National Library of Medicine. <https://pubchem.ncbi.nlm.nih.gov/compound/67818>
- National Industrial Chemicals Notification and Assessment Scheme (NICNAS). (2017). *Human Health Tier II Assessment for Short-Chain Perfluorocarboxylic Acids and their Direct Precursors*. Australian Government. <https://www.nicnas.gov.au/chemical-information/imap-assessments/imap-assessments/tier-ii-environment-assessments/short-chain-perfluorocarboxylic-acids-and-their-direct-precursors>
- National Industrial Chemicals Notification and Assessment Scheme (NICNAS). (2015). *IMAP Tier II Human Health Assessment for Short Chain Perfluorocarboxylic acids and their Direct Precursors* (NICNAS (ed.)). https://www.industrialchemicals.gov.au/sites/default/files/Short-chain-perfluorocarboxylic-acids-and-their-direct-precursors_Environment-tier-II-assessment.pdf
- National Toxicology Program (NTP). (2016). *NTP Monograph on immunotoxicity associated with exposure to perfluorooctanoic acid (PFOA) and perfluorooctane sulfonate (PFOS)*. National Toxicology Program, U.S. Department of Health and Human Services. https://ntp.niehs.nih.gov/ntp/ohat/pfoa_pfos/pfoa_pfosmonograph_508.pdf
- National Toxicology Program (NTP). (2019). *NTP Technical Report on the Toxicity Studies of Perfluoroalkyl Carboxylates (Perfluorohexanoic Acid, Perfluorooctanoic Acid, Perfluorononanoic Acid, and Perfluorodecanoic Acid) Administered by Gavage to Sprague Dawley Rats* (August 201). U.S. Department of Health and Human Services.
- National Toxicology Program (NTP). (2020). *NTP Technical Report on the Toxicology and Carcinogenesis Studies of Perfluorooctanoic Acid (CAS No. 335-67-1) Administered in Feed to Sprague Dawley Rats*. Technical Report 598. Retrieved from https://ntp.niehs.nih.gov/ntp/htdocs/lt_rpts/tr598_508.pdf
- National Toxicology Program (NTP). (2018). *28-Day Evaluation of the Toxicity (C06100) of Perfluorohexane sulfonate potassium salt (PFHSKslt) (3871-99-6) in Harlan Sprague-Dawley Rats Exposed via Gavage*. Chemical Effects in Biological Systems (CEBS). Research Triangle Park, NC (USA): National Toxicology Program (NTP). https://manticore.niehs.nih.gov/cebssearch/test_article/3871-99-6
- National Toxicology Program (NTP). (2019). *NTP Technical Report on the Toxicity Studies of Perfluoroalkyl Sulfonates (Perfluorobutane Sulfonic Acid, Perfluorohexane Sulfonate Potassium Salt, and Perfluorooctane Sulfonic Acid) Administered by Gavage to Sprague Dawley Rats* (P. H. Service (ed.); August 201). U.S. Department of Health and Human Services.
- National Toxicology Program (NTP). (2016). *Systematic Review of Immunotoxicity Associated with Exposure to Perfluorooctanoic acid (PFOA) or Perfluorooctane Sulfonate (PFOS)*. National Toxicology Program, U.S. Department of Health and Human Services. http://ntp.niehs.nih.gov/ntp/about_ntp/monopeer/vw/2016/july/draftsystematicreviewimmunotoxicityassociatedpfoa_pfos_508.pdf

- Negri, E., Metruccio, F., Guercio, V., Tosti, L., Benfenati, E., Bonzi, R., La Vecchia, C., & Moretto, A. (2017). Exposure to PFOA and PFOS and fetal growth: a critical merging of toxicological and epidemiological data. *Critical Reviews in Toxicology*, 47, 489–515. <https://doi.org/10.1080/10408444.2016.1271972>
- Nelson, J. W., Hatch, E. E., & Webster, T. F. (2010). Exposure to Polyfluoroalkyl Chemicals and Cholesterol, Body Weight, and Insulin Resistance in the General U.S. Population. *Environmental Health Perspectives*, 118, 197–202. <https://doi.org/10.1289/ehp.0901165>
- Nelson, J. W., Scammell, M. K., Hatch, E. E., & Webster, T. F. (2012). Social disparities in exposures to bisphenol A and polyfluoroalkyl chemicals: a cross-sectional study within NHANES 2003-2006. *Environmental Health*, 11, 10. <https://doi.org/10.1186/1476-069X-11-10>
- New Hampshire Department of Environmental Services. (2019). *Technical Background Report for the June 2019 Proposed Maximum Contaminant Levels (MCLs) and Ambient Groundwater Quality Standards (AGQs) for Perfluorooctane sulfonic Acid (PFOS), Perfluorooctanoic Acid (PFOA), Perfluorononanoic Acid (PFNA), and Perfluor.* <https://www.des.nh.gov/organization/commissioner/pip/publications/documents/r-wd-19-29.pdf>
- New Hampshire Department of Health and Human Services. (2016). *PFAS PFC Blood Testing Program: April 2015-October 2015*. <https://www.dhhs.nh.gov/dphs/pfcs/blood-testing.htm>
- New Jersey. (2017). *Maximum Contaminant Level Recommendation for Perfluorooctanoic Acid in Drinking Water - Basis and Background* (New Jersey Drinking Water Quality Institute (ed.)). New Jersey. <http://www.nj.gov/dep/watersupply/pdf/pfoa-recommend.pdf>
- New Jersey Drinking Water Quality Institute (NJDWQI). (2015). *Health-based Maximum Contaminant Level Support Document: Perfluorononanoic acid (PFNA)*. New Jersey Drinking Water Quality Institute Health Effects Subcommittee. <http://www.state.nj.us/dep/watersupply/pdf/he-response.pdf>
- New Jersey Drinking Water Quality Institute (NJDWQI). (2015). *Health-Based Maximum Contaminant Level Support Document: Perfluorononanoic Acid (PFNA): Vol. June 22*, (N. J. D. W. Q. I. H. E. Subcommittee (ed.)). <https://www.nj.gov/dep/watersupply/pdf/pfna-health-effects.pdf>
- New Jersey Drinking Water Quality Institute (NJDWQI). (2018). *Health-Based Maximum Contaminant Level Support Document: PFOS*. <https://www.state.nj.us/dep/watersupply/pdf/pfos-recommendation-appendix-a.pdf>
- New Jersey Drinking Water Quality Institute (NJDWQI) Health Effects Subcommittee. (2016). *Public Review Draft - Health-Based Maximum Contaminant Level Support Document: Perfluorooctanoic Acid (PFOA)*. NJDWQI. <http://www.nj.gov/dep/watersupply/pdf/pfoa-hb--mcl-public-review-draftwithappendices.pdf>

- New Jersey Drinking Water Quality Institute (NJDWQI) Health Effects Subcommittee. (2018). *Health-Based Maximum Contaminant Level Support Document: Perfluorooctane Sulfonate (PFOS)* (Issue June 5, 2018). New Jersey Drinking Water Quality Institute, Health Effects Subcommittee.
- Ngo, H. T., Hetland, R. B., Sabaredzovic, A., Haug, L. S., & Steffensen, I.-L. (2014). In utero exposure to perfluorooctanoate (PFOA) or perfluorooctane sulfonate (PFOS) did not increase body weight or intestinal tumorigenesis in multiple intestinal neoplasia (Min/+) mice. *Environmental Research*, *132*, 251–263. <https://doi.org/10.1016/j.envres.2014.03.033>
- Nian, M., Li, Q.-Q., Bloom, M., Qian, Z. (Min), Syberg, K. M., Vaughn, M. G., Wang, S.-Q., Wei, Q., Zeeshan, M., Gurram, N., Chu, C., Wang, J., Tian, Y.-P., Hu, L.-W., Liu, K.-K., Yang, B.-Y., Liu, R.-Q., Feng, D., Zeng, X.-W., & Dong, G.-H. (2019). Liver function biomarkers disorder is associated with exposure to perfluoroalkyl acids in adults: Isomers of C8 Health Project in China. *Environmental Research*, *172*, 81–88. <https://doi.org/10.1016/j.envres.2019.02.013>
- Nian, M., Luo, K., Luo, F., Aimuzi, R., Huo, X., Chen, Q., Tian, Y., & Zhang, J. (2020). Association between Prenatal Exposure to PFAS and Fetal Sex Hormones: Are the Short-Chain PFAS Safer? *Environmental Science & Technology*, *54*, 8291 – 8299. <https://doi.org/10.1021/acs.est.0c02444>
- Nilsson, H., Kärrman, A., Rotander, A., van Bavel, B., Lindström, G., & Westberg, H. (2013). Biotransformation of fluorotelomer compound to perfluorocarboxylates in humans. *Environment International*, *51*, 8–12. <https://doi.org/10.1016/j.envint.2012.09.001>
- Nilsson, H., Kärrman, A., Westberg, H., Rotander, A., van Bavel, B., & Lindström, G. (2010). A Time Trend Study of Significantly Elevated Perfluorocarboxylate Levels in Humans after Using Fluorinated Ski Wax. *Environmental Science & Technology*, *44*, 2150–2155. <https://doi.org/10.1021/es9034733>
- Numata, J., Kowalczyk, J., Adolphs, J., Ehlers, S., Schafft, H., Fuerst, P., Müller-Graf, C., Lahrssen-Wiederholt, M., & Greiner, M. (2014). Toxicokinetics of Seven Perfluoroalkyl Sulfonic and Carboxylic Acids in Pigs Fed a Contaminated Diet. *Journal of Agricultural and Food Chemistry*, *62*, 6861–6870. <https://doi.org/10.1021/jf405827u>
- Ohmori, K., Kudo, N., Katayama, K., & Kawashima, Y. (2003). Comparison of the toxicokinetics between perfluorocarboxylic acids with different carbon chain length. *Toxicology*, *184*, 135–140. [https://doi.org/10.1016/S0300-483X\(02\)00573-5](https://doi.org/10.1016/S0300-483X(02)00573-5)
- Olsen, G. W. (2015). PFAS Biomonitoring in Higher Exposed Populations. In *Toxicological Effects of Perfluoroalkyl and Polyfluoroalkyl Substances* (pp. 77–125). Springer International Publishing. https://doi.org/10.1007/978-3-319-15518-0_4
- Olsen, G. W. (2015). PFAS Biomonitoring in Higher Exposed Populations - Chapter 4. In *Toxicological Effects of Perfluoroalkyl and Polyfluoroalkyl Substances* (pp. 77–125). Springer International Publishing. https://doi.org/10.1007/978-3-319-15518-0_4

- Olsen, G. W., Chang, S. C., Noker, P. E., Gorman, G. S., Ehresman, D. J., Lieder, P. H., & Butenhoff, J. L. (2009). A comparison of the pharmacokinetics of perfluorobutanesulfonate (PFBS) in rats, monkeys and humans. *Toxicology*, *256*, 65–74.
- Olsen, G. W., Church, T. R., Larson, E. B., van Belle, G., Lundberg, J. K., Hansen, K. J., Burris, J. M., Mandel, J. H., & Zobel, L. R. (2004). Serum concentrations of perfluorooctanesulfonate and other fluorochemicals in an elderly population from Seattle, Washington. *Chemosphere*, *54*(11), 1599–1611. <https://doi.org/10.1016/j.chemosphere.2003.09.025>
- Olsen, G. W., Mair, D. C., Lange, C. C., Harrington, L. M., Church, T. R., Goldberg, C. L., Herron, R. M., Hanna, H., Nobiletti, J. B., Rios, J. A., Reagen, W. K., & Ley, C. A. (2017). Per- and polyfluoroalkyl substances (PFAS) in American Red Cross adult blood donors, 2000–2015. *Environmental Research*, *157*, 87–95. <https://doi.org/10.1016/j.envres.2017.05.013>
- Olsen, G. W., Burris, J. M., Burlew, M. M., & Mandel, J. H. (2003). Epidemiologic assessment of worker serum perfluorooctanesulfonate (PFOS) and perfluorooctanoate (PFOA) concentrations and medical surveillance examinations. *Journal of Occupational and Environmental Medicine*, *45*, 260–270. <https://doi.org/10.1097/01.jom.0000052958.59271.10>
- Olsen, G. W., Burris, J. M., Ehresman, D. J., Froehlich, J. W., Seacat, A. M., Butenhoff, J. L., & Zobel, L. R. (2007). Half-Life of Serum Elimination of Perfluorooctanesulfonate, Perfluorohexanesulfonate, and Perfluorooctanoate in Retired Fluorochemical Production Workers. *Environmental Health Perspectives*, *115*, 1298–1305. <https://doi.org/10.1289/ehp.10009>
- Olsen, G. W., Burris, J. M., Ehresman, D. J., Froehlich, J. W., Seacat, A. M., Butenhoff, J. L., & Zobel, L. R. (2007). Half-Life of Serum Elimination of Perfluorooctanesulfonate, Perfluorohexanesulfonate, and Perfluorooctanoate in Retired Fluorochemical Production Workers. *Environmental Health Perspectives*, *115*, 1298–1305. <https://doi.org/10.1289/ehp.10009>
- Olsen, G., Church, T., Hansen, K., Burris, J., Butenhoff, J., Mandel, J., & Zobel, L. (2004). Quantitative Evaluation of Perfluorooctanesulfonate (PFOS) and Other Fluorochemicals in the Serum of Children. *Journal of Children's Health*, *2*, 53–76. <https://doi.org/10.1080/15417060490447378>
- Patlewicz, G., Richard, A. M., Williams, A. J., Grulke, C. M., Sams, R., Lambert, J., Noyes, P. D., DeVito, M. J., Hines, R. N., Strynar, M., Guiseppi-Elie, A., & Thomas, R. S. (2019). A Chemical Category-Based Prioritization Approach for Selecting 75 Per- and Polyfluoroalkyl Substances (PFAS) for Tiered Toxicity and Toxicokinetic Testing. *Environmental Health Perspectives*, *127*, 014501. <https://doi.org/10.1289/EHP4555>
- Payne, J. (2018). *Fluorine-Free Aqueous Film Forming Foam* (N. Foam (ed.)). Strategic Environmental Research and Development Program (SERDP), Environmental Security Technology Certification Program (ESTCP). <https://www.serdp-estcp.org/Program-Areas/Weapons-Systems-and-Platforms/Waste-Reduction-and-Treatment-in-DoD-Operations/WP-2738/WP-2738>

- Peaslee, G., Wilkinson, J., McGuinness, S., Tighe, M., Caterisano, N., Lee, S., Gonzales, A., Roddy, M., Mills, S., & Mitchell, K. (2020). Another pathway for firefighter exposure to per- and polyfluoroalkyl substances: Firefighter textiles. *Environmental Science & Technology Letters*, 7, 594 – 598. <https://doi.org/10.1021/acs.estlett.0c00410>
- Peden-Adams, M. M., Keller, J. M., EuDaly, J. G., Berger, J., Gilkeson, G. S., & Keil, D. E. (2008). Suppression of Humoral Immunity in Mice following Exposure to Perfluorooctane Sulfonate. *Toxicological Sciences*, 104, 144–154. <https://doi.org/10.1093/toxsci/kfn059>
- Pérez, F., Nadal, M., Navarro-Ortega, A., Fàbrega, F., Domingo, J. L., Barceló, D., & Farré, M. (2013). Accumulation of perfluoroalkyl substances in human tissues. *Environment International*, 59, 354–362. <https://doi.org/10.1016/j.envint.2013.06.004>
- Perkins, R. G., Butenhoff, J. L., Kennedy, G. L., & Palazzolo, M. J. (2004). 13-Week Dietary Toxicity Study of Ammonium Perfluorooctanoate (APFO) in Male Rats. *Drug and Chemical Toxicology*, 27, 361–378. <https://doi.org/10.1081/DCT-200039773>
- Pitter, G., Da Re, F., Canova, C., Barbieri, G., Zare Jeddi, M., Daprà, F., Manea, F., Zolin, R., Bettega, A. M., Stopazzolo, G., Vittorii, S., Zambelli, L., Martuzzi, M., Mantoan, D., & Russo, F. (2020). Serum Levels of Perfluoroalkyl Substances (PFAS) in Adolescents and Young Adults Exposed to Contaminated Drinking Water in the Veneto Region, Italy: A Cross-Sectional Study Based on a Health Surveillance Program. *Environmental Health Perspectives*, 128, 027007. <https://doi.org/10.1289/EHP5337>
- Poothong, S., Papadopoulou, E., Padilla-Sánchez, J. A., Thomsen, C., & Haug, L. S. (2020). Multiple pathways of human exposure to poly- and perfluoroalkyl substances (PFASs): From external exposure to human blood. *Environment International*, 134, 105244. <https://doi.org/10.1016/j.envint.2019.105244>
- Post, G. B., Cohn, P. D., & Cooper, K. R. (2012). Perfluorooctanoic acid (PFOA), an emerging drinking water contaminant: A critical review of recent literature. *Environmental Research*, 116, 93–117. <https://doi.org/10.1016/j.envres.2012.03.007>
- Post, G. B., Louis, J. B., Lippincott, R. L., & Procopio, N. A. (2013). Occurrence of Perfluorinated Compounds in Raw Water from New Jersey Public Drinking Water Systems. *Environmental Science & Technology*, 47, 13266–13275. <https://doi.org/10.1021/es402884x>
- Preston, E. V., Webster, T. F., Oken, E., Claus Henn, B., McClean, M. D., Rifas-Shiman, S. L., Pearce, E. N., Braverman, L. E., Calafat, A. M., Ye, X., & Sagiv, S. K. (2018). Maternal Plasma per- and Polyfluoroalkyl Substance Concentrations in Early Pregnancy and Maternal and Neonatal Thyroid Function in a Prospective Birth Cohort: Project Viva (USA). *Environmental Health Perspectives*, 126, 027013. <https://doi.org/10.1289/EHP2534>
- Qiu, Z., Qu, K., Luan, F., Liu, Y., Zhu, Y., Yuan, Y., Li, H., Zhang, H., Hai, Y., & Zhao, C. (2020). Binding specificities of estrogen receptor with perfluorinated compounds: A cross species comparison. *Environment International*, 134, 105284. <https://doi.org/10.1016/j.envint.2019.105284>

- Rahman, M. L., Zhang, C., Smarr, M. M., Lee, S., Honda, M., Kannan, K., Tekola-Ayele, F., & Buck Louis, G. M. (2019). Persistent organic pollutants and gestational diabetes: A multi-center prospective cohort study of healthy US women. *Environment International*, *124*, 249–258. <https://doi.org/10.1016/j.envint.2019.01.027>
- Raleigh, K. K., Alexander, B. H., Olsen, G. W., Ramachandran, G., Morey, S. Z., Church, T. R., Logan, P. W., Scott, L. L. F., & Allen, E. M. (2014). Mortality and cancer incidence in ammonium perfluorooctanoate production workers. *Occupational and Environmental Medicine*, *71*, 500–506. <https://doi.org/10.1136/oemed-2014-102109>
- Ramhøj, L., Hass, U., Boberg, J., Scholze, M., Christiansen, S., Nielsen, F., & Axelstad, M. (2018). Perfluorohexane Sulfonate (PFHxS) and a Mixture of Endocrine Disrupters Reduce Thyroxine Levels and Cause Antiandrogenic Effects in Rats. *Toxicological Sciences*, *163*, 579–591. <https://doi.org/10.1093/toxsci/kfy055>
- Rappazzo, K., Coffman, E., & Hines, E. (2017). Exposure to Perfluorinated Alkyl Substances and Health Outcomes in Children: A Systematic Review of the Epidemiologic Literature. *International Journal of Environmental Research and Public Health*, *14*, 691. <https://doi.org/10.3390/ijerph14070691>
- Rebholz, S. L., Jones, T., Herrick, R. L., Xie, C., Calafat, A. M., Pinney, S. M., & Woollett, L. A. (2016). Hypercholesterolemia with consumption of PFOA-laced Western diets is dependent on strain and sex of mice. *Toxicology Reports*, *3*, 46–54. <https://doi.org/10.1016/j.toxrep.2015.11.004>
- Rice, P. A., Aungst, J., Cooper, J., Bandele, O., & Kabadi, S. V. (2020). Comparative analysis of the toxicological databases for 6:2 fluorotelomer alcohol (6:2 FTOH) and perfluorohexanoic acid (PFHxA). *Food & Chemical Toxicology*, *138*, 111 – 210. <https://doi.org/10.1016/j.fct.2020.111210>
- Rogers, J. M., Ellis-Hutchings, R. G., Grey, B. E., Zucker, R. M., Norwood, J., Grace, C. E., Gordon, C. J., & Lau, C. (2014). Elevated Blood Pressure in Offspring of Rats Exposed to Diverse Chemicals During Pregnancy. *Toxicological Sciences*, *137*, 436–446. <https://doi.org/10.1093/toxsci/kft248>
- Rosen Schmid, J.E., Zehr, D., Das, K., Ren, H., Abbot, B.D., Lau, C., Corton, C., M. B. (2010). Toxicogenomic profiling of perfluorononanoic acid in wild-type and PPAR alpha-null mice. *The Toxicologist*, *47*(114), 23. https://cfpub.epa.gov/si/si_public_record_report.cfm?dirEntryId=216614
- Roswall, N., Larsen, S. B., Sørensen, M., Tjønneland, A., & Raaschou-Nielsen, O. (2018). Perfluorooctanoate and Perfluorooctanesulfonate plasma concentrations and survival after prostate and bladder cancer in a population-based study. *Environmental Epidemiology*, *2*, e018. <https://doi.org/10.1097/EE9.0000000000000018>

- Rotander, A., Kärrman, A., Toms, L.-M. L., Kay, M., Mueller, J. F., & Gómez Ramos, M. J. (2015). Novel Fluorinated Surfactants Tentatively Identified in Firefighters Using Liquid Chromatography Quadrupole Time-of-Flight Tandem Mass Spectrometry and a Case-Control Approach. *Environmental Science & Technology*, *49*, 2434–2442. <https://doi.org/10.1021/es503653n>
- Rotander, A., Toms, L.-M. L., Aylward, L., Kay, M., & Mueller, J. F. (2015). Elevated levels of PFOS and PFHxS in firefighters exposed to aqueous film forming foam (AFFF). *Environment International*, *82*, 28–34. <https://doi.org/10.1016/j.envint.2015.05.005>
- Russell, M. H., Himmelstein, M. W., & Buck, R. C. (2015). Inhalation and oral toxicokinetics of 6:2 FTOH and its metabolites in mammals. *Chemosphere*, *120*, 328–335. <https://doi.org/10.1016/j.chemosphere.2014.07.092>
- Russell, M. H., Nilsson, H., & Buck, R. C. (2013). Elimination kinetics of perfluorohexanoic acid in humans and comparison with mouse, rat and monkey. *Chemosphere*, *93*(10), 2419–2425. <https://doi.org/10.1016/j.chemosphere.2013.08.060>
- Sagiv, S. K., Rifas-Shiman, S. L., Fleisch, A. F., Webster, T. F., Calafat, A. M., Ye, X., Gillman, M. W., & Oken, E. (2018). Early-Pregnancy Plasma Concentrations of Perfluoroalkyl Substances and Birth Outcomes in Project Viva: Confounded by Pregnancy Hemodynamics? *American Journal of Epidemiology*, *187*, 793–802. <https://doi.org/10.1093/aje/kwx332>
- Sagiv, S. K., Rifas-Shiman, S. L., Webster, T. F., Mora, A. M., Harris, M. H., Calafat, A. M., Ye, X., Gillman, M. W., & Oken, E. (2015). Sociodemographic and Perinatal Predictors of Early Pregnancy Per- and Polyfluoroalkyl Substance (PFAS) Concentrations. *Environmental Science & Technology*, *49*, 11849–11858. <https://doi.org/10.1021/acs.est.5b02489>
- Sakr, C. J., Kreckmann, K. H., Green, J. W., Gillies, P. J., Reynolds, J. L., & Leonard, R. C. (2007). Cross-Sectional Study of Lipids and Liver Enzymes Related to a Serum Biomarker of Exposure (ammonium perfluorooctanoate or APFO) as Part of a General Health Survey in a Cohort of Occupationally Exposed Workers. *Journal of Occupational and Environmental Medicine*, *49*, 1086–1096. <https://doi.org/10.1097/JOM.0b013e318156eca3>
- Salihovic, S., Stableski, J., Kärrman, A., Larsson, A., Fall, T., Lind, L., & Lind, P. M. (2018). Changes in markers of liver function in relation to changes in perfluoroalkyl substances - A longitudinal study. *Environment International*, *117*, 196–203. <https://doi.org/10.1016/j.envint.2018.04.052>
- Sammamish Plateau Water. (2016). *Perfluorooctanoic Acid (PFOA), Perfluorooctane Sulfonate (PFOS) Questions and Answers*. Sammamish Plateau Water System. <https://spwater.org/DocumentCenter/View/593/PFOA-Questions-and-Answers-Revised-with-PFOS-5-4-16?bidId=>
- Sammamish Plateau Water. (2018). *PFCs in Drinking Water - Keeping your water safe from PFCs*. Retrieved from <https://spwater.org/345/PFCs-in-Drinking-Water>

- Savitz, D. A., Stein, C. R., Bartell, S. M., Elston, B., Gong, J., Shin, H.-M., & Wellenius, G. A. (2012). Perfluorooctanoic Acid Exposure and Pregnancy Outcome in a Highly Exposed Community. *Epidemiology*, *23*, 386–392. <https://doi.org/10.1097/EDE.0b013e31824cb93b>
- Savitz, D. A., Stein, C. R., Elston, B., Wellenius, G. A., Bartell, S. M., Shin, H.-M., Vieira, V. M., & Fletcher, T. (2012). Relationship of Perfluorooctanoic Acid Exposure to Pregnancy Outcome Based on Birth Records in the Mid-Ohio Valley. *Environmental Health Perspectives*, *120*, 1201–1207. <https://doi.org/10.1289/ehp.1104752>
- Schechter, A., Colacino, J., Haffner, D., Patel, K., Opel, M., Pöpke, O., & Birnbaum, L. (2010). Perfluorinated Compounds, Polychlorinated Biphenyls, and Organochlorine Pesticide Contamination in Composite Food Samples from Dallas, Texas, USA. *Environmental Health Perspectives*, *118*, 796–802. <https://doi.org/10.1289/ehp.0901347>
- Schechter, A., Malik-Bass, N., Calafat, A. M., Kato, K., Colacino, J. A., Gent, T. L., Hynan, L. S., Harris, T. R., Malla, S., & Birnbaum, L. (2012). Polyfluoroalkyl Compounds in Texas Children from Birth through 12 Years of Age. *Environmental Health Perspectives*, *120*, 590–594. <https://doi.org/10.1289/ehp.1104325>
- Scher, D. P., Kelly, J. E., Huset, C. A., Barry, K. M., Hoffbeck, R. W., Yingling, V. L., & Messing, R. B. (2018). Occurrence of perfluoroalkyl substances (PFAS) in garden produce at homes with a history of PFAS-contaminated drinking water. *Chemosphere*, *196*, 548–555. <https://doi.org/10.1016/j.chemosphere.2017.12.179>
- Seacat, A. M. (2002). Subchronic Toxicity Studies on Perfluorooctanesulfonate Potassium Salt in Cynomolgus Monkeys. *Toxicological Sciences*, *68*, 249–264. <https://doi.org/10.1093/toxsci/68.1.249>
- Seacat, A. M., Thomford, P. J., Hansen, K. J., Clemen, L. A., Eldridge, S. R., Elcombe, C. R., & Butenhoff, J. L. (2003). Sub-chronic dietary toxicity of potassium perfluorooctanesulfonate in rats. *Toxicology*, *183*, 117–131. [https://doi.org/10.1016/S0300-483X\(02\)00511-5](https://doi.org/10.1016/S0300-483X(02)00511-5)
- Seo, S.-H., Son, M.-H., Choi, S.-D., Lee, D.-H., & Chang, Y.-S. (2018). Influence of exposure to perfluoroalkyl substances (PFASs) on the Korean general population: 10-year trend and health effects. *Environment International*, *113*, 149–161. <https://doi.org/10.1016/j.envint.2018.01.025>
- Shankar, A., Xiao, J., & Ducatman, A. (2011). Perfluoroalkyl Chemicals and Chronic Kidney Disease in US Adults. *American Journal of Epidemiology*, *174*, 893–900. <https://doi.org/10.1093/aje/kwr171>
- Shankar, A., Jie Xiao, & Alan Ducatman. (2011). Perfluoroalkyl chemicals and elevated serum uric acid in US adults. *Clinical Epidemiology*, *3*, 251. <https://doi.org/10.2147/CLEP.S21677>
- Shankar, A., Xiao, J., & Ducatman, A. (2012). Perfluorooctanoic Acid and Cardiovascular Disease in US Adults. *Archives of Internal Medicine*, *172*, 1397. <https://doi.org/10.1001/archinternmed.2012.3393>

- Shaw, S. D., Berger, M. L., Harris, J. H., Yun, S. H., Wu, Q., Liao, C., Blum, A., Stefani, A., & Kannan, K. (2013). Persistent organic pollutants including polychlorinated and polybrominated dibenzo-p-dioxins and dibenzofurans in firefighters from Northern California. *Chemosphere*, *91*, 1386–1394. <https://doi.org/10.1016/j.chemosphere.2012.12.070>
- Shearer, J., Callahan, C., Calafat, A., Huang, W., Jones, R., Sabbisetti, V., Freedman, N., Sampson, J., Silverman, D., Purdue, M., & Hofmann, J. (2021). Serum Concentrations of Per- and Polyfluoroalkyl Substances and Risk of Renal Cell Carcinoma, *Journal of the National Cancer Institute*, *113*, 580 – 587, <https://doi.org/10.1093/jnci/djaa143>
- Shi, G., Guo, H., Sheng, N., Cui, Q., Pan, Y., Wang, J., Guo, Y., & Dai, J. (2018). Two-generational reproductive toxicity assessment of 6:2 chlorinated polyfluorinated ether sulfonate (F-53B, a novel alternative to perfluorooctane sulfonate) in zebrafish. *Environmental pollution (Barking, Essex : 1987)*, *243*(Pt B), 1517–1527. <https://doi.org/10.1016/j.envpol.2018.09.120>
- Shi, Z., Zhang, H., Liu, Y., Xu, M., & Dai, J. (2007). Alterations in Gene Expression and Testosterone Synthesis in the Testes of Male Rats Exposed to Perfluorododecanoic Acid. *Toxicological Sciences*, *98*, 206–215. <https://doi.org/10.1093/toxsci/kfm070>
- Shin, H.-M., Vieira, V. M., Ryan, P. B., Detwiler, R., Sanders, B., Steenland, K., & Bartell, S. M. (2011). Environmental Fate and Transport Modeling for Perfluorooctanoic Acid Emitted from the Washington Works Facility in West Virginia. *Environmental Science & Technology*, *45*, 1435–1442. <https://doi.org/10.1021/es102769t>
- Shoeib, M., Harner, T., M. Webster, G., & Lee, S. C. (2011). Indoor Sources of Poly- and Perfluorinated Compounds (PFCS) in Vancouver, Canada: Implications for Human Exposure. *Environmental Science & Technology*, *45*, 7999–8005. <https://doi.org/10.1021/es103562v>
- Singh, S., & Singh, S. K. (2019). Prepubertal exposure to perfluorononanoic acid interferes with spermatogenesis and steroidogenesis in male mice. *Ecotoxicol Environ Saf*, *170*, 590–599. <https://doi.org/10.1016/j.ecoenv.2018.12.034>
- Singh, S., & Singh, S. K. (2019). Chronic exposure to perfluorononanoic acid impairs spermatogenesis, steroidogenesis and fertility in male mice. *Journal of Applied Toxicology*, *39*, 420–431. <https://doi.org/10.1002/jat.3733>
- Smit, L. A. M., Lenters, V., Høyer, B. B., Lindh, C. H., Pedersen, H. S., Liermontova, I., Jönsson, B. A. G., Piersma, A. H., Bonde, J. P., Toft, G., Vermeulen, R., & Heederik, D. (2015). Prenatal exposure to environmental chemical contaminants and asthma and eczema in school-age children. *Allergy*, *70*, 653–660. <https://doi.org/10.1111/all.12605>
- Stahl, T., Heyn, J., Thiele, H., Hüther, J., Failing, K., Georgii, S., & Brunn, H. (2009). Carryover of Perfluorooctanoic Acid (PFOA) and Perfluorooctane Sulfonate (PFOS) from Soil to Plants. *Archives of Environmental Contamination and Toxicology*, *57*, 289–298. <https://doi.org/10.1007/s00244-008-9272-9>

- Starling, A. P., Engel, S. M., Richardson, D. B., Baird, D. D., Haug, L. S., Stuebe, A. M., Klungsoyr, K., Harmon, Q., Becher, G., Thomsen, C., Sabaredzovic, A., Eggesbo, M., Hoppin, J. A., Travlos, G. S., Wilson, R. E., Trogstad, L. I., Magnus, P., & Longnecker, M. P. (2014). Perfluoroalkyl Substances During Pregnancy and Validated Preeclampsia Among Nulliparous Women in the Norwegian Mother and Child Cohort Study. *American Journal of Epidemiology*, *179*, 824–833. <https://doi.org/10.1093/aje/kwt432>
- Starling, A. P., Engel, S. M., Whitworth, K. W., Richardson, D. B., Stuebe, A. M., Daniels, J. L., Haug, L. S., Eggesbø, M., Becher, G., Sabaredzovic, A., Thomsen, C., Wilson, R. E., Travlos, G. S., Hoppin, J. A., Baird, D. D., & Longnecker, M. P. (2014). Perfluoroalkyl substances and lipid concentrations in plasma during pregnancy among women in the Norwegian Mother and Child Cohort Study. *Environment International*, *62*, 104–112. <https://doi.org/10.1016/j.envint.2013.10.004>
- State of California. (2017). *Biomonitoring California - Project Results for Measuring Analytes in Maternal Archived Samples (MAMAS)*. Biomonitoring California. <http://biomonitoring.ca.gov/results/projects/2157>
- State of California. (2017). *Perfluorochemicals (PFCs) - Biomonitoring California Information*. Biomonitoring California. <https://biomonitoring.ca.gov/chemicals/perfluorochemicals-pfcs>
- State of California. (2016). *Project Results for Firefighter Occupational Exposures (FOX) Project*. Biomonitoring California. Retrieved from <https://biomonitoring.ca.gov/results/projects/410>
- Steenland, K., Fletcher, T., Stein, C., Bartell, S., Darrow, L., Lopez-Espinosa, M., Ryan, P., & Savitz, D. (2020). Review: Evolution of evidence on PFOA and health following the assessments of the C8 Science Panel, *Environment International*, *145*, 106 – 125. <https://doi.org/10.1016/j.envint.2020.106125>
- Steenland, K., Tinker, S., Frisbee, S., Ducatman, A., & Vaccarino, V. (2009). Association of Perfluorooctanoic Acid and Perfluorooctane Sulfonate With Serum Lipids Among Adults Living Near a Chemical Plant. *American Journal of Epidemiology*, *170*, 1268–1278. <https://doi.org/10.1093/aje/kwp279>
- Steenland, K., & Woskie, S. (2012). Cohort Mortality Study of Workers Exposed to Perfluorooctanoic Acid. *American Journal of Epidemiology*, *176*, 909–917. <https://doi.org/10.1093/aje/kws171>
- Steenland, K., Barry, V., & Savitz, D. (2018). Serum Perfluorooctanoic Acid and Birthweight. *Epidemiology*, *29*, 765–776. <https://doi.org/10.1097/EDE.0000000000000903>
- Steenland, K., Jin, C., MacNeil, J., Lally, C., Ducatman, A., Vieira, V., & Fletcher, T. (2009). Predictors of PFOA Levels in a Community Surrounding a Chemical Plant. *Environmental Health Perspectives*, *117*, 1083–1088. <https://doi.org/10.1289/ehp.0800294>
- Steenland, K., Kugathasan, S., & Barr, D. B. (2018). PFOA and ulcerative colitis. *Environmental Research*, *165*, 317–321. <https://doi.org/10.1016/j.envres.2018.05.007>

- Steenland, K., Tinker, S., Shankar, A., & Ducatman, A. (2010). Association of Perfluorooctanoic Acid (PFOA) and Perfluorooctane Sulfonate (PFOS) with Uric Acid among Adults with Elevated Community Exposure to PFOA. *Environmental Health Perspectives*, *118*, 229–233. <https://doi.org/10.1289/ehp.0900940>
- Steenland, K., Zhao, L., & Winqvist, A. (2015). A cohort incidence study of workers exposed to perfluorooctanoic acid (PFOA). *Occupational and Environmental Medicine*, *72*, 373–380. <https://doi.org/10.1136/oemed-2014-102364>
- Steenland, K., Zhao, L., Winqvist, A., & Parks, C. (2013). Ulcerative Colitis and Perfluorooctanoic Acid (PFOA) in a Highly Exposed Population of Community Residents and Workers in the Mid-Ohio Valley. *Environmental Health Perspectives*, *121*, 900–905. <https://doi.org/10.1289/ehp.1206449>
- Stein, C. R., Savitz, D. A., & Dougan, M. (2009). Serum Levels of Perfluorooctanoic Acid and Perfluorooctane Sulfonate and Pregnancy Outcome. *American Journal of Epidemiology*, *170*, 837–846. <https://doi.org/10.1093/aje/kwp212>
- Stein, C. R., McGovern, K. J., Pajak, A. M., Maglione, P. J., & Wolff, M. S. (2016). Perfluoroalkyl and polyfluoroalkyl substances and indicators of immune function in children aged 12–19 y: National Health and Nutrition Examination Survey. *Pediatric Research*, *79*, 348–357. <https://doi.org/10.1038/pr.2015.213>
- Stein, C. R., & Savitz, D. A. (2011). Serum Perfluorinated Compound Concentration and Attention Deficit/Hyperactivity Disorder in Children 5–18 Years of Age. *Environmental Health Perspectives*, *119*, 1466–1471. <https://doi.org/10.1289/ehp.1003538>
- Strynar, M. J., & Lindstrom, A. B. (2008). Perfluorinated Compounds in House Dust from Ohio and North Carolina, USA. *Environmental Science & Technology*, *42*, 3751–3756. <https://doi.org/10.1021/es7032058>
- Stump, D. G., Holson, J. F., Murphy, S. R., Farr, C. H., Schmit, B., & Shinohara, M. (2008). An oral two-generation reproductive toxicity study of S-111-S-WB in rats. *Reproductive Toxicology*, *25*, 7–20. <https://doi.org/10.1016/j.reprotox.2007.10.002>
- Susmann, H. P., Schaidler, L. A., Rodgers, K. M., & Rudel, R. A. (2019). Dietary Habits Related to Food Packaging and Population Exposure to PFASs. *Environmental Health Perspectives*, *127*, 107003. <https://doi.org/10.1289/EHP4092>
- Tacoma Public Utilities. (2018). *Testing for PFAS and Keeping Tacoma's Drinking Water Safe*. TPU. <https://www.mytpu.org/tacomawater/testing-pfas-keeping.htm>
- Tanner, E. M., Bloom, M. S., Wu, Q., Kannan, K., Yucel, R. M., Shrestha, S., & Fitzgerald, E. F. (2018). Occupational exposure to perfluoroalkyl substances and serum levels of perfluorooctanesulfonic acid (PFOS) and perfluorooctanoic acid (PFOA) in an aging population from upstate New York: a retrospective cohort study. *International Archives of Occupational and Environmental Health*, *91*, 145–154. <https://doi.org/10.1007/s00420-017-1267-2>

- Tao, L., Kannan, K., Aldous, K. M., Mauer, M. P., & Eadon, G. A. (2008). Biomonitoring of Perfluorochemicals in Plasma of New York State Personnel Responding to the World Trade Center Disaster. *Environmental Science & Technology*, *42*, 3472–3478. <https://doi.org/10.1021/es8000079>
- Taylor, K. W., Hoffman, K., Thayer, K. A., & Daniels, J. L. (2014). Polyfluoroalkyl Chemicals and Menopause among Women 20–65 Years of Age (NHANES). *Environmental Health Perspectives*, *122*, 145–150. <https://doi.org/10.1289/ehp.1306707>
- Temkin, A. M., Hocevar, B. A., Andrews, D. Q., Naidenko, O. V, & Kamendulis, L. M. (2020). Application of the Key Characteristics of Carcinogens to Per and Polyfluoroalkyl Substances. *International Journal of Environmental Research and Public Health*, *17*, 1668. <https://doi.org/10.3390/ijerph17051668>
- The Danish Environmental Protection Agency (DEPA). (2018). *Risk assessment of fluorinated substances in cosmetic products*. Ministry of Environment and Food Denmark Environmental Protection Agency. <https://www2.mst.dk/Udgiv/publications/2018/10/978-87-93710-94-8.pdf>
- The Danish Environmental Protection Agency (DEPA). (2016). *Survey and risk assessment of chemical substances in rugs for children - Survey of chemical substances in consumer products*. Ministry of Environment and Food of Denmark Environmental Protection Agency. <https://www2.mst.dk/Udgiv/publications/2016/08/978-87-93435-98-8.pdf>
- The Danish Environmental Protection Agency (DEPA). (2015). *Polyfluoroalkyl substances (PFASs) in textiles for children – Survey of chemical substances in consumer products*. Ministry of Environment and Food, The Danish Environmental Protection Agency. <https://www2.mst.dk/Udgiv/publications/2015/04/978-87-93352-12-4.pdf>
- Thibodeaux, J. R., Hanson, R. G., Rogers, J. M., Grey, B. E., Barbee, B. D., Richards, J. H., Butenhoff, J. L., Stevenson, L. A., & Lau, C. (2003). Exposure to Perfluorooctane Sulfonate during Pregnancy in Rat and Mouse. I: Maternal and Prenatal Evaluations. *Toxicological Sciences*, *74*, 369–381. <https://doi.org/10.1093/toxsci/kfg121>
- Thomford, P. J. (2002). *104-Week Dietary Chronic Toxicity and Carcinogenicity Study with Perfluorooctane Sulfonic Acid Potassium Salt (PFOS; T-6295) in Rats. Final Reportt, 3M T-6295 (Covance Study No. 6329-183): Vols. I–IX*. 3M.
- Tittlemier, S. A., Pepper, K., Seymour, C., Moisey, J., Bronson, R., Cao, X.-L., & Dabeka, R. W. (2007). Dietary Exposure of Canadians to Perfluorinated Carboxylates and Perfluorooctane Sulfonate via Consumption of Meat, Fish, Fast Foods, and Food Items Prepared in Their Packaging. *Journal of Agricultural and Food Chemistry*, *55*, 3203–3210. <https://doi.org/10.1021/jf0634045>
- Trowbridge, J., Gerona, R. R., Lin, T., Rudel, R. A., Bessonneau, V., Buren, H., & Morello-Frosch, R. (2020). Exposure to Perfluoroalkyl Substances in a Cohort of Women Firefighters and Office Workers in San Francisco. *Environmental Science & Technology*, *54*, 3363–3374. <https://doi.org/10.1021/acs.est.9b05490>

- Tsang, J. (2018). *Novel Fluorine-Free Replacement For Aqueous Film Forming Foam* (Naval Air Warfare Center Weapons Division (ed.)). Strategic Environmental Research and Development Program (SERDP), Environmental Security Technology Certification Program (ESTCP). Retrieved from <https://www.serdp-estcp.org/Program-Areas/Weapons-Systems-and-Platforms/Waste-Reduction-and-Treatment-in-DoD-Operations/WP-2737>
- Tuchscherer, A. (2021). Email from from Andy Tuchscherer, Sammamish Plateau Water, to Steve Hulsman, Department of Health. Sample results for all wells with charts. May 21, 2021.
- U.S. Census Bureau. (2018). *U.S. Census 5 year ACS*. <https://data.census.gov/cedsci/table?q=B03002&g=0400000US53&tid=ACSDT5Y2018.B03002>
- U.S. Environmental Protection Agency (EPA). (2009). *Provisional Health Advisories for Perfluorooctanoic Acid (PFOA) and Perfluorooctane Sulfonate (PFOS)*. Environmental Protection Agency. <https://www.epa.gov/sites/production/files/2015-09/documents/pfoa-pfos-provisional.pdf>
- U.S. Environmental Protection Agency (EPA). (2016a). *Drinking Water Health Advisories for PFOA and PFOS - Health Advisories*. U.S. Environmental Protection Agency. <https://www.epa.gov/ground-water-and-drinking-water/drinking-water-health-advisories-pfoa-and-pfos>
- U.S. Environmental Protection Agency (EPA). (2016b). *Health Effects Support Document for Perfluorooctane Sulfonate (PFOS)*. Environmental Protection Agency. https://www.epa.gov/sites/production/files/2016-05/documents/pfos_hesd_final_508.pdf
- U.S. Environmental Protection Agency (EPA). (2016c). *Health Effects Support Document for Perfluorooctanoic Acid (PFOA)* (pp. 1 – 322). U.S. Environmental Protection Agency. https://www.epa.gov/sites/production/files/2016-05/documents/pfoa_hesd_final_plain.pdf
- U.S. Environmental Protection Agency (EPA). (2016d). *Drinking Water Health Advisory of Perfluorooctane Sulfonate (PFOS)*. Environmental Protection Agency. https://www.epa.gov/sites/production/files/2016-05/documents/pfos_health_advisory_final_508.pdf
- U.S. Environmental Protection Agency (EPA). (2016e). *Drinking Water Health Advisory for Perfluorooctanoic Acid (PFOA)* (p. 103). Environmental Protection Agency. https://www.epa.gov/sites/production/files/2016-05/documents/pfoa_health_advisory_final_plain.pdf
- U.S. Environmental Protection Agency (EPA). (2018). *Technical Fact Sheet: Draft Toxicity Assessments for GenX Chemicals and PFBS*. U.S. Environmental Protection Agency. https://www.epa.gov/sites/production/files/2018-12/documents/tech_fact_sheet_genx_pfbs_draft_tox_assess_final_508.pdf

- U.S. Environmental Protection Agency (EPA). (2021). Human Health Toxicity Values for Perfluorobutane Sulfonic Acid (CASRN 375-73-5) and Related Compound Potassium Perfluorobutane Sulfonate (CASRN 29420-49-3). U.S. Environmental Protection Agency, Washington, DC, EPA/600/R-20/345F, 2021. Retrieved from https://ofmpub.epa.gov/eims/imageupdown.download?p_image_id=262
- U.S. Food and Drug Administration (FDA). (2020). Authorized Uses of PFAS in Food Contact Applications. Per and Polyfluoroalkyl Substances. Market Phase-Out of Certain Short-Chain PFAS. Retrieved from <https://www.fda.gov/food/chemical-contaminants-food/authorized-uses-pfas-food-contact-applications>
- University of Washington. (2019). Department of Environmental & Occupational Health Sciences. Washington environmental health disparities map comparing environmental health risk factors across communities. Retrieved from https://deohs.washington.edu/sites/default/files/images/Washington_Environmental_Health_Disparities_Map.pdf
- van der Veen, I., Hanning, A.-C., Stare, A., Leonards, P. E.G., de Boer, J., & Weiss, J.M. (2020). The effect of weathering on per- and polyfluoroalkyl substances (PFASs) from durable water repellent (DWR) clothing. *Chemosphere*, 249. <https://doi.org/10.1016/j.chemosphere.2020.126100>
- Velez, M. P., Arbuckle, T. E., & Fraser, W. D. (2015). Maternal exposure to perfluorinated chemicals and reduced fecundity: the MIREC study. *Human Reproduction*, 30, 701–709. <https://doi.org/10.1093/humrep/deu350>
- Verner, M.-A., Loccisano, A. E., Morken, N.-H., Yoon, M., Wu, H., McDougall, R., Maisonet, M., Marcus, M., Kishi, R., Miyashita, C., Chen, M.-H., Hsieh, W.-S., Andersen, M. E., Clewell, H. J., & Longnecker, M. P. (2015). Associations of Perfluoroalkyl Substances (PFAS) with Lower Birth Weight: An Evaluation of Potential Confounding by Glomerular Filtration Rate Using a Physiologically Based Pharmacokinetic Model (PBPK). *Environmental Health Perspectives*, 123, 1317–1324. <https://doi.org/10.1289/ehp.1408837>
- Vested, A., Ramlau-Hansen, C. H., Olsen, S. F., Bonde, J. P., Kristensen, S. L., Halldorsson, T. I., Becher, G., Haug, L. S., Ernst, E. H., & Toft, G. (2013). Associations of in Utero Exposure to Perfluorinated Alkyl Acids with Human Semen Quality and Reproductive Hormones in Adult Men. *Environmental Health Perspectives*, 121, 453–458. <https://doi.org/10.1289/ehp.1205118>
- Viberg, H., Lee, I., & Eriksson, P. (2013). Adult dose-dependent behavioral and cognitive disturbances after a single neonatal PFHxS dose. *Toxicology*, 304, 185–191. <https://doi.org/10.1016/j.tox.2012.12.013>
- Vieira, V. M., Hoffman, K., Shin, H.-M., Weinberg, J. M., Webster, T. F., & Fletcher, T. (2013). Perfluorooctanoic Acid Exposure and Cancer Outcomes in a Contaminated Community: A Geographic Analysis. *Environmental Health Perspectives*, 121, 318–323. <https://doi.org/10.1289/ehp.1205829>

- Wan, H. T., Zhao, Y. G., Wong, M. H., Lee, K. F., Yeung, W. S. B., Giesy, J. P., & Wong, C. K. C. (2011). Testicular Signaling Is the Potential Target of Perfluorooctanesulfonate-Mediated Subfertility in Male Mice. *Biology of Reproduction*, *84*, 1016–1023. <https://doi.org/10.1095/biolreprod.110.089219>
- Wan, H. T., Zhao, Y. G., Leung, P. Y., & Wong, C. K. C. (2014). Perinatal Exposure to Perfluorooctane Sulfonate Affects Glucose Metabolism in Adult Offspring. *PLoS ONE*, *9*, e87137. <https://doi.org/10.1371/journal.pone.0087137>
- Wang, J., Yan, S., Zhang, W., Zhang, H., & Dai, J. (2015). Integrated Proteomic and miRNA Transcriptional Analysis Reveals the Hepatotoxicity Mechanism of PFNA Exposure in Mice. *Journal of Proteome Research*, *14*, 330–341. <https://doi.org/10.1021/pr500641b>
- Wang, Y., Adgent, M., Su, P.-H., Chen, H.-Y., Chen, P.-C., Hsiung, C. A., & Wang, S.-L. (2016). Prenatal Exposure to Perfluorocarboxylic Acids (PFCAs) and Fetal and Postnatal Growth in the Taiwan Maternal and Infant Cohort Study. *Environmental Health Perspectives*, *124*, 1794–1800. <https://doi.org/10.1289/ehp.1509998>
- Wang, Y., Liu, W., Zhang, Q., Zhao, H., & Quan, X. (2015). Effects of developmental perfluorooctane sulfonate exposure on spatial learning and memory ability of rats and mechanism associated with synaptic plasticity. *Food and Chemical Toxicology*, *76*, 70–76. <https://doi.org/10.1016/j.fct.2014.12.008>
- Washington Department of Health (DOH). (2021). *Recommended State Action Levels for Per- and Polyfluoroalkyl Substances (PFAS) in Drinking Water: Approach, Methods and Supporting Information, August 2021*. WDOH Office of Environmental Public Health Sciences. <https://www.doh.wa.gov/Portals/1/Documents/Pubs/331-673.pdf>
- Washington State Legislature. (2021). Engrossed Second Substitute Senate Bill 5141, Chapter 314, Laws of 2021, 67th Legislature 2021 Regular Session. Environmental Justice – Various Provisions. Effective date: July 25, 2021. Retrieved from <http://lawfilesexult.leg.wa.gov/biennium/2021-22/Pdf/Bills/Session%20Laws/Senate/5141-S2.SL.pdf?q=20210702115844>
- Webster, G. M., Rauch, S. A., Marie, N. S., Mattman, A., Lanphear, B. P., & Venners, S. A. (2016). Cross-Sectional Associations of Serum Perfluoroalkyl Acids and Thyroid Hormones in U.S. Adults: Variation According to TPOAb and Iodine Status (NHANES 2007–2008). *Environmental Health Perspectives*, *124*, 935–942. <https://doi.org/10.1289/ehp.1409589>
- Webster, G. M., Venners, S. A., Mattman, A., & Martin, J. W. (2014). Associations between Perfluoroalkyl acids (PFASs) and maternal thyroid hormones in early pregnancy: A population-based cohort study. *Environmental Research*, *133*, 338–347. <https://doi.org/10.1016/j.envres.2014.06.012>
- Wen, L.-L., Lin, L.-Y., Su, T.-C., Chen, P.-C., & Lin, C.-Y. (2013). Association Between Serum Perfluorinated Chemicals and Thyroid Function in U.S. Adults: The National Health and Nutrition Examination Survey 2007–2010. *The Journal of Clinical Endocrinology & Metabolism*, *98*, E1456–E1464. <https://doi.org/10.1210/jc.2013-1282>

- White, S. S., Kato, K., Jia, L. T., Basden, B. J., Calafat, A. M., Hines, E. P., Stanko, J. P., Wolf, C. J., Abbott, B. D., & Fenton, S. E. (2009). Effects of perfluorooctanoic acid on mouse mammary gland development and differentiation resulting from cross-foster and restricted gestational exposures. *Reproductive Toxicology*, *27*, 289–298. <https://doi.org/10.1016/j.reprotox.2008.11.054>
- White, S. S., Stanko, J. P., Kato, K., Calafat, A. M., Hines, E. P., & Fenton, S. E. (2011). Gestational and Chronic Low-Dose PFOA Exposures and Mammary Gland Growth and Differentiation in Three Generations of CD-1 Mice. *Environmental Health Perspectives*, *119*, 1070–1076. <https://doi.org/10.1289/ehp.1002741>
- Whitworth, K. W., Haug, L. S., Baird, D. D., Becher, G., Hoppin, J. A., Skjaerven, R., Thomsen, C., Eggesbo, M., Travlos, G., Wilson, R., & Longnecker, M. P. (2012). Perfluorinated Compounds and Subfecundity in Pregnant Women. *Epidemiology*, *23*, 257–263. <https://doi.org/10.1097/EDE.0b013e31823b5031>
- Wikström, S., Lin, P.-I., Lindh, C. H., Shu, H., & Bornehag, C.-G. (2020). Maternal serum levels of perfluoroalkyl substances in early pregnancy and offspring birth weight. *Pediatric Research*, *87*, 1093–1099. <https://doi.org/10.1038/s41390-019-0720-1>
- Winqvist, A., Lally, C., Shin, H.-M., & Steenland, K. (2013). Design, Methods, and Population for a Study of PFOA Health Effects among Highly Exposed Mid-Ohio Valley Community Residents and Workers. *Environmental Health Perspectives*, *121*, 893–899. <https://doi.org/10.1289/ehp.1206450>
- Winqvist, A., & Steenland, K. (2014). Perfluorooctanoic Acid Exposure and Thyroid Disease in Community and Worker Cohorts. *Epidemiology*, *25*, 255–264. <https://doi.org/10.1097/EDE.0000000000000040>
- Wolf, C. J., Fenton, S. E., Schmid, J. E., Calafat, A. M., Kuklennyik, Z., Bryant, X. A., Thibodeaux, J., Das, K. P., White, S. S., Lau, C. S., & Abbott, B. D. (2006). Developmental Toxicity of Perfluorooctanoic Acid in the CD-1 Mouse after Cross-Foster and Restricted Gestational Exposures. *Toxicological Sciences*, *95*, 462–473. <https://doi.org/10.1093/toxsci/kfl159>
- Wolf, C. J., Zehr, R. D., Schmid, J. E., Lau, C., & Abbott, B. D. (2010). Developmental Effects of Perfluorononanoic Acid in the Mouse Are Dependent on Peroxisome Proliferator-Activated Receptor-Alpha. *PPAR Research*, *2010*, 1–11. <https://doi.org/10.1155/2010/282896>
- Wu, X. (May), Bennett, D. H., Calafat, A. M., Kato, K., Strynar, M., Andersen, E., Moran, R. E., Tancredi, D. J., Tulse, N. S., & Hertz-Picciotto, I. (2015). Serum concentrations of perfluorinated compounds (PFC) among selected populations of children and Adults in California. *Environmental Research*, *136*, 264–273. <https://doi.org/10.1016/j.envres.2014.09.026>
- Xie, S., Wang, T., Liu, S., Jones, K. C., Sweetman, A. J., & Lu, Y. (2013). Industrial source identification and emission estimation of perfluorooctane sulfonate in China. *Environment International*, *52*, 1–8. <https://doi.org/10.1016/j.envint.2012.11.004>

- Xing, J., Wang, G., Zhao, J., Wang, E., Yin, B., Fang, D., Zhao, J., Zhang, H., Chen, Y. Q., & Chen, W. (2016). Toxicity assessment of perfluorooctane sulfonate using acute and subchronic male C57BL/6J mouse models. *Environmental Pollution*, *210*, 388–396. <https://doi.org/10.1016/j.envpol.2015.12.008>
- Xu, Y., Fletcher, T., Pineda, D., Lindh, C., Nilsson, C., Glynn, A., Vogs, C., Norström, K., Lilja, K., Jakobsson, K., & Li, Y. (2020). Serum Half-Lives for Short- and Long-Chain Perfluoroalkyl Acids after Ceasing Exposure from Drinking Water Contaminated by Firefighting Foam. *Environmental Health Perspectives*, *128*, 770 – 774. <https://doi.org/10.1289/EHP6785>
- Xu, Y., Li, Y., Scott, K., Lindh, C., Jakobsson, K., Fletcher, T., Ohlsson, B., & Andersson, E. (2019). Ulcerative colitis, Crohn's disease and other inflammatory bowel disease in a population with high exposure to per- and polyfluoroalkyl substances through drinking water. *Environmental Epidemiology*, *3*, 449. <https://doi.org/10.1097/01.EE9.0000611064.79086.2f>
- Yamaguchi, M., Arisawa, K., Uemura, H., Katsuura-Kamano, S., Takami, H., Sawachika, F., Nakamoto, M., Juta, T., Toda, E., Mori, K., Hasegawa, M., Tanto, M., Shima, M., Sumiyoshi, Y., Morinaga, K., Kodama, K., Suzuki, T., Nagai, M., & Satoh, H. (2013). Consumption of seafood, serum liver enzymes, and blood levels of PFOS and PFOA in the Japanese population. *Journal of Occupational Health*, *55*, 184–194. <https://doi.org/10.1539/joh.12-0264-0a>
- Yang, Q., Xie, Y., & Depierre, J. W. (2000). Effects of peroxisome proliferators on the thymus and spleen of mice. *Clinical and Experimental Immunology*, *122*, 219–226. <https://doi.org/10.1046/j.1365-2249.2000.01367.x>
- Yang, Q., Xie, Y., Eriksson, A. M., Nelson, B. D., & DePierre, J. W. (2001). Further evidence for the involvement of inhibition of cell proliferation and development in thymic and splenic atrophy induced by the peroxisome proliferator perfluorooctanoic acid in mice. Abbreviations: PFOA, perfluorooctanoic acid; PP, peroxisome proliferator. *Biochemical Pharmacology*, *62*, 1133–1140. [https://doi.org/10.1016/S0006-2952\(01\)00752-3](https://doi.org/10.1016/S0006-2952(01)00752-3)
- Ye, X., Kato, K., Wong, L.-Y., Jia, T., Kalathil, A., Latremouille, J., & Calafat, A. M. (2018). Per- and polyfluoroalkyl substances in sera from children 3 to 11 years of age participating in the National Health and Nutrition Examination Survey 2013–2014. *International Journal of Hygiene and Environmental Health*, *221*, 9–16. <https://doi.org/10.1016/j.ijheh.2017.09.011>
- Ye, X., Kato, K., Wong, L.-Y., Jia, T., Kalathil, A., Latremouille, J., & Calafat, A. M. (2018). Per- and polyfluoroalkyl substances in sera from children 3 to 11 years of age participating in the National Health and Nutrition Examination Survey 2013–2014. *International Journal of Hygiene and Environmental Health*, *221*, 9–16. <https://doi.org/10.1016/j.ijheh.2017.09.011>

- Yeung, L. W. Y., Loi, E. I. H., Wong, V. Y. Y., Guruge, K. S., Yamanaka, N., Tanimura, N., Hasegawa, J., Yamashita, N., Miyazaki, S., & Lam, P. K. S. (2009). Biochemical Responses and Accumulation Properties of Long-Chain Perfluorinated Compounds (PFOS/PFOA/PFOA) in Juvenile Chickens (*Gallus gallus*). *Archives of Environmental Contamination and Toxicology*, *57*, 377–386. <https://doi.org/10.1007/s00244-008-9278-3>
- Yeung, L. W. Y., & Mabury, S. A. (2016). Are humans exposed to increasing amounts of unidentified organofluorine? *Environmental Chemistry*, *13*, 102. <https://doi.org/10.1071/EN15041>
- Yoo, H., Guruge, K. S., Yamanaka, N., Sato, C., Mikami, O., Miyazaki, S., Yamashita, N., & Giesy, J. P. (2009). Depuration kinetics and tissue disposition of PFOA and PFOS in white leghorn chickens (*Gallus gallus*) administered by subcutaneous implantation. *Ecotoxicology and Environmental Safety*, *72*, 26–36. <https://doi.org/10.1016/j.ecoenv.2007.09.007>
- York, R. G. (2002). Oral (gavage) developmental toxicity study of potassium perfluorobutane sulfonate (PFBS) in rats. (Argus Research Protocol Number 418023). In *3M Corporate Toxicology*.
- York, R. G. (2003). Oral (gavage) two-generation (one litter per generation) reproduction study of perfluorobutane sulfonate (PFBS) in rats. (Argus Research Protocol Number 418021). In *Argus Research* (p. 84).
- Yu, W.-G., Liu, W., Jin, Y.-H., Liu, X.-H., Wang, F.-Q., Liu, L., & Nakayama, S. F. (2009). Prenatal and Postnatal Impact of Perfluorooctane Sulfonate (PFOS) on Rat Development: A Cross-Foster Study on Chemical Burden and Thyroid Hormone System. *Environmental Science & Technology*, *43*, 8416–8422. <https://doi.org/10.1021/es901602d>
- Zhang, Y., Beeson, S., Zhu, L., & Martin, J. W. (2013). Biomonitoring of Perfluoroalkyl Acids in Human Urine and Estimates of Biological Half-Life. *Environmental Science & Technology*, *47*, 10619–10627. <https://doi.org/10.1021/es401905e>
- Zhao, B., Li, L., Liu, J., Li, H., Zhang, C., Han, P., Zhang, Y., Yuan, X., Ge, R. S., & Chu, Y. (2014). Exposure to Perfluorooctane Sulfonate In Utero Reduces Testosterone Production in Rat Fetal Leydig Cells. *PLoS ONE*, *9*, e78888. <https://doi.org/10.1371/journal.pone.0078888>
- Zheng, L., Dong, G.-H., Jin, Y.-H., & He, Q.-C. (2009). Immunotoxic changes associated with a 7-day oral exposure to perfluorooctanesulfonate (PFOS) in adult male C57BL/6 mice. *Archives of Toxicology*, *83*, 679–689. <https://doi.org/10.1007/s00204-008-0361-3>
- Zhou, W., Zhao, S., Tong, C., Chen, L., Yu, X., Yuan, T., Aimuzi, R., Luo, F., Tian, Y., & Zhang, J. (2019). Dietary intake, drinking water ingestion and plasma perfluoroalkyl substances concentration in reproductive aged Chinese women. *Environment International*, *127*, 487–494. <https://doi.org/10.1016/j.envint.2019.03.075>
- Zhou, Y., Hu, L.-W., Qian, Z. (Min), Chang, J.-J., King, C., Paul, G., Lin, S., Chen, P.-C., Lee, Y. L., & Dong, G.-H. (2016). Association of perfluoroalkyl substances exposure with reproductive hormone levels in adolescents: By sex status. *Environment International*, *94*, 189–195. <https://doi.org/10.1016/j.envint.2016.05.018>

Zhu, Y., Qin, X.-D., Zeng, X.-W., Paul, G., Morawska, L., Su, M.-W., Tsai, C.-H., Wang, S.-Q., Lee, Y. L., & Dong, G.-H. (2016). Associations of serum perfluoroalkyl acid levels with T-helper cell-specific cytokines in children: By gender and asthma status. *Science of The Total Environment*, 559, 166–173. <https://doi.org/10.1016/j.scitotenv.2016.03.187>

List of acronyms

General acronyms

Table 73. Acronyms found in the health appendix.

Acronym	Definition
ACE	Asian Pacific Islander Community Exposures
Adj. BMD	Adjustment benchmark dose
AFB	Air Force Base
AFFF	Aqueous film forming foam
ALT	Elevated liver enzyme
ANSES	French Agency for Food, Environmental and Occupational Health and Safety
ATSDR	Agency for Toxic Substances and Disease Registry
BMD	Benchmark dose
COVID-19	Coronavirus disease 2019
CDC	Centers for Disease Control and Prevention
CEC	Commission for Environmental Cooperation
DOD	United States Department of Defense
DEPA	Danish Environmental Protection Agency
E2SSB	Engrossed Second Substitute Senate Bill
Ecology	Washington State Department of Ecology
EFSA	European Food Safety Authority
EHDR	Environmental Health Disparities Ranking
EJ	Environmental Justice
EPA	United States Environmental Protection Agency
ER α	Estrogen receptor alpha
ESTCP	Environmental Security Technology Certification Program
EU	European Union
FDA	United States Food and Drug Administration
Health	Washington Department of Health
HED	Human equivalent dose
HBM commission	German Human Biomonitoring Commission
Hib	Haemophilus influenza type b
IARC	International Agency for Research on Cancer
IBL	Information by Location, a tool used in Washington Tracking Network
IgE	Immunoglobulin E
ITRC	Interstate Technology & Regulatory Council
JBLM	Joint Base Lewis-McChord
L	Liter
LDL	low-density lipoprotein

Acronym	Definition
LOAEL	Lowest observed adverse effect level
µg/L	Microgram per liter
µg/kg	Microgram per kilogram
MAMAS	Measuring Analytes in Maternal Archived Samples
MCL	Maximum contaminant level
MDH	Minnesota Department of Health
Mil-spec	Military performance requirements
MTCA	Model Toxics Control Act
NAS	Naval Air Station
ng/g	Nanogram per gram
ng/kg	Nanogram per kilogram
ng/kg-day	Nanogram per kilogram per day
ng/mL	Nanogram per milliliter
ng/m ³	Nanogram per cubic meter
NHANES	CDC National Health and Nutrition Examination Survey
NHDHHS	New Hampshire Department of Health and Human Services
NIHES	National Institute of Environmental Health Sciences
NOAEL	No observed adverse effect level
NTP	National Toxicology Program
OLF	Outlying Landing Field
PBPK	Physiologically based pharmacokinetic
PPAR α	Peroxisome proliferator-activated receptor alpha
Ppt	Parts per trillion
PSA	Prostate specific antigen
PWS	Public drinking water system
RfD	Reference dose
SBOH	State Board of Health
SERDP	Strategic Environmental Research and Development Program
TRV	Toxicity reference values
TSH	Thyroid simulating hormone
TWI	Tolerable weekly intake
T3	Triiodothyronine
T4	Thyroxine
UCMR3	Third Unregulated Contaminant Monitoring Survey
UCMR5	Fifth Unregulated Contaminant Monitoring Survey
WEHDM	Washington Environmental Health Disparities Map
WTN	Washington Tracking Network
WWTP	Wastewater treatment plant

Chemical names

Table 74. Chemical name acronyms found in the health appendix, excluding the acronyms in the table above.

Acronym	Chemical name
6:2 FTCA	6:2 fluorotelomer carboxylic acid
6:2 FTOH	6:2 fluorotelomer alcohol
6:2 FTS	6:2 fluorotelomer sulfonate
6:2 FTSA	6:2 fluorotelomer sulfonic acid
6:2 FTUA	6:2 fluorotelomer unsaturated acid
APFO	Ammonium perfluorooctanoate
EtFOSA	N-Ethyl perfluorooctane sulfonamide
EtFOSE	N-Ethyl perfluorooctane sulfonamidoethanol
FTAC	Fluorotelomer acrylate
FTCA	Fluorotelomer carboxylic acid
FTOH	Fluorotelomer alcohol
FTSA	Fluorotelomer sulfonic acid
FTUA	Fluorotelomer unsaturated acid
HFPO-DA(GenX)	Hexafluoropropylene oxide dimer acid
MeFBSA	N-Methyl perfluorobutane sulfonamide
MeFBSE	N-Methyl perfluorobutane sulfonamide ethanol
MeFOSE	N-Methyl perfluorooctane sulfonamido ethanol
MeFOSA	N-Methyl perfluorooctane sulfonamide
Me-PFOSA-AcOH	2-(N-methyl-perfluorooctane sulfonamido) acetic acid
N-EtFOSEs	Perfluorooctane sulfonamido ethanols
N-MeFOSE	N-Methyl perfluorooctane sulfonamido ethanol
PFAA	Perfluorinated alkyl acid
PFAS	Per- and polyfluoroalkyl substances
PFBA	Perfluorobutanoic acid
PFBS	Perfluorobutane sulfonic acid
PFBuS	Perfluorobutane sulfonic acid
PFCA	Perfluoro-carboxylic acid
PFDA	Perfluorodecanoic acid
PFDeA	Perfluorodecanoic acid
PFDoDA	Perfluorododecanoic acid
PFHxA	Perfluorohexanoic acid
PFHpA	Perfluoroheptanoic acid
PFHxS	Perfluorohexane sulfonate
PFNA	Perfluorononanoic acid
PFOA	Perfluorooctanoic acid
PFOS	Perfluorooctane sulfonic acid
PFOSA	Perfluorooctane sulfonamide

Acronym	Chemical name
PFPeA	Perfluoro-n-pentanoic acid
PFSA	Perfluoro- sulfonic acid
PFUnDA	Perfluoroundecanoic acid

Appendix 8: Biosolids

8.0 Overview

8.0.1 Findings

Biosolids are nutrient- and organic-rich residuals from wastewater treatment. They are land applied on agricultural fields as a soil amendment and fertilizer under a regulated program. Washington's biosolids rule incorporates federal standards, and requires permitting specific sites and approval of application rates and procedures.

An extensive risk assessment was conducted by the U.S. Environmental Protection Agency (EPA) prior to the promulgation of the federal biosolids rule. Three National Sewage Sludge Surveys have been conducted to assess contaminants in biosolids thought to pose risks to human health and the environment. Per- and polyfluoroalkyl substances (PFAS) were not evaluated under the initial risk assessment or the sewage sludge surveys, even though PFAS compounds were widely used throughout the period.

Biosolids PFAS concentrations in the scientific literature have been measured using a variety of methods, although the dense organic matrix has made accurate and precise results difficult to obtain. EPA is currently validating specific methods for PFAS analysis suitable for biosolids and soil. Completion of the validation process is expected sometime in 2020.

Scientific studies evaluating PFAS from land-applied biosolids have investigated results of extremely high application rates, biosolids contaminated by direct industrial production, or used artificial spiking of PFAS compounds. These conditions are not reflective of the rates, likely concentration, or availability of PFAS in Washington biosolids under current rules.

Worldwide, concentrations of the two most common PFAS, perfluorooctane sulfonate (PFOS) and perfluorooctanoic acid (PFOA), in biosolids have trended downward following reduced production of these congeners. Since there is no known industrial production of PFAS in Washington, biosolids exposure pathways in Washington are primarily from homes and consumer products. Secondary manufacturers may be a source of some contamination in municipal waste streams, but primary exposure is largely from consumer products. Reduction of PFAS in consumer products will lower direct PFAS exposure and the indirect concentrations that may occur in Washington biosolids. Currently, no data exists for PFAS in Washington biosolids.

Several states in the U.S. are considering setting PFAS contaminant levels in soil and biosolids. A PFAS task force in Maine developed PFAS biosolids standards of low ppb for PFOS, PFOA, and perfluoro butane sulfonate (PFBS). Leaching models used in the calculations of these limits use impractical values for parameters such as the fraction of organic carbon in soil (F_{oc}) and degree of molecular sorption (K_{oc}). This can result in calculating unrealistically low soil contaminant limits.

Adoption of extremely low regulatory limits for soil PFAS could have adverse consequences for organics and residual recycling. Such limits could interfere with established goals and benefits

of recycling programs, but may not provide demonstrated risk-reduction for human health and the environment.

Risk assessment of PFAS in land-applied biosolids requires a baseline dataset for PFAS that includes:

- Assessment of concentrations in Washington biosolids.
- Measurement of soil concentrations directly attributable to land-applied biosolids under conditions that mimic current state rules.
- Evaluation of contaminant modeling that uses realistic values for input parameters.
- A review of exposure pathways.

8.0.2 Introduction

This appendix presents information regarding the presence of PFAS in biosolids produced as a result of wastewater treatment. It reviews the evolution of how state and federal regulations address PFAS in biosolids, discusses the lack of accredited analytical methods to measure PFAS in biosolids, and presents current knowledge regarding biosolids PFAS concentration trends. Impacts of PFAS-contaminated biosolids application are reviewed and placed into the context of typical biosolids recycling and use in the state.

8.1 Background

Amendments to the Federal Water Pollution Control Act of 1948, now known as the Clean Water Act (CWA), set the creation of wastewater treatment across the U.S. in motion. Large scale construction of wastewater treatment plants (WWTPs) that included secondary treatment was initiated in 1972 when these facilities were nationally funded under a grant program administered by EPA.

One of the primary functions of wastewater treatment is to remove solids from the influent. Treatment plants utilize a variety of engineering designs, but most employ some sort of biological treatment whereby aquatic bacteria consume (i.e., digest) the organic constituents in the influent. The biological and organic floc—along with mineral and some chemical constituents—is settled out of the wastewater prior to discharge of effluent. These solids are typically high in organic matter and mechanically dewatered. Some facilities in arid climates air-dry the solids as a primary method of dewatering or in addition to a mechanical process.

In Washington, biosolids are land applied for their nutrient and soil amending properties. Land application of biosolids is conducted primarily in conjunction with commercial farming operations across the state. Washington State Department of Ecology (Ecology) approves individual biosolids applications on an agronomic basis—matching nitrogen needs of the crop with that supplied by biosolids. Analysis of both soil and biosolids is required by rule to calculate site-specific rates on permitted fields in advance of application.

8.2 Federal and state regulations

EPA administers the federal biosolids rule (40 Code of Federal Regulations (CFR) Part 503), under which specific sampling, analysis, and management is required of WWTP residuals. Requirements under the federal rule were developed during extensive scientific review and risk analysis conducted by EPA over a multi-year period preceding the adoption of the federal rule in February 1993. Under federal rules, the solids generated by wastewater treatment are called “sewage sludge.”

Washington regulation (Chapter [173-308](#)¹⁵⁷ Washington Administrative Code (WAC)—Biosolids Management) differentiates between wastewater solids that meet the regulatory standards to allow land application, classified as “biosolids,” and solids not meeting the standards, defined as “sewage sludge.” Washington law requires that biosolids are land applied to the greatest extent possible, but that sewage sludge be disposed in a landfill. Based on estimates derived from Annual Report data compiled by Ecology (2017), currently about 85 – 90% of biosolids generated in Washington are land applied.

Washington’s biosolids rule adopts all the standards in the federal rule regarding sampling and analysis of WWTP solids, but analysis for PFAS is not required. The Washington rule imposes additional management criteria related to:

- Land application, site evaluation, and permitting.
- Development of management plans that govern the land application procedures.
- Ongoing oversight and approval of application rates and operations.

8.3 Biosolids risk assessment: Rule development, national surveys, and National Research Council

EPA developed the federal rule after undertaking a substantive nine-year evaluation of sewage sludge land application. The process included an “extensive multi-pathway risk assessment for evaluating and setting limits to manage pollutants in biosolids” (EPA, 1995). It involved making a list of pollutants, developing risk-assessment methodologies, determining pollutant limits, defining management practices, and issuing the rule.

In 1984, EPA identified a list of 200 potential pollutants in wastewater residuals for evaluation. Included in this list were a range of toxic organics such as dioxins, furans, polyaromatic hydrocarbons, pesticides, and herbicides. A scientific panel reviewed this list and made a recommendation that approximately 50 of these pollutants be evaluated for further study (EPA, 1995). The evaluation considered toxicity, occurrence, and fate and effects of the pollutants, with a focus on pathways of exposure.

In 1988, EPA conducted the first National Sewage Sludge Survey (NSSS) (EPA, 1992b) to develop a reliable database in support of the final Part 503 biosolids regulation. Samples were collected from 180 Publically Owned Treatment Works (POTWs). These samples were analyzed for more

¹⁵⁷ <https://apps.leg.wa.gov/wac/default.aspx?cite=173-308>

than 400 pollutants according to analytical protocols adapted specifically for the matrix of biosolids. EPA also reviewed the operational practices of 462 POTWs that utilized secondary treatment.

Following the initial survey, two subsequent NSSS have been conducted. In 2007, the survey prioritized an evaluation of dioxins (EPA, 2007), and a Targeted NSSS published in 2009 focused on pharmaceuticals and personal care products (EPA, 2009). Although in wide use at the time, neither PFAS as a chemical class, nor the specific congeners PFOS and PFOA were evaluated.

The National Research Council (NRC) has twice reviewed the federal rule, 40 CFR Part 503. In 1996 the NRC released “Use of Reclaimed Water and Sludge in Food Crop Production” and in 2002 reviewed the science and methodology underlying the health and environmental standards entitled “Biosolids Applied to Land: Advancing Standards and Practices.” Both studies concluded that the federal rule was protective of human health and the environment, but PFAS substances were not specifically part of these evaluations. The 2002 NRC review stated that “there is no documented scientific evidence that the Part 503 rule has failed to protect public health.”

Pursuant to the CWA Section 405(d), EPA must review the biosolids regulations every two years. They are directed to identify additional toxic pollutants that show sufficient evidence of harm and establish management practices protective of human health and the environment. An international study in 2011 stated that research on organic contaminants in biosolids has been undertaken for more than 30 years, and the increasing body of evidence demonstrates that the majority of compounds studied do not place human health at risk when biosolids are land applied on farmland (Clarke & Smith, 2011). The study cautions that “continued vigilance in assessing ‘emerging’ organic contaminants in sludge is necessary to support and ensure the long-term sustainability and security of the beneficial agricultural route for biosolids management.”

8.4 PFAS analysis methods for biosolids

The required analytical methods and analytes for WWTP residuals in the U.S. are specified by EPA in the federal rule (40 CFR Part 503) and incorporated into the Washington state rule (Chapter [173-308](#)¹⁵⁸ WAC). Municipalities are required to test their biosolids for a range of chemical parameters including nutrients and regulated metals, but PFAS is not a required analyte. The frequency of testing is determined by the quantity of biosolids the facility generates, with larger facilities required to conduct more frequent testing.

Regulatory analysis of biosolids in Washington state is required to be conducted by Ecology-accredited laboratories. WWTP residuals in Washington state are considered sewage sludge until they are analyzed by accredited labs using specified methods with the results meeting minimum standards. Residuals meeting the standards in the Washington rule are deemed biosolids and are required to be beneficially used.

¹⁵⁸ <https://apps.leg.wa.gov/wac/default.aspx?cite=173-308>

Wastewater residuals are a dense organic matrix and have proved difficult to accurately analyze. EPA spent considerable time developing the appropriate methodologies required in the federal rule in order to achieve accurate and consistent results. Laboratories often commit the analytical error of conducting biosolids analyses using methods developed for water and wastewater (EPA, 1992a).

As identified in [Appendix 2: Analytical Methods, Section 2.1](#), EPA has developed Method 537 for analyzing PFOS, PFOA, and 12 other PFAS in drinking water (EPA, 2018a). Some U.S. labs are analyzing biosolids using modified procedures based on EPA Method 537, but guidelines are inconsistent and results have not been validated (Personal communication, Elizabeth Resek, Biosolids Program Lead at EPA, 2018). Ecology's lab accreditation unit at Manchester Environmental Laboratory has performed a technical review of one laboratory in Washington for analysis of a limited number of PFAS compounds in solids and chemical materials using a modified 537 method. Manchester has also recognized the accreditation of the National Environmental Laboratory Accreditation Program (NELAP) for a few other Washington laboratories for PFAS analysis in the solids and chemical materials matrix using modified 537 methods (Personal Communication, Rebecca Wood, Unit Supervisor of Laboratory Accreditation Unit, Manchester Environmental Laboratory, Washington Department of Ecology, 2018). Such accreditation ensures that the procedures are being appropriately followed, not that the method provides accurate and consistent results when analyzing biosolids.

EPA is in the process of validating a different procedure for analyzing biosolids and soil for PFAS—SW-846. Phase I was carried out in the winter of 2017 for 24 PFAS in various media. Phase II of this process was conducted in the fall of 2018 and several external labs are in the process of validating these procedures for public review (EPA, 2018a). It is unlikely that EPA will have finalized its approval of method(s) for PFAS analysis in biosolids before 2020 (Beecher & Brown, 2018; Personal communication, Elizabeth Resek, Biosolids Program Lead at EPA, 2018).

Separate from the SW-846 analysis procedures being reviewed by EPA is another analysis method for PFAS—Total Oxidizable Precursor (TOP) assay. This method uses a chemical oxidation pretreatment. While a number of commercial labs offer the TOP assay, the oxidation can be more or less aggressive depending on the details of the procedure (Masunaga, 2017). Also, there is no currently settled methodology or agreed-upon best approach. TOP is not an EPA method, but is the only commercialized screening tool to measure the presence of PFAA (perfluoroalkyl acid) precursors.

8.5 PFAS concentration and trends in biosolids

The concentrations of PFOS and PFOA in biosolids have been reported from a variety of sources outside of Washington state (Arvaniti & Stasinakis, 2015; Loganathan et al., 2007; Sepulvado et al., 2011; Ulrich et al., 2016; Venkatesan & Halden, 2013; Zareitalabad et al., 2013). The literature reports PFOA concentrations from 7 – 219 nanograms per gram (ng/g) and PFOS from less than 2.5 – 990 ng/g. PFOS is often reported as the most abundant among the PFAS compounds (Arvaniti & Stasinakis, 2015; Sepulvado et al., 2011). Four WWTPs in Washington had effluent analysis for PFOS and PFOA, but this review did not include an analysis of biosolids for these compounds (Furl & Meredith, 2010).

In general, the chemistry of biosolids is reflective of the chemistry of people's daily lives, as is the dust in homes (Haug et al., 2011; Hundal, Lakhwinder, Kumar, & Basta, 2011). Washington residents are exposed to PFAS from carpets, food packaging, personal care products and cosmetics, surface coatings on textiles, paints, lubricants, waterproof fabric, ski wax, and a wide variety of other sources. Therefore, it would not be surprising if there were trace amounts in Washington biosolids.

Industrial sources of perfluoroalkylates can influence concentrations of these compounds in biosolids when a WWTP receives influent directly from industries that work with fluorotelomer compounds. A WWTP in Decatur, Alabama received discharge from industries that conducted electrochemical fluorination and worked with a variety of fluorotelomer compounds and perfluoroalkylates (Washington et al., 2010). The data for PFOA concentrations from Decatur sewage sludge are fragmentary, but show high levels in 2005 and 2006: 528 ng/g and 683 ng/g in 2005, and 1,875 ng/g in 2006. Subsequent to significant reduction from industrial discharges, the concentration of PFOA in the Decatur biosolids decreased markedly. The reported PFOA concentrations in biosolids were 50 ng/g and 128 ng/g in 2007, and 27 ng/g and 32 ng/g in 2008 (Washington et al., 2010).

Washington state does not have commercial production of PFAS compounds, although secondary manufacturing using PFAS chemicals may occur within the state (see [Appendix 1: Chemistry, Section 1.3](#)). This suggests that there may be some industrial discharge, but the vast majority of perfluorinated compounds in Washington municipal wastewater would originate from domestic sources—our homes and consumer products. Contamination such as that identified in Alabama biosolids is highly unlikely to occur in Washington.

A trend of decreasing concentrations of PFOA and PFOS is observed across a broad spectrum of data characterizing biosolids using a variety of analytical methods. A review of sewage sludge in Germany evaluated perfluoroalkyl acids (PFAAs) concentration from 4,981 samples from 1,165 WWTPs collected between 2008 and 2013 (Ulrich et al., 2016). Seventy-one WWTPs had samples exceeding a European Union (EU) precautionary level of 125 ng/g, but this occurred with decreasing frequency over time. The exceedances decreased from 6% in 2008 to 0.8% in 2013. During the same timeframe, WWTPs uncontaminated with PFOS and PFOA increased by 32%. In the samples evaluated, PFOS was found in 41% and PFOA in 7%. Forty-seven percent of WWTPs showed clear decreases over time and 16% showed an increasing trend. The total load of PFAAs in sewage sludge was reduced by more than 90% during this time period. These reductions are likely the result of the decreased production of PFOS and PFOA.

In 2013, archived samples of biosolids from the NSSS from 2001 were combined into five composite samples and analyzed for PFOA and PFOS. The average concentration of PFOS was 276 – 430 ng/g, and PFOA was 12 – 56 ng/g (Venkatesan & Halden, 2013). These archived NSSS samples represented 94 WWTPs in 32 states, but did not include Washington state. A summary of PFAS compounds in sewage sludge from 2005 to 2015 monitoring data worldwide was compiled by carbon chain length at concentrations of ng/g (Arvaniti & Stasinakis, 2015). With few exceptions, these more recent samples are lower for PFOS and PFOA than the composite results from samples in the EPA NSSS of 2001. A reduction in PFOS and PFOA levels in human blood (Calafat et al., 2007) was also observed in data compiled from the National Health and

Nutrition Examination Surveys (NHANES). They conclude this is “most likely related to discontinuation in 2002 of industrial production of PFOS and related perfluorooctanesulfonyl fluoride compounds.”

8.6 Literature review of biosolids land application effects

In the case from Decatur, Alabama referenced above, biosolids were land applied to about 2,000 hectares (ha) of agricultural fields for more than a decade (Washington et al., 2010). The elevated levels of PFAS in the biosolids generated concern that land application may constitute a pathway to contaminate surface and groundwater. In order to evaluate this risk, EPA collected some initial soil samples in 2007 from Decatur land application sites and from nearby background fields that did not receive biosolids. Results indicated the presence of high concentrations of several fluorotelomer alcohols (FTOHs) and PFAS in soil. After collection of these initial soil samples and public drinking water samples, EPA collected an expanded set of soil samples in 2009 to more accurately characterize the extent of contamination in and around the land application sites. These land application activities and the subsequent EPA review have received widespread coverage in news reports and have been noted in a variety of websites (Fluoride Action Network, 2009; Northwestern University, n.d.; Renner, 2009).

The soil from sludge-applied fields in Alabama had PFAS concentrations that were higher than the background field samples. The highest PFOA concentrations from sludge-applied fields were less than or equal to 320 ng/g, and PFOS were less than or equal to 410 ng/g (Washington et al., 2010). Annual application rates of Decatur biosolids for a five-year period between 2002 and 2006 averaged approximately 32 Megagram per hectare (Mg/ha) ranging from 14.9 – 60 Mg/ha. These amounts are well above Washington’s mean application rate of 6.95 Mg/ha calculated from 809 regulatory approvals for land application of biosolids for Alfalfa or grass hay, barley, canola, corn, hops, sunflowers, triticale, and wheat over the years 2010 – 2017, for which data are available (Severtson, 2017). The minimum Decatur rate exceeds all but six of the 809 Washington approvals. The six higher land application rates approved in Washington were for lagoon biosolids that contained significant amount of mineral material (sand) and low nitrogen (N) content. From the perspective of an agronomic evaluation, application rates used for the Decatur biosolids would have likely resulted in excessive N accumulations and leaching of nitrate. Such rates would be unlikely to receive regulatory approval in Washington.

Sepulvado et al. (2011) land applied municipal biosolids from Chicago to investigate questions about the fate of perfluorochemicals (Sepulvado et al., 2011). This investigation indicated four significant results:

- Concentrations of PFAS in soil increased linearly with increasing biosolids loading rate (PFOS = 2 – 483 ng/g).
- Desorption experiments suggested the leaching potential of perfluorochemicals decreased with increasing carbon chain length.
- Previously derived organic carbon partition coefficients may not be accurate predictors of the desorption of long-chain PFAS compounds.
- Trace levels of short-chain PFAS were detected in soil cores below the level of incorporation.

The Chicago biosolids in the Sepulvado et al. (2011) study were land applied at very high cumulative loading rates. Their long-term plots had applications over 32 years amounting to 553 Mg/ha (low rate), 1,109 Mg/ha (medium rate), and 2,218 Mg/ha (high rate) (Sepulvado et al., 2011). Although the PFAS soil concentrations were linearly correlated with application rates, the loading rates in the Sepulvado et al. (2011) study were significantly higher than the mean Washington agronomic rate of 6.95 Mg/ha. It would require 79, 159, and 319 years of annual applications respectively at Washington's average application rate to achieve similar cumulative loading.

However, most fields in Washington do not have biosolids applied annually. On a wheat-fallow, rotation applications are made every other year at most, and commonly every four years. Applications on alternate years would require a minimum of 158 years to achieve the lowest cumulative biosolids loading in the Sepulvado et al. (2011) study. These were biosolids likely to have higher levels of PFOS and PFOA than Washington biosolids, due to the dates when they were produced and potential industrial contamination.

In a spiked soil study, Stahl et al. (2009) reported bioaccumulation and that PFOA and PFOS at very high concentrations can result in diminished growth of spring wheat. However, spiked-soil studies are known to create results not seen in field investigations with typical agronomic application rates. Studies by Blaine et al. (2013) and Pannu et al. (2012) showed that biosolids amended spiked-soil studies can show artificially greater accumulation in plants and earthworms as compared to samples grown in field soils (Blaine et al., 2013; Pannu, O'Connor, & Toor, 2012). Similarly, regarding metal uptake, Brown et al. (1998) demonstrated that "significantly less cadmium (Cd) was taken up by lettuce grown on biosolids-amended soil than lettuce grown on soil amended with equivalent rates of a Cd salt."

Negative impacts on crop growth are not representative of yield data from biosolids applications in Washington state. Results from a long-term Washington State University study evaluating biosolids applications to winter wheat and canola have shown significant long-term yield **increases** from biosolids applications compared with the control or mineral fertilizer additions (Cogger et al., 2013). This is despite the fact that there are likely to be trace amounts of PFAS in the biosolids. However, there are no PFAS soil concentration data from this site nor has EPA addressed agricultural soil concentration limits to date.

In a widely distributed greenhouse and field study of plant uptake of perfluoroalkyl acids (PFAAs) from biosolids, Blaine et al. (2013) looked at PFAA concentrations in lettuce (*Lactuca sativa*) and tomato (*Lycopersicon lycopersicum*) grown in biosolids-amended soils. The greenhouse portion of the study used industrially impacted biosolids, biosolids from a long-term application site, as well as "clean" soil. They calculated bioaccumulation factors (BAFs), looking at concentrations in soil relative to plant concentrations primarily from the greenhouse portion of the trial. They conclude that the "study confirms that the bioaccumulation of PFAAs from biosolids-amended soils depends strongly on PFAA concentrations, soil properties, the type of crop, and analyte."

In the Blaine et al. (2013) field scale trial using lettuce and tomato, and a full-scale field study with corn, the plant concentrations were below the level of quantification (LOQ) for all treatments except the 4x agronomic rate (100 Mg/ha), which is 14 times the average

application rate in Washington. Given the results of the Blaine et al. (2013) study, it is highly unlikely that grain would exhibit concentrations above the LOQ as a result of agronomic applications in Washington, where PFOS and PFOA concentrations are likely to be very low due to lack of industrial production.

The Blaine et al. (2013) greenhouse study shows how small-scale investigations into bioaccumulation can differ significantly from regulated, field-scale applications in Washington. The study used three types of soil: control, “industrially impacted,” and “municipal.” The industrial soil was created by adding a 10% (dry weight) biosolids compost and the municipal soil originated from cumulative applications of municipal biosolids that totaled 1,654 Mg/ha. The industrially impacted soil had PFOA concentrations of 78.5 ng/g and PFOS concentrations of 49.7 ng/g. The municipal soil had PFOA concentrations of 14.9 ng/g and PFOS concentrations of 319.5 ng/g.

In both cases, soil concentrations are orders of magnitude higher than would realistically result in Washington state from agronomic biosolids applications. Indeed, it would be impossible to reach the PFAS soil concentrations seen in the Blaine et al. (2013) study if initial biosolids concentrations are significantly lower than those modeled. Tables 76 and 77 show the time necessary to reach such concentrations—using biosolids PFAS concentration data from the literature, combined with the mean Washington biosolids application rate. Actual PFAS concentrations in Washington biosolids are likely to be significantly lower than these values.

Table 75. Estimates of the time needed to reach Blaine et al. (2013) municipal soil concentrations from annual applications of biosolids using various concentration estimates and mean Washington application rate in megagrams per hectare (6.95 Mg/ha).

Biosolids PFOS/PFOA concentration (µg/kg)	Biosolids application rate ⁽¹⁸⁾ (Mg/ha)	PFOS/PFOA applied per application-dry weight (µg)	Soil depth (cm)	Soil weight (kg/ha)	Calculated soil conc. (µg/kg)	Blaine et al. (2013) municipal soil conc. (µg/kg)	Years to reach soil levels*
PFOS: 19 PFOA: 10 (Ulrich, 2016)	6.95	PFOS: 132,050 PFOA: 69,500	15	2,000,000	PFOS: 0.066 PFOA: 0.035	PFOS: 319.5 PFOA: 14.9	PFOS: 4,841 PFOA: 426
PFOA: 32 (Washington et al., 2010)	6.95	220,400	15	2,000,000	PFOA: 0.110	PFOA: 14.9	PFOS: 135
PFOS: 403 PFOA: 34 (EPA, 2001)	6.95	PFOS: 2,800,850 PFOA: 236,300	15	2,000,000	PFOS: 1.400 PFOA: 0.118	PFOS: 319.5 PFOA: 14.9	PFOS: 228 PFOA: 126

Note: * = One application annually, summed empirical amounts only (no degradation or leaching of PFOS or PFOA).

Table 76. Estimates of the time needed to reach Blaine et al. (2013) industrial soil concentrations from annual applications of biosolids using various concentration estimates and mean Washington application rate in megagrams per hectare (6.95 Mg/ha).

Biosolids PFOS/PFOA concentration (µg/kg)	Biosolids application rate ⁽¹⁸⁾ (Mg/ha)	PFOS/PFOA applied per application-dry weight (µg)	Soil depth (cm)	Soil weight (kg/ha)	Calculated soil conc. (µg/kg)	Blaine et al. (2013) industrial soil conc. (µg/kg)	Years to reach soil levels*
PFOS: 19 PFOA: 10 (Ulrich, 2016)	6.95	PFOS: 132,050 PFOA: 69,500	15 cm	2,000,000	PFOS: 0.066 PFOA: 0.035	PFOS: 49.7 PFOA: 78.5	PFOS: 753 PFOA: 2,243
PFOA: 32 (Washington et al., 2010)	6.95	220,400	15 cm	2,000,000	0.111	78.5	PFOA: 707
PFOS: 403 PFOA: 34 (EPA, 2001)	6.95	PFOS: 2,800,850 PFOA: 236,300	15 cm	2,000,000	PFOS: 1.400 PFOA: 0.118	PFOS: 49.7 PFOA: 78.5	PFOS: 36 PFOA: 665

Note: * = One application annually, summed empirical amounts only (no degradation or leaching of PFOS or PFOA).

8.7 Factors influencing risk assessment of PFAS in Washington biosolids

8.7.1 PFAS concentration data

PFOS was voluntarily phased-out of production in the U.S. between 2000 and 2002 by its primary producer, 3M Company (EPA, 2016). Since 2006, eight global manufacturers participated in a voluntary phase-out of PFOA by 2015 (EPA, 2018b). Reduced production of PFOS and PFOA is likely the reason for the lower reported concentrations of these chemicals in sewage sludge and biosolids in recent years. The biosolids PFOS and PFOA data in Germany (Ulrich et al., 2016) and locations worldwide using a variety of analytical methods suggest that concentrations of these chemicals are trending downward.

There is currently no PFAS data from biosolids generated in Washington. In June 2018, regulators and officials from major producers of biosolids across the state discussed the issue of PFAS data. There were a number of unresolved issues regarding how samples would be collected, what analysis method(s) would be used, who would pay for any analysis, data use and evaluation, and public dissemination of proprietary analysis results.

PFAS data in the literature from biosolids outside of Washington has been obtained using a variety of analytical methods. The accuracy and precision of these data is uncertain considering that EPA has not concluded its validation of analysis methods in a biosolids or soil matrix. It is “virtually impossible” to correlate PFAS soil data gathered across different states that have used

various sample collection procedures and non-validated analysis methods (Personal communication, Ned Beecher, Northeast Biosolids and Residuals Association, 2019).

Some commercial laboratories are claiming they can measure PFAS in solid matrices (biosolids and soil) at reporting limits as low as 0.2 ng/g (ppb). Claims of such precision in analysis results are suspect, because actual lab results often show reporting limits in the range of 2 – 5 ppb. Different methods also show wide variation in results. For example, Vermont DEC conducted split sample tests comparing a DOD-preferred isotope dilution method (MLA 110) with a modified Method 537 (Weston & Sampson, 2018). When analyzing wastewater, they found differences in results ranging from 10% – 200%. When analyzing wastewater solids, the range of difference between the methods exceeded 300%.

8.7.2 Modeling data

New York and Maine have made attempts at groundwater migration models to estimate leaching of PFAS in soil. The models used to derive soil screening values have not been field-verified for the PFAS chemicals, and there is insufficient published research on soil leaching of biosolids-sourced PFAS to allow for robust understanding of the potential leaching risks.

The sorption of perfluorinated compounds to soil influences their fate and distribution in the environment after land application. There is evidence that PFOS and PFOA persistence in soil is related to carbon-chain length, with longer carbon-chains being more persistent and less mobile in soil (Calafat et al., 2007; Venkatesan & Halden, 2013). Laboratory determined organic-carbon partitioning coefficients (K_{OC}) are often used to predict potential mobility of organic contaminants in the environment. The K_{OC} values can vary based on the method used for calculation (Snyder, O'Connor, & McAvoy, 2010), and derived values appear to differ from gross distribution of PFAS compounds in the environment. Lab-based Log K_{OC} values may overestimate PFOS and PFOA concentrations in water and underestimate soil residence time (Zareitalabad et al., 2013).

Determining K_{OC} values that are reflective of the environmental fate of biosolids-sourced PFAS compounds has proven difficult. It is likely that the database for K_{OC} values for the range of perfluorinated compounds is incomplete and may not provide adequate information to accurately model movement in a soil system.

Given that biosolids are settled out of an aqueous media, PFAS congeners with lower sorption are likely to leave wastewater treatment in the effluent. This may reduce overall PFAS amounts and provide an inherent bias for higher sorption congeners (higher K_{OC}) to remain in biosolids. This may result in reduced mobility of biosolids-sourced PFAS relative to the suite of PFAS congeners found in the WWTP influent. Thus, field-scale studies investigating the transfer or leaching of biosolids-sourced PFAS in natural soil systems are important to evaluate actual mobility and risk from biosolids land application.

Leaching models use a number of factors including the Fraction of Organic Carbon (F_{OC}) in soil and K_{OC} . Small changes in these factors directly affect model outcomes. Alaska Department of Environmental Conservation (ADEC) is currently evaluating soil standards based on a leaching model where the F_{OC} is assumed to be 0.1%. This is an unrealistic value associated with land applied biosolids where PFAS compounds would be land applied in a dense, organic-matter

matrix, and likely be applied to soils with significantly higher organic matter content. The Alaska model also used EPA's lab-based log K_{OC} values, which are not field verified.

ADEC's online calculator run with more realistic inputs for organic content and partitioning coefficients resulted in significantly higher calculated soil PFAS limits (Lono-Batura, Maile, Beecher, Ned, Franciosi, & Riggs, 2018). The State of Maine PFAS task force recently developed screening concentrations of 2.5 ng/g for PFOA, 5.2 ng/g for PFOS, and 1,900 ng/g for PFBS for biosolids that may be land applied. The levels were developed using SESOIL and AT123D models, which are primarily based on the leaching from soil to groundwater pathway (Maine Department of Environmental Protection, 2018). Maine also required all Maine utilities to test the biosolids for three PFAS compounds before any land application can occur. Following the setting of screening levels, representatives from various wastewater utilities wrote a letter to the PFAS task force and requested the screening levels be based on real-world research and not on fate and transport models.

Data and modeling uncertainties inhibit accurate assessment of risk to human health and the environment from biosolids-sourced PFAS land applied at agronomic rates in Washington. Biosolids are applied to less than 1% of state farmland on an annual basis. Applications occur only on permitted fields with rates based on crop type, yield, biosolids nutrient content, and site-specific soil analysis. PFAS in Washington biosolids result primarily from domestic sources and concentrations are likely to be very low. Mean application rates result in soil dilution exceeding 1,000-fold in the top two feet. State regulations regarding site restrictions also limit the pathways of exposure. These conditions, combined with available data, mean we can reasonably expect that health risks directly attributable to biosolids-sourced PFAS from land application in Washington are likely low.

8.8 Biosolids policy discussion

Biosolids management entities include private business, public utilities, and regulatory agencies. Issues regarding contaminants of emerging concern have occurred numerous times. The focus of concern has included a variety of categories such as pesticides, dioxins, PBDEs, antimicrobial compounds, and pharmaceuticals. Typically, the concentrations of these chemicals in biosolids have been very small, and until recent years, analytical techniques did not afford consistent identification and quantification. Current analytical reports on PFAS indicate identifiable concentrations in parts per billion and parts per trillion in a variety of media, drinking water in particular. This has renewed concern over the presence of contaminants in biosolids.

PFAS are nearly ubiquitous in modern society and Washington biosolids will likely show trace concentrations of PFAS. However, trends in the literature regarding PFOS and PFOA concentrations have shown decreases in biosolids, primarily attributed to reduced production. If PFAS concentrations in Washington biosolids largely reflect the domestic exposure people receive from consumer products in their homes, we would expect these concentrations to be low. As such, upstream source reduction—reduced use of products containing these compounds—will be the direct means of lowering PFAS exposure from biosolids for Washingtonians.

Use of hypothetical leaching models with unrealistic input parameters may calculate unachievable soil contaminant concentration limits. Several states are currently considering a variety of PFAS threshold values for soil based on such modeling. Some of these values for PFAS concentrations in soil may exceed local background levels making them unrealistic and to implement as a regulatory standard. Setting unrealistic (and potentially unenforceable) contaminant thresholds undermines public support for regulation.

Very low regulatory limits for PFAS soil concentrations that are widely applicable could have adverse impacts to businesses and municipalities managing biosolids and other residuals. The economic and management impacts would extend to a variety of end-users of biosolids and compost products (CDM Smith, 2020). The perception of risk resulting from extremely low concentrations may not have scientifically demonstrated human health risks and could have adverse impacts on generators. This may result in hesitancy by generators to publicly release their proprietary analytical results that are not required by rule. As such, without field verification data, Ecology will be cautious of implementing low calculated contaminant thresholds (such as the soil levels being considered in Alaska).

Risk assessment of biosolids land application requires appropriate analytical methods, modeling of biosolids-related contaminant transfer to soil and groundwater, and toxicological data on identified pathways of exposure for Washington residents.

8.9 Data gaps and recommendations

8.9.1 Data gaps

The following data gaps are identified with respect to PFAS in biosolids:

- Washington state has not conducted any biosolids sampling for PFAS with accredited methods, so there is no accredited data on PFAS concentrations in Washington biosolids.
- Background levels of PFAS in regulated land application zones are unknown.
- Soil PFAS concentrations in areas of direct biosolids land application are unknown.
- The source and amount of industrial discharge containing PFAS to municipal WWTPs is unknown.

8.9.2 Recommendations

The information gaps regarding biosolids are significant and currently prevent assessment of risk from PFAS in biosolids land applied in Washington. Any regulatory changes should be founded on defensible data and science-based risk assessments. If scientific modeling is used by Ecology to assess potential PFAS transfer from biosolids to soil or groundwater, realistic model parameters must be used.

Washington biosolids regulation in the near term should ensure sound agronomic land application practices on permitted sites where human exposure is limited. It is premature to add or change regulatory limits given the absence of data from Washington biosolids and problems identified with models and their input parameters.

Based on the analysis conducted in this appendix, we make the following recommendation.

Recommendation 4.3: Evaluate Washington biosolids management.

We recommend the following key steps to address the current data gaps:

- Establish biosolids and soil sample collection and handling methods for PFAS analysis.
- Accredite Washington labs for EPA-validated analysis method(s).
- Use EPA-validated analysis methods for biosolids and soils.
- Conduct credentialed third-party review of raw mass spectrometer PFAS data.
- Investigate land application sites where procedures mimic rates and practices under current state rule (Chapter [173-308](https://apps.leg.wa.gov/wac/default.aspx?cite=173-308)¹⁵⁹ WAC).
- Evaluate realistic exposure pathways.
- Evaluate risk modeling with use of realistic input values.
- Collaborate with stakeholders to get accurate and precise biosolids data. Initial results should remain anonymous.
- Compile analysis data with statistical review.

As part of implementation of these steps, Ecology would:

- Allocate staff resources and funding to support biosolids PFAS data collection (sampling and analysis).
- Establish sampling methods and accreditation of laboratories.
- Collaborate with Northwest Biosolids Association, research institutions, and other stakeholders to establish the protocols and procedures.
- Work collaboratively with a variety of generators to analyze biosolids for PFAS using accredited methods and laboratories.
- Collect and analyze preliminary soil samples from biosolids application sites with known histories that mimic current Washington rules.
- Emphasize triplicate sample analysis in order to evaluate the precision of results for all sampling and analysis recommended in this appendix.
- Evaluate the basis of contaminant limits set in other states and Canada. Such an evaluation would include a review of baseline biosolids data, contaminant models and their parameters, pathways of exposure, and level of uncertainty.

¹⁵⁹ <https://apps.leg.wa.gov/wac/default.aspx?cite=173-308>

References

- Arvaniti, O. S., & Stasinakis, A. S. (2015). Review on the occurrence, fate and removal of perfluorinated compounds during wastewater treatment. *Science of The Total Environment*, 524–525, 81–92. <https://doi.org/10.1016/j.scitotenv.2015.04.023>
- Beecher, N. (2019). Personal communication. Phone call with Peter Severtson, Washington Department of Ecology, and Ned Beecher, Northeast Biosolids and Residuals Association. 2019
- Beecher, N., & Brown, S. (2018). Managing Organics In The “ PFAS Age .” *BioCycle*, 59, 31.
- Blaine, A. C., Rich, C. D., Hundal, L. S., Lau, C., Mills, M. A., Harris, K. M., & Higgins, C. P. (2013). Uptake of Perfluoroalkyl Acids into Edible Crops via Land Applied Biosolids: Field and Greenhouse Studies. *Environmental Science & Technology*, 47, 14062–14069. <https://doi.org/10.1021/es403094q>
- Brown, S., Chaney, R., & Angle, J. (1998). The phytoavailability of cadmium to lettuce in long-term biosolids-amended soils. *Of Environmental Quality*.
- Calafat, A. M., Wong, L.-Y., Kuklennyik, Z., Reidy, J. A., & Needham, L. L. (2007). Polyfluoroalkyl Chemicals in the U.S. Population: Data from the National Health and Nutrition Examination Survey (NHANES) 2003–2004 and Comparisons with NHANES 1999–2000. *Environmental Health Perspectives*, 115, 1596–1602. <https://doi.org/10.1289/ehp.10598>
- CDM Smith. (2020). Cost Analysis of the Impacts on Municipal Utilities and Biosolids Management to Address PFAS Contamination. October 2020. Retrieved from <https://www.wef.org/globalassets/assets-wef/3---resources/topics/a-n/biosolids/technical-resources/cost-analysis-of-pfas-on-biosolids---final.pdf>
- Clarke, B. O., & Smith, S. R. (2011). Review of ‘emerging’ organic contaminants in biosolids and assessment of international research priorities for the agricultural use of biosolids. *Environment International*, 37, 226–247. <https://doi.org/10.1016/j.envint.2010.06.004>
- Cogger, C. G., Bary, A. I., Kennedy, A. C., & Fortuna, A.-M. (2013). Long-Term Crop and Soil Response to Biosolids Applications in Dryland Wheat. *Journal of Environmental Quality*, 42, 1872–1880. <https://doi.org/10.2134/jeq2013.05.0109>
- Estimates derived from 2017 Annual Report data compiled by the Washington State Department of Ecology. (2017).
- Fluoride Action Network. (2009). PFOA contaminated sludge spread in Lawrence County. Retrieved from <http://fluoridealert.org/news/alabama-pfoa-contaminated-sludge-spread-in-lawrence-county/>
- Furl, C., & Meredith, C. (2010). Perfluorinated Compounds in Washington Rivers and Lakes, Environmental Assessment Program, Washington State Department of Ecology, Available at <https://apps.ecology.wa.gov/publications/documents/1003034.pdf>.

- Haug, L. S., Huber, S., Schlabach, M., Becher, G., & Thomsen, C. (2011). Investigation on Per- and Polyfluorinated Compounds in Paired Samples of House Dust and Indoor Air from Norwegian Homes. *Environmental Science & Technology*, 45, 7991–7998. <https://doi.org/10.1021/es103456h>
- Hundal, Lakhwinder S, Kumar, K, Basta, N, C. A. E. (2011). Evaluating Exposure Risk to Trace Organic Chemicals in Biosolids. *BioCycle*, 52.
- Loganathan, B., Sajwan, K., Sinclair, E., Kumar, K., & Kannan, K. (2007). Perfluoroalkyl sulfonates and perfluorocarboxylates in two wastewater treatment facilities in Kentucky and Georgia. *Water Research*, 41, 4611–4620. <https://doi.org/10.1016/J.WATRES.2007.06.045>
- Lono-Batura, Maile, Beecher, Ned, Franciosi, F, Riggs, M. (2018). Proposed ADEC Amendments to 18 AAC 75-Setting Cleanup Levels for PFAS, available at https://static1.squarespace.com/static/54806478e4b0dc44e1698e88/t/5be06915cd83666b73a1054c/1541433624189/NWBiosolidsNEBRAUSCCWORCCComments-AK_DECSoilStndsPFAS-2Nov2018.pdf.
- Maine Department of Environmental Protection. (2018). Maine Solid Waste Management Rules: Chapter 418 Beneficial Use of Solid Wastes Appendix A Screening Levels for Beneficial Use. Retrieved from <https://www.maine.gov/dep/bep/2018/01-09-18/06-096> Ch. 418 Clean for Adoption.pdf
- Masunaga, S. (2017). Effect of Oxidation Time on the Quantification of Total Perfluoroalkyl Acid Precursors by Potassium Persulfate - Hydroxyl Radical Method. SETAC 2017 Poster Session. Retrieved from <http://globe.setac.org/wp-content/uploads/2018/07/SETAC-Minneapolis-program-v3-4.pdf>
- Northwestern University. (n.d.). Per - and Polyfluoroalkyl substances, The social discovery of a class of emerging contaminants. Decatur, Alabama. Retrieved August 14, 2019, from <https://pfasproject.com/decatour-alabama/>
- Pannu, M. W., O'Connor, G. A., & Toor, G. S. (2012). Toxicity and bioaccumulation of biosolids-borne triclosan in terrestrial organisms. *Environmental Toxicology and Chemistry*, 31, 646–653. <https://doi.org/10.1002/etc.1721>
- Renner, R. (2009). EPA finds record PFOS, PFOA levels in Alabama grazing fields. *Environmental Science & Technology*, 43, 1245–1246. <https://doi.org/10.1021/es803520c>
- Resek, E. (2018). Personal communication. Phone call with Peter Severtson, Washington Department of Ecology, and Elizabeth Resek, United States Environmental Protection Agency, Biosolids Program Lead. 2018.
- Sepulvado, J. G., Blaine, A. C., Hundal, L. S., & Higgins, C. P. (2011). Occurrence and Fate of Perfluorochemicals in Soil Following the Land Application of Municipal Biosolids. *Environmental Science & Technology*, 45, 8106–8112. <https://doi.org/10.1021/es103903d>
- Severtson. (2017). Washington State Department of Ecology biosolids land application data, GIS data summary.

- Snyder, E. H., O'Connor, G. A., & McAvoy, D. C. (2010). Measured physicochemical characteristics and biosolids-borne concentrations of the antimicrobial Triclocarban (TCC). *Science of The Total Environment*, 408, 2667–2673.
<https://doi.org/10.1016/j.scitotenv.2010.03.001>
- Stahl, T., Heyn, J., Thiele, H., Hüther, J., Failing, K., Georgii, S., & Brunn, H. (2009). Carryover of Perfluorooctanoic Acid (PFOA) and Perfluorooctane Sulfonate (PFOS) from Soil to Plants. *Archives of Environmental Contamination and Toxicology*, 57, 289–298.
<https://doi.org/10.1007/s00244-008-9272-9>
- Ulrich, H., Freier, K. P., & Gierig, M. (2016). Getting on with persistent pollutants: Decreasing trends of perfluoroalkyl acids (PFAAs) in sewage sludge. *Chemosphere*, 161, 527–535.
<https://doi.org/10.1016/j.chemosphere.2016.07.048>
- U.S. Environmental Protection Agency (EPA). (1992a). Biosolids Reference Sheet. Retrieved from <https://www.epa.gov/sites/production/files/documents/handbook2.pdf>
- U.S. Environmental Protection Agency (EPA). (1992b). Final Report, Statistical Support Documentation for the 40 CFR, Part 503, Final Standards for the Use or Disposal of Sewage Sludge, Vol. 1., November 11, 1992. Retrieved from https://www.epa.gov/sites/production/files/2015-04/documents/statistics_1992_support_document_-_biosolids_vol_i.pdf
- U.S. Environmental Protection Agency (EPA). (1995). Guide to the Biosolids Risk Assessments for the EPA Part 503 Rule, EPA publication, 832/B-93/005. Retrieved from <https://www.epa.gov/sites/production/files/2018-11/documents/guide-biosolids-risk-assessments-part503.pdf>
- U.S. Environmental Protection Agency (EPA). (2007). U.S. EPA's 2001 National Sewage Sludge Survey, EPA-822-R-07-006. Retrieved from <https://www.epa.gov/sites/production/files/2018-11/documents/2001-tnsss-report.pdf>
- U.S. Environmental Protection Agency (EPA). (2009). Targeted National Sewage Sludge Survey Overview Report. Retrieved from <https://nepis.epa.gov/Exe/ZyPDF.cgi/P1005KUR.PDF?Dockey=P1005KUR.PDF>
- U.S. Environmental Protection Agency (EPA). (2016). Drinking Water Health Advisories for PFOA and PFOS. Retrieved from <https://www.epa.gov/ground-water-and-drinking-water/drinking-water-health-advisories-pfoa-and-pfos#:~:text=EPA's health advisory level for,and PFOS in drinking water.>
- U.S. Environmental Protection Agency (EPA). (2018a). EPA Actions to Address PFAS. Retrieved from <https://www.epa.gov/pfas/epa-actions-address-pfas>
- U.S. Environmental Protection Agency (EPA). (2018b). EPA Fact Sheet: 2010/2015 PFOA Stewardship Program. Retrieved from <https://www.epa.gov/assessing-and-managing-chemicals-under-tsca/fact-sheet-20102015-pfoa-stewardship-program>

- Venkatesan, A. K., & Halden, R. U. (2013). National inventory of perfluoroalkyl substances in archived U.S. biosolids from the 2001 EPA National Sewage Sludge Survey. *Journal of Hazardous Materials*, 252–253, 413–418. <https://doi.org/10.1016/j.jhazmat.2013.03.016>
- Washington, J. W., Yoo, H., Ellington, J. J., Jenkins, T. M., & Libelo, E. L. (2010). Concentrations, Distribution, and Persistence of Perfluoroalkylates in Sludge-Applied Soils near Decatur, Alabama, USA. *Environmental Science & Technology*, 44, 8390–8396. <https://doi.org/10.1021/es1003846>
- Weston & Sampson. (2018). Wastewater Treatment Facility and Landfill Leachate PFAS Sampling Various Locations, Northern Vermont,. Report to J. Schmelzer, VT DEC, May 3, 2018.
- Wood, R. (2018). Personal Communication. Phone call with Peter Severtson, Washington Department of Ecology, and Rebecca Wood, Washington Department of Ecology, Manchester Environmental Laboratory—Laboratory Accreditation Unit Supervisor. 2018.
- Zareitalabad, P., Siemens, J., Hamer, M., & Amelung, W. (2013). Perfluorooctanoic acid (PFOA) and perfluorooctanesulfonic acid (PFOS) in surface waters, sediments, soils and wastewater – A review on concentrations and distribution coefficients. *Chemosphere*, 91, 725–732. <https://doi.org/10.1016/j.chemosphere.2013.02.024>

List of acronyms

General acronyms

Table 77. Acronyms found in the biosolids appendix.

Acronym	Definition
ADEC	Alaska Department of Environmental Conservation
BAF	Bioaccumulation factor
Cd	Cadmium
CFR	Code of Federal Regulations
cm	Centimeter
CWA	Clean Water Act
Ecology	Washington State Department of Ecology
EPA	United States Environmental Protection Agency
EU	European Union
F _{oc}	Fraction of organic carbon in soil or fraction of organic matter
ha	Hectare
Kg	Kilogram
K _{oc}	Degree of molecular sorption or organic-carbon partitioning coefficient
LOQ	Level of quantification
Mg	Megagram
ng/g	Nanograms per gram
µg	Microgram
µg/kg	Microgram per kilogram
NHANES	National Health and Nutrition Examination Surveys
NRC	National Research Council
NSSS	National Sewage Sludge Survey
POTW	Publicly owned treatment works
TOP	Total oxidizable precursor
U.S.	United States
WAC	Washington Administrative Code
WWTP	Wastewater treatment plant

Chemical names

Table 78. Chemical name acronyms found in the biosolids appendix, excluding the acronyms found in the table above.

Acronym	Chemical Name
11Cl-PF3OUdS	11-chloroeicosafluoro-3-oxaundecane-1-sulfonic acid
FTOH	Fluorotelomer alcohol
PFAA	Perfluoroalkyl acid
PFAS	Per- and polyfluorinated alkyl substances
PFBS	Perfluoro butane sulfonate
PFOA	Perfluorooctanoic acid
PFOS	Perfluorooctane sulfonate

Appendix 9: Regulations

9.0 Overview

9.0.1 Findings

Washington state currently implements the following laws and regulations to reduce per- and polyfluoroalkyl substances (PFAS):

- Chapter [70A.400](#)¹⁶⁰ Revised Code of Washington (RCW): Firefighting Agents and Equipment Toxic Chemical Use Law.
- Chapter [70A.222](#)¹⁶¹ RCW: Packages Containing Metals and Toxic Chemicals Law.
- Chapter [70A.300](#)¹⁶² RCW and Chapter [173-303](#)¹⁶³ Washington Administrative Code (WAC): Dangerous waste regulations.
- Chapter [173-333](#)¹⁶⁴ WAC: Persistent Bioaccumulative Toxics (PBT) Chemical Action Plans (CAPs).
- Chapter [70A.430](#)¹⁶⁵ RCW and Chapter [173-334](#)¹⁶⁶ WAC: Children’s Safe Products Act.
- Chapter [70A.350](#)¹⁶⁷ RCW: Pollution Prevention for Healthy People and Puget Sound Act.

The following regulatory activities are in progress to address PFAS risk:

- Chapter [246-290](#)¹⁶⁸ WAC: Considering setting drinking water standards for five PFAS in Group A Public Water Supplies.

Regulatory actions at the federal level include:

- Adopting voluntary phase out and stewardship programs to eliminate perfluorooctane sulfonic acid (PFOS) and perfluorooctanoic acid (PFOA) from commerce in the U.S.
- Developing recommendations for addressing contaminated groundwater and establishing screening levels for PFOS and PFOA.
- Establishing Lifetime Drinking Water Health Advisory levels for PFOS and PFOA.
- Removing two PFAS from the list of approved substances for oil and water repellants for paper and paperboard for use in contact with food.
- Requiring reporting for certain PFAS under Toxics Release Inventory (TRI).
- Implementing various provisions related to military use of products containing PFAS.

¹⁶⁰ <https://app.leg.wa.gov/rcw/default.aspx?cite=70A.400&full=true>

¹⁶¹ <https://app.leg.wa.gov/rcw/default.aspx?cite=70A.222&full=true>

¹⁶² <https://app.leg.wa.gov/rcw/default.aspx?cite=70A.300&full=true>

¹⁶³ <https://apps.leg.wa.gov/wac/default.aspx?cite=173-303>

¹⁶⁴ <https://apps.leg.wa.gov/wac/default.aspx?cite=173-333>

¹⁶⁵ <https://app.leg.wa.gov/rcw/default.aspx?cite=70A.430&full=true>

¹⁶⁶ <https://apps.leg.wa.gov/wac/default.aspx?cite=173-334>

¹⁶⁷ <https://app.leg.wa.gov/rcw/default.aspx?cite=70A.350&full=true>

¹⁶⁸ <https://apps.leg.wa.gov/wac/default.aspx?cite=246-290>

9.0.2 Introduction

This appendix summarizes Washington state laws and regulations that currently apply to PFAS. The Washington State Department of Ecology (Ecology) administers state and federal laws designed to protect Washington's land, air, and water. Additional discussion is provided of drinking water rulemaking currently underway by the Washington State Department of Health (Health), and two executive orders which also address reducing PFAS exposure and risks. Federal regulations and guidance are also discussed. Finally, resources for understanding PFAS regulations elsewhere in the U.S. and other countries are provided.

Regulatory activity surrounding certain PFAS is developing rapidly. It is outside the scope of this CAP to identify all requirements beyond those applicable in Washington state.

9.1 Washington state laws and regulations

Several Washington state laws, regulations, and executive orders apply to specific PFAS or to PFAS as a class, as summarized in Table 79.

Table 79. Washington laws, regulations, and executive orders applicable to PFAS.

Regulation	Responsible agency	Reference
Pollution Prevention for Healthy People and Puget Sound Act Law	Ecology, in consultation with Health	Chapter 70A.350 RCW
Firefighting Agents And Equipment—Toxic Chemical Use Law	Ecology	Chapter 70A.400 RCW
Packages Containing Metals And Toxic Chemicals Law	Ecology	Chapter 70A.222 RCW
Children's Safe Products Act	Ecology, in consultation with Health	Chapter 70A.430 RCW
Dangerous Waste Regulations Rule	Ecology	Chapter 173-303 WAC
Persistent Bioaccumulative Toxins Rule	Ecology, in consultation with Health	Chapter 173-333 WAC
Children's Safe Products Act Reporting Rule	Ecology, in consultation with Health	Chapter 173-334 WAC
Group A Public Water Supplies Rule	Health	Chapter 246-290 WAC
Governor's Executive Order	All state agencies	EO 04-01
Governor's Executive Order	All state agencies	EO 18-01

9.1.1 Washington state laws

Chapter 70A.430 RCW

The Children's Safe Products Act (CSPA), Chapter [70A.430](#)¹⁶⁹ RCW, authorized Ecology, in consultation with Health to develop a list of chemicals of high concern (CHCC) to children and a process for manufacturers to report on the presence of CHCCs in children's products. Manufacturers are required to annually report the presence of listed chemicals present in children's products sold in Washington state. Annual reports include the manufacturer name, product category and component, chemical function, and concentration. The Children's Safe Products Reporting Rule (WAC [173-334-130](#)¹⁷⁰) included PFOS in the list of CHCCs to children upon initial rule adoption in 2011. PFOA was added to the reporting list in 2017.

Chapter 70A.350 RCW

Chapter [70A.350](#)¹⁷¹ RCW, implemented through the [Safer Products for Washington program](#),¹⁷² creates a process for Ecology, in consultation with Health, to regulate classes of chemicals in consumer products. The law designates PFAS as a priority chemical class in the first five-year cycle of the program. The law requires Ecology, in consultation with Health, to designate priority chemicals, identify products that contain these chemicals, determine regulatory actions, and, if needed, adopt rules to implement regulatory actions. Chemical restrictions require that safer alternatives are feasible and available.

The law outlines steps that involve stakeholder consultation, legislative reporting, and rulemaking. Ecology published a [draft report](#)¹⁷³ in January 2020 and a [final report](#)¹⁷⁴ in July 2020 recommending priority consumer products for further research, including carpeting and rugs, aftermarket stain and water resistance treatments, and leather and textile furnishings containing PFAS.

Chapter 70A.400 RCW

Firefighting Agents and Equipment Toxic Chemical Use law (Chapter [70A.400](#)¹⁷⁵ RCW) applies restrictions to Class B firefighting foam (i.e., PFAS-containing firefighting foam) and PFAS-containing firefighting personal protective equipment. PFAS in this law is defined as a class of fluorinated organic chemicals containing at least one fully fluorinated carbon atom. The law bans the use of PFAS-containing firefighting foam for training purposes by any user as of July 1, 2018. Starting in July 2020, purchase of PFAS-containing firefighting foam is not allowed by most users, including municipal fire departments. Exceptions to the purchase restrictions include federally required purchases (for example, military or federally certified airports), petroleum refineries, and chemical plants. The law requires notification to purchasers of

¹⁶⁹ <https://app.leg.wa.gov/rcw/default.aspx?cite=70A.430&full=true>

¹⁷⁰ <https://apps.leg.wa.gov/wac/default.aspx?cite=173-334-130>

¹⁷¹ <https://app.leg.wa.gov/rcw/default.aspx?cite=70A.350&full=true>

¹⁷² <https://ecology.wa.gov/Safer-Products-WA>

¹⁷³ <https://apps.ecology.wa.gov/publications/documents/2004004.pdf>

¹⁷⁴ <https://apps.ecology.wa.gov/publications/documents/2004019.pdf>

¹⁷⁵ <https://app.leg.wa.gov/rcw/default.aspx?cite=70A.400&full=true>

firefighting personal protective equipment if PFAS is used in that equipment and serves a protective function. Ecology is required to enforce these requirements.

In 2020, the law was amended in three ways (Engrossed Substitute H.B. 2265, 2020). First, the allowance for federal facilities (including Department of Defense (DOD) facilities and airports) to purchase PFAS-containing foam will end two years after federal regulations are amended to allow the use of non-PFAS foams. After that date, federal facilities will be required to use non-PFAS foams that comply with the new federal regulation.

Second, 18 months after the federal regulations change, airports will be required to inform Ecology about their ability to switch to non-PFAS foams and Ecology may provide additional time for them to comply with the non-PFAS foam requirements.

Finally, the restriction on purchases of PFAS-containing foams do not apply to oil terminals, oil refineries, and chemical plants until 2024, and extensions may be approved by Ecology under certain circumstances.

Chapter 70A.222 RCW

Packages Containing Metals and Toxic Chemicals law (Chapter [70A.222](#)¹⁷⁶ RCW) prohibits PFAS in paper or paperboard food packaging where safer alternatives for specific applications have been determined to exist. PFAS in this law is defined as a class of fluorinated organic chemicals containing at least one fully fluorinated carbon atom. Ecology is required to identify whether safer alternatives to PFAS in food packaging are available, through the completion of an alternatives assessment. A ban on specific PFAS in food packaging takes effect in January 2022 if Ecology identifies that safer alternatives are available for those food packaging applications. If Ecology does not identify safer alternatives, Ecology must review its analysis annually and resubmit findings to the Legislature. The prohibition for specific food packaging applications takes effect two years after the submittal of Ecology's report.

9.1.2 Washington state rules

Chapter 173-303 WAC

Under state hazardous waste law (Chapter [70A.300](#)¹⁷⁷ RCW), Washington regulates the designation, handling, and disposal of hazardous waste under the state's Dangerous Waste Regulations (WAC [173-303](#)¹⁷⁸). These regulations include a category of state-only dangerous waste based on either toxicity or persistence. Halogenated organic compounds are state-only persistent wastes. All PFAS are halogenated, therefore any waste containing PFAS at concentrations above 100 parts per million (ppm) designates as a state-only dangerous waste and must be handled and disposed as required by the Dangerous Waste Regulations. [Appendix 3: Sources and Uses, Section 3.4.4 Dangerous waste disposal reports](#), provides a summary of dangerous waste disposal records submitted to Ecology reporting use of firefighting foams.

¹⁷⁶ <https://app.leg.wa.gov/rcw/default.aspx?cite=70A.222&full=true>

¹⁷⁷ <https://app.leg.wa.gov/rcw/default.aspx?cite=70A.300&full=true>

¹⁷⁸ <https://apps.leg.wa.gov/wac/default.aspx?cite=173-303>

Chapter 173-333 WAC

Under the authority of 2004 c276, Executive Order (EO) 04-01, and state hazardous waste law (Chapter [70A.300](#)¹⁷⁹ RCW), Ecology adopted a rule outlining the processes for efforts to reduce and phase out the uses, releases, and exposures to PBT chemicals. This rule includes a list of 28 PBT chemicals, chemical groups, or metals of concern to be considered for CAP development. PFOS and its salts are listed as a chemical group on the list of PBT chemicals in this rule. Table 80 summarizes these below.

Table 80. PFOS chemical group and selected salts identified in WAC [173-333-310](#).¹⁸⁰

CAS Number	Substance	Formula	R-Group
1763-23-1	Perfluorooctane sulfonic acid (PFOS)	C ₈ F ₁₇ SO ₃ H	SO ₃ H
29081-56-9	Perfluorooctane sulfonic acid, ammonium salt	C ₈ H ₄ F ₁₇ NO ₃ S	SO ₃ NH ₄
70225-14-8	Perfluorooctane sulfonic acid, diethanolamine salt	C ₁₂ H ₁₂ F ₁₇ NO ₅ S	C ₄ H ₁₂ NO ₅ S
29457-72-5	Perfluorooctane sulfonic acid, lithium salt	C ₈ F ₁₇ SO ₃ Li	SO ₃ Li
2795-39-3	Perfluorooctane sulfonic acid, potassium salt	C ₈ F ₁₇ SO ₃ K	SO ₃ K

Under the rule, Ecology consults with Health:

- To develop the PBT list.
- In creating a multi-year schedule for preparing caps.
- Regarding all portions of the CAP related to human health exposure.
- On public information materials addressing food safety issues.

Ecology and Health work together on CAP development, collaborating with an external advisory committee to identify, characterize, and evaluate uses and releases of PBTs. CAPs recommend actions to protect human health or the environment, including actions to reduce and phase out uses and releases of the PBT, such as through the use of safer alternatives. Ecology and Health have completed five CAPs: mercury, lead, polyaromatic hydrocarbons, flame retardants, and polychlorinated biphenyls.

¹⁷⁹ <https://app.leg.wa.gov/rcw/default.aspx?cite=70A.300&full=true>

¹⁸⁰ <https://apps.leg.wa.gov/wac/default.aspx?cite=173-333-310>

Chapter 173-334 WAC

The Children's Safe Products Act (CSPA) (Chapter [70A.430](#)¹⁸¹ RCW) authorized Ecology, in consultation with Health to develop a CHCC list and a process for manufacturers to report on the presence of those chemicals in children's products. Ecology is responsible for collecting annual reports from manufacturers, maintaining an online database of reports received, enforcing compliance with the WAC, and taking the lead on administrative processes to revise the CHCC list. Ecology consults with Health during modifications of the CHCC list. The CSPA Reporting Rule chemical list includes PFOS and its salts, and PFOA and related substances in the list of 85 chemicals of high concern to children (WAC [173-334-130](#)¹⁸²). PFOS and its salts was included in the first list of reporting chemicals adopted in rule in 2011. PFOA and related substances was added to the reporting list in 2017.

Manufacturers are required to annually report the presence of PFOS or PFOA in children's products sold in Washington State. Annual reports include the manufacturer name, product category and component, chemical function, and concentration. [Appendix 3: Sources and Uses, Section 3.3.1 PFAS in children's products](#), provides a summary of the PFOS and PFOA reported in children's products.

Chapter 246-290 WAC

In December 2017, the Washington State Board of Health started rulemaking for Chapter [246-290](#)¹⁸³ WAC Group A Public Water Supplies, to consider setting a standard for certain PFAS. The draft rule released for public comment in November 2019 included state action levels for five PFAS: PFOA, PFOS, perfluorononanoic acid (PFNA), perfluorohexane sulfonate (PFHxS), and perfluorobutane sulfonate (PFBS). It also included requirements for testing and reporting results to the Department of Health and for public notification, follow-up monitoring, and other actions when PFAS are detected. The rulemaking is intended to improve public health protection by setting a regulatory standard for PFAS chemicals in Washington for Group A public water systems. See [Appendix 7: Health](#) for additional information.

9.1.3 Executive orders

EO 04-01

In 2004, Governor Locke issued EO 04-01, requiring Ecology to establish, through rulemaking, specific criteria for use in identifying persistent, toxic chemicals that pose human health or environmental impacts in Washington state, and a clear process for developing chemical action plans to address those impacts (EO 04-01, 2004). Ecology developed Chapter [173-333](#)¹⁸⁴ WAC in response to this EO.

The EO also ordered the Department of General Administration's Office of State Procurement (now called Department of Enterprise Services) to make available for purchase and use by all

¹⁸¹ <https://app.leg.wa.gov/rcw/default.aspx?cite=70A.430&full=true>

¹⁸² <https://apps.leg.wa.gov/wac/default.aspx?cite=173-334-130>

¹⁸³ <https://apps.leg.wa.gov/wac/default.aspx?cite=246-290>

¹⁸⁴ <https://apps.leg.wa.gov/wac/default.aspx?cite=173-333>

state agencies equipment, supplies, and other products that do not contain persistent, toxic chemicals unless there is no feasible alternative. State agencies were also ordered to reduce the use and purchase of products that contain PBT compounds (EO 04-01, 2004). As a result of the implementation of this EO, several state purchasing efforts have focused on reducing the presence of PBTs in state products. State purchasing preferences efforts related to PFAS have focused on PFAS-free carpet and food packaging (Simcich, 2020).

EO 18-01

In 2018, Governor Inslee issued EO 18-01, including the requirement that state agencies produce simple, clear, and targeted guidance that ensures agency compliance with environmentally preferable purchasing including opportunities for toxics reduction (EO 18-01, 2018).

9.2 Federal

Federal agencies that regulate PFAS include the Environmental Protection Agency (EPA), Food and Drug Administration (FDA), and Agency for Toxic Substances and Disease Registry (ATSDR). DOD is also required to track and reduce PFAS emissions resulting from its activities. The following EPA regulatory actions summarized in the Interstate Technology & Regulatory Council (ITRC) Fact Sheet (ITRC, 2020a) are not repeated in this document (refer to [Appendix 7: Health](#) or ITRC for more discussion):

- Lifetime health advisory of 70 nanograms per liter (parts per trillion) under the Safe Drinking Water Act (SDWA).
- Unregulated contaminant monitoring rule data under the SDWA.
- PFAS reported at 14 sites under the Comprehensive Environmental Response, Compensation, and Liability Act (CERCLA).

Since issuance of the Draft CAP in the fall of 2020, federal agencies and legislators have placed additional emphasis on acting on PFAS. The summary below primarily identifies adopted legislation and completed regulatory activity. It is not an exhaustive list of planned or ongoing PFAS-related activity by federal agencies.

9.2.1 Environmental Protection Agency

PFAS are not currently regulated under the Resource Conservation and Recovery Act (RCRA), nor the Clean Air Act (CAA) or through numeric standards under the Clean Water Act (CWA). Nevertheless, EPA has initiated various PFAS-related activities as articulated in its 2019 PFAS Action Plan (EPA, 2019a, 2020a). The plan includes four main actions:

- Initiating steps to evaluate the need for a maximum contaminant level (MCL) for PFOA and PFOS.
- Beginning the steps to propose designating PFOA and PFOS as “hazardous substances” through available federal statutory mechanisms.
- Developing groundwater cleanup recommendations for PFOA and PFOS at contaminated sites.

- Developing toxicity values or oral reference doses for Hexafluoropropylene oxide dimer acid (HFPO-DA, also known as GenX) chemicals and PFBS.

The plan also identifies actions related to the development of new analytical methods, promulgating Significant New Use Rules (SNURs), and using enforcement actions to help manage PFAS risk.

Voluntary actions

PFOS voluntary phase-out

The 3M Company, the only U.S. manufacturer of PFOS, voluntarily phased out manufacture and use of PFOS in the U.S. in 2000 (EPA, 2000). 3M substantially completed the phase out of PFOA and PFOS in its products in the U.S. by 2002 (3M, 2020; Rutherford, 2019). These PFAS were further regulated under the Toxic Substances Control Act (TSCA) as described below.

PFOA stewardship program

EPA and eight major fluoropolymer and fluorotelomer manufacturers established a Voluntary PFOA Stewardship Program in 2006. Participants include Arkema, Asahi Glass, Ciba (now BASF), Clariant (now Archroma), Daikin, DuPont, 3M/Dyneon, and Solvay Solexis. Manufacturers agreed to reduce PFOA, precursor chemicals, and related higher homologue chemicals by 95% no later than 2010. The agreement committed companies to work toward eliminating PFOA emissions and products by 2015. All participating companies state that they met the PFOA Stewardship Program goals (EPA, 2018).

Interim recommendations for addressing contaminated groundwater

On December 19, 2019, EPA issued interim recommendations for addressing groundwater contaminated with PFOA and/or PFOS at sites being evaluated and addressed under federal cleanup programs, including programs for cleanup under CERCLA and RCRA (EPA, 2019b). The guidance recommends:

- Using a screening level of 40 parts per trillion (ppt) to determine if PFOA and/or PFOS is present at a site and may warrant further attention.
- Using EPA's PFOA and PFOS Lifetime Drinking Water Health Advisory level of 70 ppt as the preliminary remediation goal (PRG) for contaminated groundwater that is a current or potential source of drinking water, where no state or tribal MCL or other applicable or relevant and appropriate requirements (ARARs) are available or sufficiently protective.

In July 2021, the House of Representatives passed the PFAS Action Act of 2021 ([H.R. 2467](https://www.congress.gov/bill/117th-congress/house-bill/2467)¹⁸⁵). As of July 2021, the Senate has not taken up companion legislation. Among other requirements, the PFAS Action Act of 2021 would require EPA to designate PFAS chemicals as hazardous substances under CERCLA within one year of enactment of the legislation.

¹⁸⁵ <https://www.congress.gov/bill/117th-congress/house-bill/2467>

CERCLA imposes liability on responsible parties for response costs incurred in the cleanup of sites contaminated with hazardous substances. Designating the family of PFAS chemicals as “hazardous substances” would trigger cleanups of contaminated groundwater under CERCLA.

Toxic Substances Control Act

Significant New Use Rules

Under the provisions of TSCA, EPA has issued Significant New Use Rules (SNUR), to require notification regarding use, or restricting the use, of certain PFAS as follows (EPA, 2020d):

- March 11, 2002: SNUR requiring notification to EPA before any future manufacture (including import) of 13 PFAS chemicals specifically included in the voluntary phase out of PFOS by 3M that took place between 2000 and 2002—allowing the continuation of a few specifically limited uses.
- December 9, 2002: SNUR requiring notification to EPA before any future manufacture (including import) of 75 PFAS chemicals specifically included in the voluntary phase out of PFOS by 3M that took place between 2000 and 2002—allowing the continuation of a few specifically limited uses.
- October 9, 2007: SNUR addressing 183 PFAS chemicals believed to no longer be manufactured (including imported) or used in the United States.
- October 22, 2013: SNUR requiring companies to report all new uses (including import) of certain PFOA related chemicals as part of carpets.
- January 2015: EPA proposed a SNUR requiring persons who import a subset of articles containing long-chain perfluoroalkyl carboxylate and perfluoroalkyl sulfonate (LCPFAC) substances (as well as their salts and precursors) to notify EPA (Significant New Use Rule, 2015). The supplement would narrow the application of the LCPFAC SNUR to the subset of articles where the LCPFAC are part of a surface coating.
- March 2, 2020: EPA published its proposed rule in the Federal Register regarding supplementation of its 2015 PFAS SNUR Significant New Use Rule (EPA Supplemental Proposal, 2020). The supplement would require importers to notify EPA at least 90 days before beginning the import of such articles. Upon notification, EPA would begin evaluation of the conditions of use. Manufacturing (including import) or processing for the use would be prohibited until EPA has conducted a review of the notice, made an appropriate determination on the notice, and taken such actions as are required in association with that determination. This SNUR became final in June 2020 (EPA, 2020e).

New Chemical Review

Since 2000, EPA has also reviewed substitutes for PFOA and PFOS and other long-chain PFAS under TSCA Section 5, New Chemical Program Review. EPA reviews the new substances to identify whether the range of toxicity, fate, and bioaccumulation issues that have caused past concerns with PFAS may be present, as well as any issues that may be raised by new chemistries, in order to ensure that the new chemical may not present an unreasonable risk to health or the environment (EPA, 2020f). For those substances allowed to be manufactured or to enter the market, EPA issues TSCA Section 5(e) consent orders. These consent orders establish, for example, conditions on testing, release monitoring, and use specification. As of March and

April 2021, EPA is implementing new review processes to address potential chemical risks, and on issuing low volume exemptions respectively (EPA, 2021b, 2021c).

National Defense Authorization Act (NDAA) for Fiscal Year 2020

The NDAA includes PFAS-related mandates for both EPA and DOD. [Section 9.2.4](#) below addresses DOD requirements.

Effective January 1, 2020, Section 7321 of the NDAA includes 172 PFAS in the TRI, which are subject to TRI reporting due July 2021 for calendar year 2020 data (EPA 2020b; EPA, 2020c). The NDAA establishes TRI manufacturing, processing, and otherwise use reporting thresholds of 100 pounds for each of the listed PFAS. EPA revised the Emergency Planning and Community Right to Know Act (EPCRA) Section 313 [list of reportable chemicals in the Code of Federal Regulations \(CFR\)](#)¹⁸⁶ to include the 172 PFAS in June 2020 (EPA, 2020i). Additionally, the NDAA provides a framework for PFAS to be added automatically to the TRI list on January 1 of the year following certain EPA actions (NDAA Section 7321(c)). For example, the NDAA automatically adds a PFAS to the TRI list in response to the EPA finalizing a toxicity value for it. In June 2021, EPA issued a [final rule incorporating three additional PFAS to the TRI list](#)¹⁸⁷ as a result of their being subject to a SNUR under TSCA (EPA, 2021h). Reporting for these three PFAS will be due by July 2022. The NDAA also instructs EPA to consider certain other PFAS for possible addition to the TRI list (EPA, 2020c).

Finally, EPA is directed to issue a “data rule” pursuant to section 8(a) of TSCA by January 1, 2023, requiring PFAS manufacturers to submit existing information concerning the environmental and health effects and estimates of the number of people exposed to each PFAS. EPA initiated rule development on this requirement in July 2021 (EPA, 2021a).

Other regulatory activity

Ecology and Health continue to track ongoing regulatory activity by EPA, including (but not limited to) study results, guidance, data collection, analytical method development, and notices of rulemaking. Recent examples of such activity include:

- EPA recommendations regarding PFAS related conditions in EPA-issued NPDES permits (EPA, 2020g). (It should be noted, however, that these recommendations would not apply to Ecology-issued NPDES permits in Washington state.)
- Draft interim guidance on the destruction and disposal of PFAS and materials containing PFAS (EPA, 2020h).
- EPA studies of PFAS industrial sources and discharges (EPA, 2021d).
- Proposed fifth Unregulated Contaminant Monitoring Rule (UCMR5), which would provide data about 29 PFAS in the nation’s drinking water systems sampled during a 12-month period from January 2023 through December 2025 (EPA, 2021e).

¹⁸⁶ <https://www.govinfo.gov/content/pkg/FR-2020-06-22/pdf/2020-10990.pdf>

¹⁸⁷ <https://www.federalregister.gov/documents/2021/06/03/2021-11586/implementing-statutory-addition-of-certain-per-and-polyfluoroalkyl-substances-pfas-to-the-toxics>

- Final regulatory determinations to regulate PFOA and PFOS in order to begin the process to propose and promulgate a national primary drinking water standard activity (EPA, 2021f).
- Proposed rulemaking—CWA effluent limitations guidelines and standards for the organic chemicals, plastics, and synthetic fibers point source category (EPA, 2021g).

9.2.2 Food and Drug Administration (FDA)

The FDA regulates the safety of food, drugs, and cosmetics under the Federal Food, Drug, and Cosmetic Act (U.S. Code Title 21, Chapter 9). Ingredients added to food and indirect food additives regulated under the Food, Drug and Cosmetics Act include substances that migrate from food packaging materials (FDA, 2017). Since the 1960s, PFAS have been used as grease-proofing agents for food packaging such as fast-food wrappers, to-go boxes, and pizza boxes.

The FDA currently authorizes the use of PFAS in four application categories (FDA, 2020a):

- Non-stick cookware.
- Gaskets and o-rings used as a resin in forming certain parts used in food processing equipment where chemical and physical durability are necessary.
- As processing aides for manufacturing food contact polymers to reduce build-up on manufacturing equipment.
- As grease-proofing agents in fast food and pet food paper packaging applications.

In 2011, the FDA and several manufacturers reached a voluntary agreement to stop interstate distribution of products containing long-chain PFAS (FDA, 2017). In 2016, because the industry had discontinued the use, two PFAS were removed from the list of approved substances for oil and water repellants for paper and paperboard for use in contact with food (FDA, 2016). In July 2020, the FDA announced the voluntary phase-out of short-chain per- and polyfluoroalkyl substances (PFAS) that contain 6:2 fluorotelomer alcohol (6:2 FTOH) which may be found in certain food contact substances used as grease-proofing agents on paper and paperboard food packaging (FDA, 2020b). Three manufacturers agreed to a three-year phase-out of their sales of compounds that contain 6:2 FTOH for use as food contact substances in the U.S. beginning in 2021. It may take up to 18 months to exhaust existing stocks of products containing these food contact substances from the market following the three-year phase-out.

9.2.3 Agency for Toxic Substances and Disease Registry (ATSDR)

The ATSDR, under the U.S. Department of Health and Human Services, is an advisory health agency, working with other federal agencies, state and local jurisdictions, tribes, and healthcare providers. Its focus includes preventing harmful exposures to hazardous substances using the best science, taking responsive public health actions, and providing trusted health information to prevent harmful exposures and diseases related to toxic substances. In June 2018, ATSDR released a draft Toxicological Profile for 15 PFAS (ATSDR 2018). See [Appendix 7: Health](#) for more information.

9.2.4 Department of Defense

The NDAA included PFAS-related provisions related to military use of products containing PFAS chemicals. The legislation included (State Energy & Environmental Impact Center, 2020):

- Phasing out the use of AFFF after October 1, 2024, except where it is used on ships, in emergency responses, and in limited testing and training circumstances.
- Establishing conditions for incineration of AFFF, and how wastes from such destruction are to be managed.
- Requiring blood testing for PFAS chemicals as part of routine physicals for military firefighters.
- Authorizing DOD to temporarily supply uncontaminated water or treated water to agricultural users whose irrigation water is contaminated with PFAS chemicals from military installations, as well as acquire property within the vicinity of an Air Force base that has shown signs of contamination due to activities at the base.
- Promoting cooperation on and monitoring of PFAS contamination in water supplies with local and state governments.
- Requiring EPA to take action on PFAS chemicals under TSCA, and promulgating a rule to require any manufacturer that has produced PFAS chemicals since 2011 to maintain records and report on the production of PFAS chemicals under TSCA. EPA initiated rule development on this requirement in July 2021 (EPA, 2021a).
- Banning the use of PFAS chemicals in packaging of military field food rations after October 1, 2021.

Various branches of DOD have also implemented many initiatives to address PFAS contamination issues. For example, the Department of the Navy is implementing a comprehensive strategy to manage and address PFAS in drinking water on and off Navy installations, cleanup of perfluorooctanoic acid (PFOA) and perfluorooctane sulfonate (PFOS) contaminated sites, and destruction of legacy AFFF (DON, 2017). The strategy includes:

- Controlling, removing, and disposing AFFF (DON, 2016). The Department of the Navy intends to remove, dispose, and replace legacy AFFF that contains PFOS or PFOA once environmentally suitable substitutes are certified to meet MIL-SPEC requirements.
- Identifying potential areas of concern from use of AFFF for fire and emergency response and test and training activities.
- Testing for PFOS and PFOA in Navy public water systems to determine if PFAS are known or suspected to have been released within one mile of the water source.

In 2019, DOD established a task force to address PFAS issues related to its installations nationwide (DOD, 2019). The task force has focused on three goals (DOD, 2020):

- Mitigating and eliminating the use of the current AFFF.
- Understanding the impacts of PFAS on human health.
- Fulfilling its cleanup responsibility related to PFAS.

Research is being funded by DOD in many areas—for example, through its environmental research programs, the Strategic Environmental Research and Development Program (SERDP), and the Environmental Security Technology Certification Program (ESTCP) (SERDP, 2020).

9.3 Other U.S. PFAS regulations and advisories

There are many PFAS regulations, advisories, and criteria, and they are changing rapidly. The ITRC fact sheet on regulations and guidance provides a summary. Supplemental tables to this fact sheet are updated to track changes in state and federal criteria and guidance:

- ITRC PFAS regulations, guidance, and advisories fact sheets (ITRC, 2020a).
- ITRC PFAS Basis for PFOA and PFOS Values in Water established by ten U.S. states and Canada (ITRC, 2020b).
- Water and soil tables of regulations, guidance and advisories for PFAS by 23 U.S. states and 12 nations (ITRC, 2020c).

PFAS-related activities in other U.S. States have also been summarized by the Environmental Council of the States (ECOS) and the National Conference of State Legislatures (NCSL) (ECOS, 2020; NCSL, 2020). The EPA website also compiles [state PFAS resource information](#).¹⁸⁸ For example, in addition to developing standards or guidance for certain PFAS in drinking water, groundwater, surface water, and soil, states have adopted requirements to report the presence of certain PFAS in consumer products, restrict certain PFAS in firefighting foam applications, and implement fish consumption advisories.

9.4 International

ITRC tables described in Section 9.3 above identify international standards or guidance for PFAS in drinking water, groundwater, surface water, and soil. The OECD also maintains a list of PFAS risk reduction strategies, including regulations, implemented by [countries around the world](#).¹⁸⁹

¹⁸⁸ <https://www.epa.gov/pfas/us-state-resources-about-pfas>

¹⁸⁹ <https://www.oecd.org/chemicalsafety/portal-perfluorinated-chemicals/countryinformation/>

9.5 Data gaps and recommendations

9.5.1 Data Gaps

There are no data gaps specific to Washington state regulatory activity on PFAS. Additional information collected as a result of CAP recommendations may clarify whether additional regulatory action is required to minimize PFAS risks.

9.5.2 Recommendations

The following is a summary of recommendations in this CAP which may require legislative or agency regulatory action.

- Recommendation 3.3: Propose a ban on sale or import of products containing long-chain PFAAs in Washington state.
- Recommendation 3.3: Consider PFAS as a class when the list of chemicals of high concern to children (WAC [173-334-130](https://apps.leg.wa.gov/wac/default.aspx?cite=173-334-130)¹⁹⁰) is updated
- Recommendation 4.1: If study results warrant, Ecology could require that domestic or industrial wastewater treatment plants monitor for PFAS.
- Recommendation 4.2: If study results warrant, Ecology could update Chapter [173-350](https://apps.leg.wa.gov/wac/default.aspx?cite=173-350)¹⁹¹ WAC to require PFAS testing of leachate and landfill monitoring.

¹⁹⁰ <https://apps.leg.wa.gov/wac/default.aspx?cite=173-334-130>

¹⁹¹ <https://apps.leg.wa.gov/wac/default.aspx?cite=173-350>

References

- 3M. (2020). 3M's Commitment to PFAS Stewardship. Retrieved from https://www.3m.com/3M/en_US/pfas-stewardship-us/pfas-history/
- Agency for Toxic Substances and Disease Registry (ATSDR). (2018). Toxicological profile for Perfluoroalkyls. (Draft for Public Comment). Retrieved from <https://www.atsdr.cdc.gov/toxprofiles/tp.asp?id=1117&tid=237>
- Chapter 70A.222 RCW: Packages Containing Metals and Toxic Chemicals
- Chapter 70A.350 RCW: Pollution Prevention for Healthy People and Puget Sound Act
- Chapter 70A.400 RCW: Firefighting Agents and Equipment—Toxic Chemical Use
- Chapter 70A.430 RCW: Children's Safe Products
- Chapter 173-303 WAC: Dangerous Waste Regulations
- Chapter 173-333 WAC: Persistent Bio accumulative Toxins
- Chapter 173-334 WAC: Children's Safe Products Reporting Rule
- Chapter 246-290 WAC: Group A Public Water Supplies Rule
- Engrossed Substitute H.B. 2265, 66th Leg., Reg. Sess. (Wash. 2020)
- Environmental Council of the States (ECOS). (2020). ECOS White Paper: Processes and Considerations for Setting State PFAS Standards. Retrieved from <https://www.ecos.org/documents/ecos-white-paper-processes-and-considerations-for-setting-state-pfas-standards/>
- Executive Order 04-01: Persistent Toxic Chemicals
- Executive Order 18-01: State Efficiency and Environmental Performance
- Indirect food additives: paper and paperboard components, 81 Fed. Reg. 83672 (2016) (to be codified at 21 C.F.R pt. 176)
- Interstate Technology & Regulatory Council (ITRC). (2020a). Regulations, guidance, and advisories for per- and polyfluoroalkyl substances (PFAS). Retrieved from https://pfas-1.itrcweb.org/fact_sheets_page/PFAS_Fact_Sheet_Regulations_April2020.pdf
- Interstate Technology & Regulatory Council (ITRC). (2020b). Basis for PFOA and PFOS Values in Water established by 10 U.S. states and U.S. and Canada. Retrieved from https://pfas-1.itrcweb.org/fact_sheets_page/ITRCPFASBasisTables_March2020.xlsx
- Interstate Technology & Regulatory Council (ITRC). (2020c). Water and Soil Tables of Regulations, Guidance and Advisories for PFAS by 23 U.S. states and 12 nations. Retrieved from https://pfas-1.itrcweb.org/wp-content/uploads/2020/06/ITRCPFASWaterandSoilValuesTables_May2020.xlsx
- National Defense Authorization Act for Fiscal Year 2020, S. 1790, 116th Cong. (2019)

- National Conference of State Legislatures (NCSL). (2020). Per- and polyfluoroalkyl Substances (PFAS) | State Legislation. Accessed 3-20-2020 from <https://www.ncsl.org/research/environment-and-natural-resources/per-and-polyfluoroalkyl-substances-pfas-state-laws.aspx>
- Rutherford, D. (2019). Hearing on “The Devil They Knew: PFAS Contamination and the Need for Corporate Accountability, Part II.” Retrieved from <https://docs.house.gov/meetings/GO/GO28/20190910/109902/HHRG-116-GO28-20190910-QFR017.pdf>
- Significant New Use Rule: Long-Chain Perfluoroalkyl Carboxylate and Perfluoroalkyl Sulfonate Chemical Substances, 80 Fed. Reg. 13 (2015) (to be codified at 40 C.F.R. pt. 721)
- Significant New Use Rule, Supplemental Proposal: Long-Chain Perfluoroalkyl Carboxylate and Perfluoroalkyl Sulfonate Chemical Substances, 85 Fed. Reg. 42 (2020) (to be codified at 40 C.F.R. pt. 721)
- Simcich, T. (2020). Personal Communication. Meeting with Irina Makarow, Washington Department of Ecology, and Tina Simcich, Washington Department of Ecology, Solid Waste Management program. February 28, 2020.
- State Energy & Environmental Impact Center. (2020). PFAS Federal Legislation. *NYU School of Law*. Retrieved from <https://www.law.nyu.edu/centers/state-impact/press-publications/research-reports/pfas-federal-legislation#a60>,
- Strategic Environmental Research and Development Program (SERDP), & Environmental Security Technology Certification Program (ESTCP). (2020). SERDP and ESTCP Efforts on PFAS. Retrieved from https://map.serdp-estcp.org/Featured-Initiatives/Per-and-Polyfluoroalkyl-Substances-PFASs/pfas_efforts.pdf
- U.S. Department of Defense (DOD). (2019). Per- and Polyfluoroalkyl Substances Task Force. Retrieved from <https://media.defense.gov/2019/Aug/09/2002169524/-1/-1/1/PER-AND-POLYFLUOROALKYL-SUBSTANCES-TASK-FORCE.PDF>
- U.S. Department of Defense (DOD). (2020). Per- and Polyfluoroalkyl Substances (PFAS) Task Force Progress Report March 2020. Retrieved from <https://media.defense.gov/2020/Mar/13/2002264440/-1/-1/1/PFAS-TASK-FORCE-PROGRESS-REPORT-MARCH-2020.PDF>
- U.S. Department of the Navy (DON). (2016). Aqueous Film Forming Foam (AFFF) Control, Removals and Disposal. Retrieved from [http://www.secnav.navy.mil/eie/Documents/Aqueous-Film-Forming-Foam-\(AFFF\)-Control-Removal-and-Disposal-\(1\).pdf](http://www.secnav.navy.mil/eie/Documents/Aqueous-Film-Forming-Foam-(AFFF)-Control-Removal-and-Disposal-(1).pdf)
- U.S. Department of the Navy (DON). (2017). Department of the Navy (DON) is implementing a comprehensive strategy to manage and address Perfluorinated Compounds (PFC)/Perfluoroalkyl Substances (PFAS) issues. Retrieved from <https://www.secnav.navy.mil/eie/Pages/PFC-PFAS.aspx>

- U.S. Environmental Protection Agency (EPA). (2000). *EPA and 3M Announce Phase Out of PFOS*. https://archive.epa.gov/epapages/newsroom_archive/newsreleases/33aa946e6cb11f35852568e1005246b4.html
- U.S. Environmental Protection Agency (EPA). (2018). Fact Sheet: 2010/2015 PFOA Stewardship Program. Retrieved from <https://www.epa.gov/assessing-and-managing-chemicals-under-tsca/fact-sheet-20102015-pfoa-stewardship-program>
- U.S. Environmental Protection Agency (EPA). (2019a). EPA's per- and Polyfluoroalkyl Substances (PFAS) Action Plan. Retrieved from https://www.epa.gov/sites/production/files/2019-02/documents/pfas_action_plan_021319_508compliant_1.pdf
- U.S. Environmental Protection Agency (EPA). (2019b). Interim Recommendations to Address Groundwater Contaminated with Perfluorooctanoic Acid and Perfluorooctanesulfonate. Retrieved from https://www.epa.gov/sites/production/files/2019-12/documents/epas_interim_recomendations_for_addressing_groundwater_contaminated_with_pfoa_and_pfos_dec_2019.pdf
- U.S. Environmental Protection Agency (EPA). (2020a). EPA PFAS Action Plan: Program Update. Retrieved from https://www.epa.gov/sites/production/files/2020-01/documents/pfas_action_plan_feb2020.pdf
- U.S. Environmental Protection Agency (EPA). (2020b). Chemicals Added to the Toxics Release Inventory Pursuant to Section 7321 of the National Defense Authorization Act. Retrieved from https://www.epa.gov/sites/production/files/2020-02/documents/tri_non-cbi_pfas_list_2_19_2020_final_clean.pdf
- U.S. Environmental Protection Agency (EPA). (2020c). Addition of Certain PFAS to the TRI by the National Defense Authorization Act. Retrieved on March 20, 2020 from <https://www.epa.gov/toxics-release-inventory-tri-program/addition-certain-pfas-tri-national-defense-authorization-act>
- U.S. Environmental Protection Agency (EPA). (2020d). Risk Management for Per- and Polyfluoroalkyl Substances (PFAS) under TSCA. Retrieved on July 7, 2020 from <https://www.epa.gov/assessing-and-managing-chemicals-under-tsca/risk-management-and-polyfluoroalkyl-substances-pfas>
- U.S. Environmental Protection Agency (EPA). (2020e). Long-Chain Perfluoroalkyl Carboxylate and Perfluoroalkyl Sulfonate Chemical Substances; Significant New Use Rule (Final). Retrieved from https://www.epa.gov/sites/production/files/2020-06/documents/10010-44_prepubcopy_fr_doc_epa_admin_esign_2020-06-22final.pdf
- U.S. Environmental Protection Agency (EPA). (2020f). New Chemicals Program Review of Alternatives for PFOA and Related Chemicals. Retrieved from <https://www.epa.gov/assessing-and-managing-chemicals-under-tsca/new-chemicals-program-review-alternatives-pfoa-and>

- U.S. Environmental Protection Agency (EPA). (2020g). New Interim Strategy will address PFAS through Certain EPA-Issued Wastewater Permits. November 30, 2020. Retrieved from <https://www.epa.gov/newsreleases/new-interim-strategy-will-address-pfas-through-certain-epa-issued-wastewater-permits>
- U.S. Environmental Protection Agency (EPA). (2020h). Draft Interim Guidance on the Destruction and Disposal of Perfluoroalkyl and Polyfluoroalkyl Substances and Materials Containing Perfluoroalkyl and Polyfluoroalkyl Substances, December 18, 2020. Retrieved from <https://beta.regulations.gov/docket/EPA-HQ-OLEM-2020-0527/document>
- U.S. Environmental Protection Agency (EPA). (2020i). Implementing Statutory Addition of Certain Per- and Polyfluoroalkyl Substances; Toxic Chemical Release Reporting. Volume 85 Federal Register 37354. Retrieved from <https://www.govinfo.gov/content/pkg/FR-2020-06-22/pdf/2020-10990.pdf>
- U.S. Environmental Protection Agency (EPA). (2021a). Reporting and Recordkeeping for Perfluoroalkyl and Polyfluoroalkyl Substances under Section 8(a) of the Toxic Substances Control Act. June 27, 2021. Rulemaking Docket EPA-HQ-OPPT-2020-0549. Retrieved from <https://www.regulations.gov/docket/EPA-HQ-OPPT-2020-0549>
- U.S. Environmental Protection Agency (EPA). (2021b) Important Updates on EPA's TSCA New Chemicals Program. March 29, 2021. Retrieved from <https://www.epa.gov/chemicals-under-tsca/important-updates-epas-tsca-new-chemicals-program>
- U.S. Environmental Protection Agency (EPA). (2021c). EPA Announces Changes to Prevent Unsafe New PFAS from Entering Market. April 27, 2021. Retrieved from <https://www.epa.gov/chemicals-under-tsca/epa-announces-changes-prevent-unsafe-new-pfas-entering-market>
- U.S. Environmental Protection Agency (EPA). (2021d). Effluent Guidelines Program Plan 14. January 2021. Retrieved from https://www.epa.gov/sites/production/files/2021-01/documents/eg-plan-14_jan-2021.pdf
- U.S. Environmental Protection Agency (EPA). (2021e). Fifth Unregulated Contaminant Monitoring Rule. Retrieved from <https://www.epa.gov/dwucmr/fifth-unregulated-contaminant-monitoring-rule>
- U.S. Environmental Protection Agency (EPA). (2021f). Announcement of the Final Regulatory Determinations for Contaminants on the Fourth Drinking Water Contaminant Candidate List. Dockets EPA-HQ-OW-2019-0583 and FRL – 10019-70-OW. March 3, 2021. Retrieved from <https://www.federalregister.gov/documents/2021/03/03/2021-04184/announcement-of-final-regulatory-determinations-for-contaminants-on-the-fourth-drinking-water>

- U.S. Environmental Protection Agency (EPA). (2021g). Advance notice of proposed rulemaking. Clean Water Act Effluent Limitations Guidelines and Standards for the Organic Chemicals, Plastics and Synthetic Fibers Point Source Category. Dockets EPA-HQ-OW-2020-0582 and FRL 10019-06-OW. March 17, 2021. Retrieved from <https://www.federalregister.gov/documents/2021/03/17/2021-05402/clean-water-act-effluent-limitations-guidelines-and-standards-for-the-organic-chemicals-plastics-and>
- U.S. Environmental Protection Agency (EPA). (2021h). Implementing Statutory Addition of Certain Per- and Polyfluoroalkyl Substances (PFAS) to the Toxics Release Inventory Beginning With Reporting Year 2021. Volume 86 Federal Register 29698. Retrieved from <https://www.federalregister.gov/documents/2021/06/03/2021-11586/implementing-statutory-addition-of-certain-per--and-polyfluoroalkyl-substances-pfas-to-the-toxics>
- U.S. Food and Drug Administration (FDA). (2017). Packaging and Food Contact Substances (FCS). Retrieved from <https://www.fda.gov/Food/IngredientsPackagingLabeling/PackagingFCS/default.html>
- U.S. Food and Drug Administration (FDA). (2020a). Authorized uses of PFAS in food contact applications. October 20, 2020. Retrieved from <https://www.fda.gov/food/chemical-contaminants-food/authorized-uses-pfas-food-contact-applications>
- U.S. Food and Drug Administration (FDA). (2020b). FDA Announces the Voluntary Phase-Out by Industry of Certain PFAS Used in Food Packaging. July 31, 2020. Retrieved from <https://www.fda.gov/food/cfsan-constituent-updates/fda-announces-voluntary-phase-out-industry-certain-pfas-used-food-packaging>

List of acronyms

General acronyms

Table 81. Acronyms found in the regulations appendix.

Acronym	Definition
ARARs	Applicable or relevant and appropriate requirements
ATSDR	United States Agency for Toxic Substances and Disease Registry
CAA	Clean Air Act
CAP	Chemical Action Plan
CERCLA	Comprehensive Environmental Response, Compensation, and Liability Act
CFR	Code of Federal Regulations
CHCC	Chemicals of High Concern to Children
CSPA	Children's Safe Products Act
CWA	Clean Water Act
DOD	United States Department of Defense
Ecology	Washington State Department of Ecology
ECOS	Environmental Council of the States
EO	Executive Order
EPA	United States Environmental Protection Agency
EPCRA	Emergency Planning and Community Right to Know Act
FCN	Food contact notification
FDA	United States Food and Drug Administration
Health	Washington State Department of Health
ITRC	Interstate Technology & Regulatory Council
MCL	Maximum contaminant level
NCSL	National Conference of State Legislatures
NDAA	National Defense Authorization Act
OECD	Organisation for Economic Co-operation and Development
PBT	Persistent Bioaccumulative Toxic
ppm	Parts per million
ppt	Parts per trillion
PRG	Preliminary remediation goal
RCRA	Resource Conservation and Recovery Act
RCW	Revised Code of Washington
SDWA	Safe Drinking Water Act
SNUR	Significant new use rule
TRI	Toxics Release Inventory
TSCA	Toxic Substances Control Act
UCMR5	Fifth Unregulated Contaminant Monitoring Rule
U.S.	United States of America
WAC	Washington Administrative Code

Chemical Names

Table 82. Chemical name acronyms found in the regulations appendix, excluding the acronyms listed in the table above.

Acronym	Chemical Name
6:2 FTOH	6:2 fluorotelomer alcohol
HFPO-DA (GenX)	Hexafluoropropylene oxide dimer acid
LCPFAC	Long-chain perfluoroalkyl carboxylate and perfluoroalkyl sulfonate
PFAS	Per and polyfluorinated alkyl substances
PFBS	Perfluorobutane sulfonate
PFHxS	Perfluorohexane sulfonate
PFNA	Perfluorononanoic acid
PFOS	Perfluorooctane sulfonic acid
PFOA	Perfluorooctanoic acid

Appendix 10: Economic Analysis

10.0 Overview

10.0.1 Findings

Information about the costs of actions to reduce per- and polyfluoroalkyl substance (PFAS) exposure is limited, due to limited understanding about the extent and characteristics of PFAS contamination statewide, and the variability and often site-specific nature of actions considered. Some PFAS contamination is known and well characterized, while overall statewide contamination and associated cleanup actions are likely to be highly variable and require ongoing sampling and testing to fully characterize.

Moreover, the current status of mitigating ongoing impacts of contamination offers limited insight into overall costs of complete cleanup. Similarly, extent and understanding of the human health impacts of PFAS contamination are variable, and testing depends on factors ranging from individual test costs and bulk discounts, to affected population and duration of exposure before mitigation measures are taken. Public involvement and education can take many forms, and depends on the attributes and needs of the affected population. Finally, understanding of known existing sources and potential actions to reduce exposure suffers from limited information that clearly identifies products containing PFAS (or what kinds of PFAS they contain).

In light of these limitations, we have sought to provide what information is available. For some actions, this allowed for full quantification of some potential costs. For others, only illustrative examples were possible. Overall, potential costs of PFAS remediation and exposure mitigation are likely very significant, and beg the question of whether cleanup or ongoing mitigation is most feasible. Characterizing the extent of the problem, such as testing landfill leachate, is less costly, but does not include the costs of any necessary cleanup or other action identified as a result.

The greatest uncertainty in costs surrounds product purchasing, due to limited or absent ability to identify whether current products contain PFAS, and what PFAS-free alternatives are available. Absent testing, we were not able to identify which paints in state contracts contain PFAS. To the extent that shifting to consumer products labeled as more environmentally friendly, such as cleaning products and floor coverings, coincides with a shift away from PFAS-containing products, some products may double in price. Changing purchasing priorities for floor covering purchases in state and municipal contracts could increase costs by millions of dollars.

10.0.2 Introduction

The Persistent Bioaccumulative Toxins rule (Washington Administrative Code (WAC) [173-333\(3\)](#)¹⁹²) requires that, as part of any Chemical Action Plan (CAP), the Washington State Departments of Ecology (Ecology) and Health (Health) should “identify costs of implementing the recommendations. This may include a qualitative and/or quantitative analysis of the probable benefits and costs of the CAP.” This appendix is intended to meet these requirements. Here, we identify and estimate, to the extent possible, the costs of implementing the recommendations of the CAP. Where possible, we identify the resulting costs and benefits of implementing the recommendations.

Cost estimates in this appendix include external costs borne by parties other than Ecology or Health, which would not be funded through agency budget requests. Recommendations presented in the CAP identify estimates of agency implementation costs that could potentially be funded through additional budget allocations.

Our analyses compare potential actions to the current situation where no action is taken. This is the baseline, and it reflects legal requirements that exist regardless of whether proposed actions are taken (e.g., state dangerous waste regulations). The baseline can also include actions that are already planned or occurring (e.g., ongoing removal, disposal, and replacement of aqueous film forming foam (AFFF) at military facilities).

Because of developing knowledge about PFAS—from scientific research, to testing and identification, to understanding the extent of use and contamination—our ability to fully quantify implementation costs and resulting costs and benefits is limited. Where full quantification (total costs or benefits) was not possible, we have included what partial quantification was possible, such as unit costs, costs per event, or costs per firm. Where no quantification was possible, we have included qualitative discussion of impacts.

Recommended actions analyzed

- Action 1.1: Identify funding for PFAS drinking water mitigation.
- Action 1.2: Technical support for site characterization, source investigation, and mitigation at contaminated sites.
 - Ecology will continue to collaborate with and provide technical assistance to involved parties at PFAS contamination sites in the state. These efforts will help to better understand the sources, composition, and distribution of PFAS contamination in soil and water. This work will also inform evaluation of appropriate cleanup actions and their costs.
- Action 1.3: Support biomonitoring to support impacted residents and help answer important health questions.
- Action 2.2: Partner with local organizations in communities with contaminated water or contaminated sites.
- Action 2.3: Work to prevent PFAS releases from AFFF use and manufacturing processes.

¹⁹² <https://apps.leg.wa.gov/wac/default.aspx?cite=173-333>

- Ensure that industrial use of AFFF provides for containment procedures along with collection of AFFF and contaminated soil or sediment for proper designation and disposal. Costs to industrial users to collect and dispose of released PFAS-containing AFFF include plan development, employee training, methods for containment, and disposal of waste.
- Action 3.1: Reduce PFAS exposure from carpet and rugs, water and stain resistance treatments, and leather and textile furnishings.
 - Implement a purchasing preference policy for PFAS-free carpet. Work with vendors on the flooring contract to offer PFAS-free carpet on all state master contracts and all agency contracts.
- Action 3.3: Implement other reduction actions for PFAS in products.
 - Establish a purchasing preference policy for products free of intentionally added PFAS. Work with vendors to offer PFAS-free textiles, furniture, and paints. If possible, select products that do not have stain- or water-resistance, or use safer alternatives. Apply this policy to all state master contracts and all agency contracts.
- Action 4.2: Evaluate PFAS in landfill leachate.
 - For this action, Ecology would consider adding requirements for PFAS testing, monitoring, and reporting for landfill leachate emissions.

Additional options analyzed

In developing this CAP, Ecology considered additional actions that were ultimately not recommended. They include:

- Requiring municipal wastewater treatment plants (WWTPs) to test influent and effluent.
- Recommending that the Legislature require alternatives assessments for specific products.

10.1 Costs of recommended actions

Action 1.1 Identify funding for PFAS drinking water mitigation

When concentrations of PFAS above the health advisory are detected in a drinking water supply, mitigation is required to bring drinking water quality back into compliance. Mitigation activities incur unanticipated costs to water utilities in a variety of ways, including but not limited to:

- Emergency response to continue providing water services.
- Site-specific investigations to determine the location, extent, and source of PFAS contamination.
- Information campaigns to notify affected water users.
- Identification and development of appropriate technologies to reduce or remove contaminants in order to meet drinking water quality standards.
- Implementation and maintenance of such measures in the short and long term.
- Costs associated with disposal of waste streams containing PFAS resulting from drinking water treatment.

In the short term, clean water may need to be supplied by purchase of drinking water from a neighboring system or distribution of bottled water to customers. Longer term mitigation measures focus on finding and accessing more permanent clean water sources or installing additional equipment, such as an expensive filtration system to remove PFAS, to treat water to meet applicable standards (see [Appendix 4: Fate and Transport, Section 4.4](#)). Without funding to defray these costs, regulated water systems and their ratepayers must absorb the costs of response.

Total site specific or statewide costs for PFAS mitigation in drinking water will not be known until further water testing defines the scope of the problem in Washington state. At this time, a few illustrative examples of costs of drinking water mitigation are available. Some examples do not separate the investigation costs.

- The City of Issaquah spent \$600,000 to install a treatment system on one PFAS-contaminated city well. Filter maintenance and monitoring also require ongoing expenditures of \$56,000 per year (York, 2020).
- The Sammamish Plateau Water and Sewer District has incurred testing and modeling costs in excess of \$510,000 (Krauss, 2020). The District is funding an \$800,000 project to design a PFAS treatment plant in response to the proposed Health SALs. Ultimate construction of a PFAS removal treatment plant is estimated to be \$6 to \$7 million dollars. The District has also incurred additional costs to replace water supply from wells that were removed from production due to PFAS contaminant levels.
- The Department of Navy (DON) spent \$9.8 million to add granular activated carbon (GAC) treatment to the Town of Coupeville's water system and connect impacted private well owners to the Town's water system near Naval Air Station Whidbey Island, Outlying Landing Field (OLF) Coupeville. As of January 2021, the DON has also spent over \$14 million for PFAS investigation and other drinking water mitigation efforts (Ginn, 2021).
- In response to PFAAs detection in April 2017, the public water system of Airway Heights shut down their contaminated wells and used an emergency intertie with the City of Spokane water system to flush their system with clean water. Flushing included draining reservoirs and water towers. During the flushing, Fairchild AFB provided bottled water to water customers. Airway Heights has since added another connection to the City of Spokane to supply drinking water while they pursue treatment options for the contaminated wells. This water purchase could cost over \$687,000 in the first year, for over 439 million gallons of drinking water, for which the Air Force has agreed to pay the city (Sokol, 2017).
- As of late 2020, the Lakewood Water District is designing and implementing GAC treatment systems for four well systems producing more than 5 million gallons per day, which serve both the District and neighboring drinking water purveyors who purchase water on a wholesale basis. The District reports that initial construction costs to implement the systems exceeds \$21 million, including design, permitting, and construction management in addition to capital costs (Black, 2020). Following system installation, the District estimated it would incur operating costs and GAC replacement costs, respectively estimated at \$340 million and \$1.1 billion over the next 50 years.

- At Joint Base Lewis McChord, McChord Field System, treatment of water from three wells, using activated carbon filtration, is estimated to cost \$10.3 million in initial capital costs, with ongoing operating and maintenance costs of \$830,000 per year (Health, 2021).

These costs are in line with similar drinking water remediation activities in other states. For example, Moose Creek, Alaska, has already incurred \$3.5 million for a granular activated carbon system to treat drinking water sourced from groundwater contaminated by AFFF releases at Eielson Air Force Base (Gardner, 2019). The Pentagon will pay \$30 million to extend the municipal water system from a neighboring community to Moose Creek (Ellis, 2020; DeFazio & Tynan, 2019). Average capital costs of \$2 per gallon of drinking water treated to remove PFAS have been reported based on water purveyor surveys conducted in collaboration with the North East Biosolids & Residuals Association, the Water Environment Federation, and the National Association of Clean Water Agencies (CDM Smith, 2020).

Action 1.2: Technical support for site characterization, source investigation, and mitigation at contaminated sites

Parties that released PFAS into the environment are responsible for cleaning it up and may also need to reimburse the water purveyor or Ecology for cleanup or exposure-mitigation activities. As part of the cleanup process, Ecology establishes cleanup levels, which are concentrations of hazardous substances in the environment that are considered sufficiently “protective of human health and the environment under specified exposure conditions.”

Action 1.2 includes the recommendation that Ecology collaborate with and provide technical support to involved parties at PFAS contamination sites in the state. These efforts will help to better understand the sources, composition, and distribution of PFAS contamination in soil and water. Evaluation of appropriate cleanup actions and their costs will be informed by this work.

The costs of developing and evaluating methods for investigating and cleaning up PFAS contamination are currently difficult to estimate due to significant uncertainties in our understanding regarding:

- How most PFAS affect people, animals, and plants, and in what concentrations.
- How to best measure the types and amounts of PFAS in the environment.
- How PFAS move through the environment and change over time.
- How to best clean up environmental PFAS contamination, including consideration of protectiveness, feasibility, and cost.

Ongoing research continues to expand our knowledge base on these issues and may significantly alter the way that Ecology’s Toxics Cleanup Program (TCP) approaches cleanup in the future. TCP is currently working with the City of Issaquah and the Eastside Fire District to identify possible sources of the PFAS contamination affecting the city’s drinking water. As of the end of 2018, Ecology has contributed \$330,000 to this investigation (Ecology, 2019a).

Environmental PFAS contamination in Washington and examples of cost of interim cleanup actions in Washington and elsewhere

Known sites

Known areas with PFAS contamination in drinking water in Washington include:

- Issaquah (Eastside Fire and Rescue).
- Joint Base Lewis-McChord.
- Naval Air Station Whidbey Island.
- Naval Base Kitsap-Bangor.
- Fairchild Air Force Base, including Airway Heights.
- Cities of Lakewood, DuPont, Tacoma, and Parkland.

In some of these areas, concentrations of perfluorooctanoic acid (PFOA) and perfluorooctane sulfonic acid (PFOS) in groundwater used for drinking exceed the Environmental Protection Agency (EPA) health advisory level (see [Appendix 7: Health, Section 7.4, Known areas of PFAS contamination](#)). The primary source of contamination at all of these areas is believed to be releases of legacy PFAS-based firefighting foam (AFFF).

Investigation and exposure reduction actions in and around the military bases are being conducted by the Department of Defense (DOD). The City of Issaquah has installed a filtration system to reduce PFAS concentration in its finished drinking water. As noted above, TCP is currently working with the City of Issaquah and the Eastside Fire District to identify possible sources of the PFAS groundwater contamination affecting the city's drinking water. Detections of PFOA and PFOS at levels above the EPA health advisory level resulted in removing wells from operation.

Potential sites

In addition to fire suppression, PFAS have many industrial uses (see [Appendix 3: Sources and Uses](#)). Future investigations may identify releases at or near these types of facilities:

- Tanneries.
- Shoe manufacturing facilities.
- Textile treatment facilities.
- Plastics manufacturing facilities.
- Metal plating facilities.

Also, AFFF may have been released at many locations to extinguish fires, particularly petroleum fires. If PFAS releases are suspected at these types of facilities, testing should be conducted to evaluate the presence of environmental contamination.

Remediation costs are difficult to estimate and are expected to depend on variables such as:

- Extent and attributes of contamination.
- Affected populations.
- Geographic location and site attributes.
- Amount of contamination in soil versus groundwater.

Example costs

Moreover, the total cost of remediation for PFAS-contaminated groundwater is not yet known. Ecology is not aware of any completed cleanups of PFAS contamination. Instead, we are including illustrative costs of interim actions and options to scale them to full cleanup cost. Costs already incurred to address contaminated drinking water in Washington (noted above) are illustrative of sites undergoing mitigation and investigation, but no site has yet completed remediation. The cost to remediate a site will depend on site-specific factors such as the number of sources of contamination contributing to a site, the specific contaminants present, and how the contamination migrates from the sites. In the case of complex manufacturing contaminated sites, costs have escalated rapidly, for example:

- It was reported that Hoosick Falls, New York budgeted \$10 million for temporary municipal and private residential water filtration systems and investigation into an alternate drinking water source (Safer States, 2019). The capital, operation, and maintenance costs of alternatives to address the drinking water contamination on a long term basis ranged from \$6 to \$48 million dollars (ERM & CHA, 2019). However, full remediation of the complexity of contamination from multiple sources will exceed these preliminary costs (New York Department of Environmental Conservation 2020).
- Statewide, Minnesota has estimated PFAS cleanup costs resulting from PFAS manufacturing to exceed \$1 billion (Bjorjus, 2020; Minnesota 3M PFC Settlement, 2020a, 2020b).

Potential total cost of a cleanup in Washington

The Model Toxics Control Act (MTCA) Biennial Report provides data on remediation costs by stage for addressing contaminated sites (Ecology, 2016, 2018b, 2019b). These are costs associated with characterizing the site, mitigating the impact if drinking water is affected, and cleaning up contaminated soil and groundwater. The table below summarizes how costs are typically distributed between site investigation and cleanup phases.

Table 83. Percentage of cost by remedial activity phase.

Remedial activity category	2013 – 15 biennium	2015 – 17 biennium	2017 – 19 biennium
Cleanup	67%	72%	70%
Investigations	26%	16%	28%
Other	7%	12%	2%

Scaling the cost examples (related primarily to investigation and pre-cleanup activities using the MTCA remediation ratios with highest weighted cleanup) could result in overall remediation costs (excluding interim mitigation costs) of between \$5.3 million and \$62.8 million. Additionally, spending on interim solutions such as filtering or alternative sources of drinking water could result in ten-year costs of \$6.5 million to \$10 million.

Cleanup or mitigation?

Additional complexity in estimating potential costs comes from the developing nature of PFAS drinking water cleanups. Additional unknowns resulting in uncertainty include:

- The degree of remedial and preventative soil cleanup needed to reduce ongoing and future groundwater contamination.
- The best remediation method(s) and their cost-effectiveness in balance with mitigation efforts. This includes comparisons between actions such as:
 - Only treating drinking water prior to consumption.
 - Pumping, treating, and returning water to the aquifer.
 - Treatment at a single point versus multiple wells.
 - Treatment limiting the scope or spread of existing contamination.
- Multiple types of PFAS might be contaminating groundwater but do not currently have viable test methods.
- Size of populations consuming contaminated groundwater.
- Liability to other property owners, water purveyors, or consumers.
- Developing knowledge in PFAS toxicity to humans and the environment.
- Ability of liable parties to cover cleanup costs.
 - Parties such as small firefighting districts, that provide crucial services, may not be able to fund remedial actions on the same time scale or size as larger entities. Extending timeframes could increase interim mitigation costs and potential scope of contamination.

Action 1.3 Support biomonitoring and other health studies to answer important health questions

This action could involve finding competitive grant funding sources to offer subsidized biomonitoring for residents in areas impacted by PFAS-contaminated drinking water. Biomonitoring would let people know their exposure level relative to national averages and relative to other populations with elevated PFAS exposure. This information could help residents connect to health information that becomes available in the future.

Testing costs vary by number of analytes and whether they include drawing blood (Wagner & Bagenstose, 2017):

- Tests for PFOA or PFOS that do not include blood draws cost about \$300 per test.
- Tests for 13 PFAS analytes cost between \$450 and \$500.
- Tests including drawing blood or a blood sampling and mailing kit cost between \$528 and \$797.

Testing performed by a centralized company or agency may receive different rates (e.g., bulk rates) but incur additional administrative costs, resulting in different and variable average per-person testing costs (Bagenstose, 2018):

- Serum testing of over 69,000 people in the mid-Ohio Valley for PFAS, for \$70 million, averaged approximately \$1,000 per person tested.

- The state of New York tested 3,000 people in Hoosick, New York for \$3 million, averaging \$1,000 per person tested.
- The Centers for Disease Control and Prevention (CDC) and state of New Hampshire tested 1,600 people in Pease, New Hampshire for nearly \$340,000, averaging \$211 per person tested.
- Under a CDC grant to the state of Pennsylvania, the state tested 250 people for \$175,000, averaging \$700 per person tested.

Action 2.2: Partner with local organizations in community outreach and support community involvement

This action involves providing funding to local organizations to engage communities affected by PFAS contamination. This could involve example activities including (as demonstrated in other states' public involvement):

- Educational materials.
- Rapid response information.

Ecology's Public Participation Grant (PPG) program funds activities similar to what is included in this recommendation. The PPG program, however, applies to a broad set of activity types, and is already limited in funds it provides for such activities, meaning the program is not likely to have funding available for PFAS activities. Additional funding under this action would be directed specifically to PFAS-related impacts to communities, rather than competing with (and potentially displacing) existing PPG grantees.

A component of the PPG program that funds information for communities impacted by contaminated sites is the Contaminated Site Project category of grants. An example of this type of grant project is the multi-component Futurewise program. This program is for communities affected by contamination in Algona, stemming from past Boeing manufacturing activities (Ecology, 2013). The two-year, \$120,000 grant covered a large scope of activities, but included \$25,000 for educational materials specifically:

- Printed and electronic education and outreach materials.
- Display booth.
- Health fair.
- Translated materials.

This action is likely to cover the types of activities listed above, as well as potential engagement of disadvantaged populations in problem solving and collective action. Provision of these educational materials would be helpful for communities that are at elevated risk of PFAS exposure. The degree and types of activity covered would depend on the funds available, as well as the number and types of projects requesting funding.

Examples of larger types of community-based action

While not envisioned as part of this recommended action, we note there are additional types of action taken through community-based grant programs in other states in response to PFAS drinking water contamination and exposure.

- Population PFAS testing.
- Public meetings.
- Health guidance and information provision.
- Information fairs.
- Involvement and representation in public processes for PFAS regulation.

PFAS projects developed under funding from this action are envisioned to be significantly smaller in scope, primarily intending to avoid displacing projects already using the PPG program. The \$120,000 grant agreement for the Futurewise project covered (between October 1, 2013 and June 30, 2015) the activities below. Depending on the types of community engagement that would occur, and based on circumstances and grant applications, this action could include similar additional components.

- Administration (\$13,625)
 - Tracking of spending and objectives.
 - Evaluation and reporting.
 - Final project report.
- Public events and outreach (\$81,230)
 - Immediate resident audience
 - One-to-one outreach.
 - House parties with invited speakers such as health consultants.
 - Healthy home visits.
 - Outreach specialist.
 - Translation to relevant languages.
 - Greater Algona audience
 - Attending annual community-wide public events.
 - Creating exhibits, games, and interactive activities for education.
 - Holding a health fair.
 - Fact sheets: contamination, cleanup, participation in the Ecology public process.
 - Community meeting with speakers and cleanup updates.
 - Business audience
 - One-to-one outreach identifying questions and concerns.
 - Business-specific outreach materials.
 - Two outreach events with speakers and updates.
 - Student audience
 - Outreach to teachers and other adult youth leaders about cleanup and groundwater science.
 - Engaging youth volunteers in youth education and involvement.
- Education tools (\$25,145)

- Printed and electronic education and outreach materials:
 - PowerPoint presentations.
 - Factsheets.
 - Display materials for event tables.
 - Meeting agendas.
 - Evaluation tools.
- Display booth.
- Health fair.
- Translated materials.

Action 2.3: Work to prevent PFAS releases from firefighting foam use and manufacturing processes

One of the recommended actions is to ensure that industrial use of AFFF provides for containment procedures along with collection of AFFF and contaminated soil or sediment for proper designation and disposal. Costs to industrial users to collect and dispose of released PFAS-containing AFFF include plan development, employee training, methods for containment, and disposal of waste.

For this action, Ecology would need to inform users of AFFF of the requirements and provide guidance on how to comply with them. Then users of AFFF would need to collect, treat, and properly dispose of PFAS-containing waste from AFFF use.

To prevent discharge of AFFF to the environment (or minimize it), industry would need to:

- Develop a plan for compliance.
- Purchase and carry compliance equipment.
- Collect runoff containing PFAS.
- Treat and dispose of runoff.

Runoff collection plan

We assumed development of a runoff collection plan would require 80 hours of technical, administrative, and managerial staff time at AFFF-using facilities. Assuming third-party median environmental engineer hourly wages of \$46.89, loaded with additional overhead costs to reflect higher consultant prices (if external consultants are used—using exclusively internal staff, if possible, could reduce costs), and updated for inflation, the loaded hourly wage for this work would be \$89.77 (Ecology, 2018a; U.S. Bureau of Labor Statistics, 2017, 2019). The cost per facility for this task would be \$7,182. Potential additional costs would be incurred if additional internal staff time is required, such as for ongoing interaction with consultants during plan development.

Training

We further assumed four personnel would need to be trained in the runoff collection plan facilities using AFFF. Using the median firefighting wage of \$35.28 per hour, updated for inflation and overhead to \$68.51 per hour, and an estimate of 320 hours (80 hours each for four trainees) this cost becomes approximately \$22,000 per facility (Ecology, 2018a; U.S. Bureau of Labor Statistics, 2017, 2019).

Training costs are, of course, more nuanced. Training materials may need to be developed, as well as labels and signage reminding firefighters of best practices. These materials may be generated by one party, and then shared with, or sold to, other facilities. Highly location-specific training needs, as well as staff turnover, may result in additional materials, instruction, and hours of employee time.

Containment, collection, and disposal

Effectively containing, collecting, and disposing of AFFF-contaminated runoff would likely entail measures such as:

- Portable booms, berms, and drain blocks.
- Pumps, hoses, and tanks.
- Potential pre-disposal treatment.
- Disposal of untreated or treated runoff.
- Disposal of treatment byproducts such as filters, sorbents, or solidifiers.

While these measures could be taken individually, facilities are likely to hire a specialist in wastewater and runoff management to properly manage PFAS-containing runoff (Environmental Security Technology Certification Program [ESTCP], 2003). While volumes of existing product are identifiable to some extent, actual volumes of runoff captured, treated, and disposed of will vary by site and firefighting activities (e.g., how much water is used, site characteristics). We could not, therefore, estimate total costs. We have, however, identified unit costs associated with elements of capture, treatment, and disposal.

Portable booms, berms, and drain blocks

We evaluated response equipment costs based on Grainger (2019). Depending on the style and length of boom, the per-foot cost ranges between \$10 and \$45, with a median price of \$26 per foot. At typical purchasing lengths of up to 100 feet, this cost would be \$260 per boom, at the median.

Similarly, depending on the style and length of berm, the per-foot cost ranges between \$22 and \$81, with a median price of \$34 per foot. At typical purchasing lengths of up to 12 feet, this cost would be up to \$408 per berm, at the median.

Drain blocks and seals vary in size and quality, but range between \$110 and \$581, with a median price of \$238.

These prices do not include additional labor required for set-up during AFFF use, which will vary by site and firefighting characteristics.

Pumps, hoses, and tanks

Depending on the size needed and location of use, purchasing a portable trailer pump and tank (rather than hiring a contractor) could cost tens of thousands of dollars. A smaller-volume (50 gallon) portable pump and tank could cost up to \$5,000 (Edson, 2019; JME Ellsworth, 2019).

Treatment and disposal

The cost of on-site treatment of AFFF-contaminated runoff water varies significantly by technology and type of product disposed. A DOD study comparing multiple treatment technologies and disposal products at large facilities indicates the following—with costs updated to 2018 values (U.S. Bureau of Labor Statistics, 2019):

- Existing off-site treatment and disposal costs ranged between \$0.14/pound (lb) and \$0.44/lb, with an average cost of \$0.25/lb, if waste is approximately the density of water.
- Rental generators to run treatment would cost \$137/day with anticipated work days lasting eight hours to treat 24,000 – 48,000 thousand gallons of wastewater.
- A potential treatment technology could incur capital costs of \$236,000 to \$306,000, but result in 94% reductions in disposal costs by reducing water waste to sludge.

Existing stored product

The exact makeup of most AFFF products is confidential business information (CBI), making a detailed economic analysis of replacement products impossible. However, technical documents from the United Nations (UN) Stockholm Convention (2012) provide a general assessment on replacing AFFF that contain PFOS, which may translate to PFAS replacement activities. Using this assessment as a guide, costs would likely be incurred during PFAS AFFF replacement from:

- Destruction or storage of the retired chemicals.
- Cleanup of impacts areas.
- Replacement of or upgrades to existing equipment.
- Potential changes in operations.

In lieu of ongoing use of AFFF, facilities have options of either disposal or other removal of the product, and replacement with an alternative PFAS-free product. Washington state does not prohibit removal of AFFF product from the state, but does encourage proper disposal at a permitted treatment, storage, and disposal facility.

Large scale replacement costs have included \$6.2 million for replacement of AFFF at 180 U.S. Air Force facilities. For context, we note that the U.S. Air Force budget is in the hundreds of billions of dollars. More remote facilities incur higher transportation costs to airlift in new AFFF (U.S. Air Force, 2017). A recent DOD contract opportunity offered \$5 million for removal, destruction, and disposal of AFFF from three geographic regions of facilities, but without replacement (DOD, 2018). The existence of these ongoing replacement and disposal activities, however, indicates that some of the costs of this action are part of the baseline (happening regardless of recommendations).

As identified in [Appendix 9: Regulations, Section 9.1.1 Washington state laws](#), AFFF qualifies as a state-designated dangerous waste in Washington, and its disposal must therefore be managed in compliance with WAC [173-303](#)¹⁹³ Dangerous Waste Regulations. Small quantity generators may transport their own hazardous waste, whereas medium and large quantity

¹⁹³ <https://apps.leg.wa.gov/wac/default.aspx?cite=173-303>

generators must hire a hazardous waste contractor. Small quantity generators (generating less than 220 lbs of dangerous waste in any month) may take waste to a facility licensed to accept hazardous waste. These facilities vary by county and charge their own set of fees, ranging up to \$100 per ton equivalent. Equipment used in deploying AFFF may need to be retrofitted or replaced. This largely depends on the change in viscosity of the replacement product.

Medium and large quantity generators must dispose of their AFFF at permitted Transfer, Storage, and Disposal facilities, via a licensed hazardous waste contractor. This can cost in the tens of thousands of dollars, depending on the quantities of product being disposed of, and hauling distance.

There may also be costs associated with changing existing operations due to differing requirements of new AFFF products. The Stockholm Convention alternatives documents suggested that some AFFF users reported no change in operational costs when retiring PFOS chemicals, while others incurred higher costs (United Nations Environmental Programme (UNEP), 2012).

Action 3.1: Reduce PFAS exposure from carpet and carpet care products

One of the recommended actions is to implement a state agency purchasing preference policy for PFAS-free carpet.

Recent and previous research has shown carpet to be a repository for pollutants and that indoor air quality declines when carpeted areas are disturbed (Becher et al, 2018). According to the Carpet and Rug Institute (CRI), carpet accounts for 48% of the U.S. flooring market (CRI, 2020). PFAS, largely used for stain repellent in carpet, were worth close to \$1 billion worldwide in 2006 for this use (Renner, 2006). Two North American studies frequently detected PFAS particles in significant concentrations in vacuum cleaner bags. The studies found a significant correlation between the presence of PFAS and the age of the house and floor covering type (Fromme et al, 2008).

For this action, Ecology would develop a purchasing preference policy (for purchases by the State of Washington) for carpet. A purchasing preference policy would not ban state purchases of PFAS-containing carpet. Instead, the policy could give points to state contract bidders, when they declare (and provide supporting data) that their carpet does not contain PFAS. These points would be part of the bid scoring process. This would create incentive for bidders to provide PFAS-free carpet to state agencies and municipalities that use the state contracting process.

We estimated the difference in costs for state carpet purchases that contain PFAS versus PFAS-free. We were able to estimate annual quantities of carpet purchased under the state contract, based on 2018 invoiced costs per quarter from Washington State Department of Enterprise Services (DES) (Table 84). Multiple types of facilities purchase carpet under the state contract:

- State agencies
- Cities
- Counties

- Fire districts
- Higher education establishments
- Libraries
- Nonprofits
- Ports
- School districts

Total invoiced amounts were identified by quarter, and are summarized in Table 84. Only one year of data was available for this analysis, so it may not be representative of all other years.

Table 84. Carpet invoices by group and quarter, 2018 (DES, 2018a).

Group	Q1	Q2	Q3	Q4	Annual
State	\$822,883	\$2,545,349	\$332,531	\$403,054	\$4,103,817
Cities	\$267,691	\$451,481	\$334,562	\$373,953	\$1,427,687
Counties	\$501,283	\$338,855	\$194,010	\$415,423	\$1,449,571
Fire Districts	\$57,094	\$101,975	\$186,309	\$60,371	\$405,749
Higher Education	\$113,484	\$702,653	\$733,069	\$345,657	\$1,894,863
Libraries	\$33,325	\$173	\$34,605	\$159,470	\$227,573
Nonprofits	\$1,944	\$1,431	\$0	\$1,771	\$5,146
Ports	\$51,053	\$10,178	\$5,534	\$6,483	\$73,248
School Districts	\$193,700	\$543,974	\$3,751,886	\$942,441	\$5,432,001
ALL GROUPS	\$2,042,457	\$4,696,069	\$5,572,506	\$2,708,623	\$15,019,655

While these invoiced amounts tell us the total cost of carpet purchases, they do not tell us the types of carpet purchased, or the square yards (quantity) purchased. We therefore made various combinations of assumptions to develop a range of square yardage potentially reflected in these invoices.

Using the multiple carpet options available under the state contract—which includes PFAS-containing and PFAS-free options or options that use alternative technologies to “permanently or inherently” make their carpet stain-resistant—we identified a price difference between carpets with and without topically applied treatment (see Table 85). Approximately 35.7% of offered carpet products have topically applied stain resistance, whereas 64.3% have permanent or inherent stain resistance (DES, 2018b).

Table 85. Price per square yard of carpet.

Summary statistic	Topically applied stain resistance	Permanent or inherent stain resistance
Minimum	\$6.74	\$11.43
Median	\$17.06	\$21.96
Maximum	\$37.04	\$45.56
Average	\$17.09	\$23.51

Uncertainty arises from whether these various types of carpet—many of which contain proprietary chemicals or fibers—do, in fact, contain PFAS. Topical treatments may or may not

contain PFAS. Similarly, fiber stain-resistance technologies that are described as non-degrading and “permanent,” even when subjected to heat and cleaning in addition to normal wear, may potentially contain PFAS. Without comprehensive reporting of testing or knowledge of upstream production processes and treatment chemical or technology contents, these distinctions are not possible to make with reasonable certainty.

However, because the average price of inherently stain-resistant carpet was significantly higher than the price of carpet with topically applied stain-resistance treatment, and for simplified estimation, we assumed in this estimation that carpet with topically applied treatment contained PFAS, while those with inherent stain-resistance did not. This resulted in carpet containing PFAS costing less than the PFAS-free alternatives. We have also included a worst-case cost scenario, in which all carpet currently being purchased contains PFAS, and would be incentivized under this alternative to be replaced with PFAS-free carpet, by scoring PFAS-free carpet contractors higher than those not offering documented PFAS-free carpet.

If current carpet purchases are in line with the proportions of products offered, and based on the average topically applied price of \$17.09/square yard (sy), the total invoiced costs reflect 725,000 sy of carpet. In this case, 35.7% of purchases would be incentivized to change their purchasing under this action. The total cost increase would then be 35.7% of 725,000 sy, purchased at the difference between the average permanently stain-resistant price of \$23.51 and the topically applied price of \$17.09. This total cost increase statewide would be \$1.7 million per year.

In a worst-case cost scenario, however, all current carpet purchases contain PFAS in some form or another, potentially because of least-cost purchasing preferences. In this case, based on the average topically applied price of \$17.09/sy, the total invoiced costs reflect 879,000 sy of carpet. In this case, all buyers would be incentivized to change their purchasing under this action. The total cost increase would then be 879,000 sy purchased at the difference between the average permanently stain-resistant price of \$23.51 and the topically applied price of \$17.09. This total cost increase statewide would be \$5.6 million per year.

The table below summarizes how the cost increases under the two scenarios above would be distributed across various types of buyers.

Table 86. Total cost increase by group and scope of change, annual.

Group	Cost increase if 35.7% switch	Cost increase if 100% switch
State	\$454,012	\$1,542,781
Cities	\$157,947	\$536,722
Counties	\$160,368	\$544,949
Fire districts	\$44,889	\$152,537
Higher education	\$209,632	\$712,351
Libraries	\$25,177	\$85,553
Nonprofits	\$569	\$1,935
Ports	\$8,104	\$27,537
School districts	\$600,951	\$2,042,096
ALL GROUPS	\$1,661,648	\$5,646,461

We note there are also types of carpet that are not included in existing state contract rates. The prices above reflect various types of backed nylon carpet, either in tiles or broadloom. They do not include polyester carpets that do not need stain resistance added. They also exclude potential emerging new technologies in stain-resistance using alternative fibers designed to be more hard-wearing, such as nylon carpet (see, for example, Dupont’s “Sorona Fiber” and Invista’s “non-fluorinated Duratech”) (Antron, 2016; Dupont, 2020) . We could not identify the relative cost of these options.

These estimates also assume that the same quantities of carpet will be purchased. Facing higher unit prices, buyers may substitute away from carpet and choose other floor coverings that are PFAS-free instead of PFAS-free carpet. This could lower overall costs, though we note that a specific floor covering may be chosen for any number of purposes, including, but not limited to, aesthetics, safety, acoustics, or other qualities.

Action 3.3: Implement reduction actions for PFAS in priority consumer products

One of the recommended actions is that a state agency purchasing preference policy be established for other products free of intentionally added PFAS. As identified in [Appendix 3: Sources and Uses, Section 3.3 Consumer Products](#), PFAS have been detected in numerous commercial products, including cleaning products, paint, and treated upholstery. For this action, Ecology would assist the DES Services to develop a purchasing preference policy (for purchases by the State of Washington) for:

- Cleaning products—dispersed when used and are often discharged down the drain.
- Paint—used for any surface and could release PFAS to the environment.
- Other potential products with likely PFAS treatment, such as furniture or textiles.

A purchasing preference policy would not ban state purchases of PFAS-containing products. Instead, the policy would give points to state contract bidders when they declare (and provide supporting data) that their product does not contain PFAS. These points would be part of the bid scoring process. This would create incentive for bidders to provide PFAS-free products to state agencies and municipalities that use the state contracting process.

Cleaning products

Due to the broad nature of cleaning products and floor finishes that potentially contain PFAS, as well as the ability of janitorial services under state contract to purchase their preferred cleaning products, we could not identify the extent of PFAS-containing or PFAS-free cleaning product use in Washington. We do note that, of the identifiable products available for direct purchase under the state green janitorial products contract, only one floor polish (sold in three sizes) is explicitly listed as being PFAS-free. Other cleaning products surveyed and identified in supplier product searches do not mention PFAS.

While there is moderate literature on the replacement of PFAS-containing cleaning products, prices and price differences specifically for PFAS are not mentioned. However, we can approximate the price difference by using the example of the price difference between green cleaning products in general, and non-green cleaning products. While this does not necessarily

show PFAS contents, it is the nearest available quantification of this potential price difference. We note also that prices will depend on green product availability and market share, as reflected in price differentials by country. These price differences for four countries are summarized below (McCabe, 2008).

Table 87. Price difference between green and non-green products.

Country	All-purpose and floor care products	Sanitary cleaning products	Window cleaners
Sweden	-74%	-82%	-9%
Germany	+36%	+148%	-36%
Spain	+131%	+92%	-94%
Czech Republic	+158%	+2%	N/A

In markets with long-standing incentives and regulation for certain green products, where green substitutes for toxic chemicals are more prevalent, we see that green products are generally less expensive than non-green products. Where regulation or incentives are more recent or nonexistent, green products have a more niche market, and can be significantly more expensive. Data was not reported for the U.S., but we may assume that since 1) nontoxic substitutes for PFAS are currently limited or unknown, and 2) there are observationally few mentions of PFAS-free products in marketing and labeling, initial prices for PFAS-free products (holding other product attributes constant) would be higher than current prices.

Paint

We based cost estimation for paints on historic bids for state waterborne road marking paint contracts (DES, 2018c). This use is more likely to prefer the qualities PFAS provides for products of reduced adherence and staining. The quantity of different types of paint varied, as summarized below. The total quantity and types of paint purchased are expected to vary annually by the needs of planned projects and locations.

Table 88. Paint quantities purchased, by type.

Paint type	Quantity (gallons)
Standard, white, sold by the truckload	216,750
Standard, yellow, sold by the truckload	137,750
Standard, white, sold by less than truckload	12,500
Standard, yellow, sold by less than truckload	8,500
Cold weather, white, sold by the truckload	18,000
Cold weather, yellow, sold by the truckload	18,000
Cold weather, white, sold by less than truckload	0
Cold weather, yellow, sold by less than truckload	0
High build, white, sold by truckload	0
High build, yellow, sold by the truckload	0
High build, white, sold by less than truckload	0
High build, yellow, sold by less than truckload	0

Paint type	Quantity (gallons)
TOTAL	411,500

Across all paint types and quantities, prices were generally consistent across brands. The table below provides summary statistics for waterborne road marking paint prices in the current state contract.

Table 89. Paint price per gallon.

Summary statistic	Price per gallon
Minimum	\$8.50
Median	\$10.99
Maximum	\$19.79
Average	\$11.93

Based on existing prices reflected in state contracts, and allowing for variance in the types of paint purchased, we estimate that purchasing the quantities of paint shown in Table 89 would currently cost between \$3.5 million and \$8.1 million per year.

At this time, it is not possible to identify which road paints do or do not contain PFAS. Acceptable road paint choices are based on a large set of usability, functionality, and wear criteria, some of which may be tied to PFAS or other surfactant contents, but use of PFAS is not identified in choice criteria. Comprehensive paint contents is proprietary, so it is similarly difficult to directly identify PFAS use in existing contracted paints by brand and type. It is therefore also difficult to ascertain, from the literature, the pricing of adequate alternatives, or whether such alternatives are sufficiently available. The limited studies explicitly addressing road paint show that water-based alternatives are available that meet the same functionality and durability criteria (without identifying price differences), but also indicate that further study of alternatives is needed (Kougoulis et al., 2012).

Action 4.2: Evaluate PFAS in landfill leachate

For this action, Ecology would consider adding long term requirements for PFAS testing, monitoring, and reporting for landfill leachate. This could require a rule revision.

Landfill leachate

Landfills in Washington are regulated by local health districts under rules authored by Ecology. Chapters [173-350](https://apps.leg.wa.gov/wac/default.aspx?cite=173-350)¹⁹⁴ and [173-500](https://apps.leg.wa.gov/wac/default.aspx?cite=173-500)¹⁹⁵ WAC allow health districts to include stipulations in permits that require landfills to sample for additional constituents (e.g. PFAS). If, for some reason, a health district does not want to make that stipulation, then a rule change would be necessary to ensure sampling for PFAS. The process to adopt landfill leachate regulations into rule would likely span over several rulemakings as the science and policy surrounding PFAS

¹⁹⁴ <https://apps.leg.wa.gov/wac/default.aspx?cite=173-350>

¹⁹⁵ <https://apps.leg.wa.gov/wac/default.aspx?cite=173-500>

continues to evolve. Ecology would likely pursue a single, complex rulemaking to create the initial policy followed by a series of less complex rule updates to incorporate new science.

The request for landfill testing for PFAS in leachate would be generated by Ecology and local health districts. The cost to a landfill operator to test for PFAS would depend both on the frequency of monitoring, and on whether there are requirements to test monitoring wells. Current laboratory cost to analyze for PFAS ranges from \$600 to \$1,200 per sample. Depending on landfill leachate collection configuration, more than one sample may need to be collected. The landfill operator would need to add PFAS to their existing landfill monitoring plan.

There are 53 landfills identified as operating in the state which are likely to store waste containing PFAS (limited purpose and municipal solid waste). Assuming a single sample is taken, testing leachate from 53 landfills would cost \$63,600. Limited purpose landfills, however, are not required to collect leachate. Some limited purpose landfills may collect it voluntarily.

Depending on the scope of additional regulation surrounding PFAS in leachate, additional costs to the industry could also include:

- The cost to update their existing landfill monitoring plan.
- The cost of monitoring well sampling if PFAS has migrated to groundwater from the landfill.

These costs are landfill specific and Ecology cannot estimate them at this time.

10.2 Costs of other options analyzed

In developing this CAP, Ecology considered additional actions that were ultimately not recommended. They include:

- Requiring municipal WWTPs to test influent and effluent. The costs of this option are unknown without the development of individual monitoring plans.
- Recommending that the Legislature require alternatives assessments for specific products (discussion of costs below).

10.2.1 Alternatives assessments

For this action, Ecology could have recommended that the Legislature:

- Allocate funding for Ecology to conduct alternatives assessments of the use of PFAS in products, OR
- Require manufacturers of PFAS-containing products (specific products or industries) to work with independent third-party contractors to conduct alternatives assessments of the use of PFAS in their products.

We identified 13 industries operating in Washington that are likely to use PFAS in their production processes (see [Appendix 3: Sources and Uses, Section 3.1.2 Secondary Manufacturing](#)).

Table 90. Industries likely to use PFAS.

Industry	North American Industry Classification System (NAICS) code
Plastics product manufacturing	326199
Automobile manufacturing (plating activity)	3361
Carpet rug mills	314110
Corrugated solid fiber box manufacturing	322211
Electroplating, plating, polishing, and anodizing	332813
Leather hide tanning finishing	316110
Other fabricated wire product manufacturing	331222
Paper mills (except newsprint)	322121
Paper bag coated treated paper manufacturing	322220
Paperboard mills	322130
Pulp mills	322110
Semiconductors and related devices manufacturing	334413
Textile fabric finishing mills	31320

Cost if Ecology assesses alternatives

Ecology assumes that an alternatives assessment costs \$400,000 and takes up to two years. Costs and time would vary by:

- Stakeholder interest and involvement.
- Project scope.
- Robustness of analysis.

The most significant expenditure for a robust alternatives assessment comes from completing the hazardous chemical assessment, which Ecology typically contracts out to a third-party toxicology consultant.

For this analysis, Ecology anticipates completing an alternatives assessment for each of the most common applications of PFAS chemicals in secondary products. PFAS polymer treatments are widely used to provide stain, grease, or water resistance to materials such as carpets and apparel. PFAS are also added to formulated products such as paints and sealers both to improve surface characteristics and to promote even wetting and spreading (fluorosurfactants). Alternative assessments may be appropriate for any or all of these typical PFAS product categories:

- Paint.
- Textiles.
- Cosmetics.
- Cleaning products.
- Floor and car waxes.
- Waterproofing sprays (for leather, carpet, or textiles).
- Automotive fluids.

The process to complete an alternatives assessment for one product is estimated to be two years long and cost \$400,000 for each contract. Actual costs would depend on product category breadth and complexity. Oversight of the contractor and review of the assessment would require one staff person (a full time employee, specifically using one-quarter of their time) per year for two years for each assessment. At a cost of \$400,000 per assessment, the cost to complete assessments of all seven product categories would total \$2.8 million. This estimate is in nominal terms, reflecting the total cost if all costs are incurred immediately (i.e., all seven alternatives assessments are done at once). If one alternatives assessment is done at a time, the cost estimate would be lower, at \$1.6 million based on average rate of return on U.S. Treasury Department Bonds (U.S. Treasury Department, 2020).

Cost if industry assesses alternatives

If industry, as a group, contracts alternatives assessments to consultants, all assessments could be completed in the first two-year cycle. Assuming all assessments begin in the first year, and assessments were completed for the seven applications as assumed for Ecology alternatives analyses, this action would cost \$2.8 million, but assessments would be completed significantly sooner than with the above option.

Price impacts to products

If the alternative chemicals identified and subsequently required are significantly more costly than PFAS, then the prices of products could increase. Since we cannot know the attributes of substitute chemicals before an alternatives assessment is completed, we cannot determine with certainty whether assessments will identify viable alternatives that are significantly more costly than currently used PFAS. This is the nature of recommended actions that involve research and investigation. For potential price differences for carpet, cleaning products, and paints, see discussion for Actions [3.1](#) and [3.2](#), above.

10.3 Benefits of recommended actions

10.3.1 Current state of economic and scientific knowledge about PFAS

Research is emerging on the human health and environmental impacts of PFAS exposure. Because of this, it is not possible to succinctly quantify health- or environmental-related economic benefits of reduced PFAS exposure. However, the literature on relationships between PFAS exposure and impacts to human health and the environment is robust enough to provide a high-level discussion of those impacts and potential costs resulting from those impacts.

There are several key reasons for the poor resolution in the literature on PFAS exposure and health and environmental costs. A significant amount of information pertaining to the exact compositions of PFAS is confidential business information, and is unavailable to independent researchers. Molecular composition can vary widely among different producers, even within particular uses of PFAS, and this information is not available to the public. Studies suggest that PFAS manufacturing data be made public as a method to reduce public health expenditures on toxicology research and to better understand the global effects of PFAS (Scheringer et al., 2014). Unlike substances focused on in Ecology's previous CAPs, little is known about the

prevalence, locations, exposure, and quantitative effects of PFAS—which is largely related to the lack of reporting and disclosure requirements.

10.3.2 Human health and wellbeing benefits

Poor human health and related healthcare expenditures are generally associated with lower macroeconomic growth. This relationship results from reductions in:

- Consumer spending on non-medical goods.
- Worker productivity.
- Capacity for public investment in areas outside of healthcare (World Health Organization, 2009).

An increase in human health and productivity would result in macroeconomic benefits.

Despite the emerging nature of PFAS health impact research, several trends in human health conditions associated with exposure to certain PFAS are identified within the literature. These include:

- Increased risk of thyroid disease and endocrine system disruptions.
- Increased risk of certain cancers.
- Higher cholesterol levels.
- Reduced antibody response to vaccinations.

[Appendix 7: Health, Section 7.1.2 Primary health endpoints of concern](#), discusses these health impacts in detail. Each of these health issues are associated with direct and indirect costs. Some are terminal illnesses, while others, like high cholesterol and immune deficiencies, increase risk for other illnesses, and are associated more with their secondary costs.

The health conditions associated with PFAS exposure not only affect the lives of sick individuals and their families, but they also influence economy-wide productivity losses. Among all sicknesses and diseases, absenteeism and presenteeism impacts to business productivity can be twice as high as medical and pharmacy costs (Loeppke et al, 2009). Presenteeism occurs when workers are present at their job, but function at a reduced capacity because of a health issue; depression is often cited as an example of a condition that affects presenteeism. The Commonwealth Fund estimated a nationwide impact of \$260 billion in 2003, 2.4% of gross domestic product at the time, for reduced worker productivity, sick days, and the loss of adults from the workforce due to chronic disease and disability (Davis, 2005).

Children who are sick often and miss school may see long-term economic impacts. Recent research established a negative relationship between a child's school absenteeism and their overall performance on tests (García & Weiss, 2018). Studies dating back over 40 years have found positive associations between a person's educational attainment and their earnings, and one recent study linked high school GPA (academic performance) with annual salary, particularly during young adulthood (French et al., 2015).

10.4 Costs from likely PFAS-related health conditions

Because PFAS exposure thresholds associated with these health issues have not been established, it is not possible to quantify healthcare costs associated with PFAS chemicals at this time. Ecology assumes that rates of PFAS exposure are positively correlated with rates of the previously identified health outcomes. A reduction in exposure to PFAS chemicals would logically reduce the risk of these associated health issues and related costs. However, due to limited knowledge regarding how and to what extent PFAS contribute to these health impacts, we could not identify the degree or significance of such reductions.

Therefore, this analysis does not intend to, nor does it, provide a detailed quantitative analysis of the healthcare costs related to PFAS exposure for any one individual or any group of individuals. Instead, we review potential population-wide economic impacts by assessing costs associated with conditions that are likely related to PFAS exposure. As the science linking PFAS exposure with particular health conditions gains resolution, more detailed analyses of individual and population-wide health costs, and associated broader economic impacts, will be possible. Until then, it is not possible to determine how much of a condition's economic effects are related to PFAS exposure. The following discussion does not assume particular correlations between health-related costs and PFAS exposure, but is meant to be a high-level identification of population-wide costs of potentially associated health outcomes.

All dollar values are reported in 2017 dollars in the analyses below.

10.4.1 Thyroid disease and endocrine disruption

Some studies have found significant associations between PFAS exposure and endocrine disruption (Ballesteros et al., 2017). Research generally shows a positive relationship between thyroid hormone levels and exposure to PFAS, but more research is needed to confirm the relationship and establish exposure thresholds. Both thyroid disease and its associated illnesses are responsible for significant costs to those impacted, and to society as a whole.

According to the Endocrine Society and the Agency for Healthcare Research and Quality, thyroid disease treatment costs for females over age 18 in the U.S. approached \$4.3 billion, with a per person mean expenditure of \$409 for ambulatory services and \$116 for prescriptions (Endocrine Society, 2015; Soni, 2008). Thyroid disease and endocrine disruptions are significantly more common in females than males. From 1996 to 2006, the occurrence of thyroidectomies in the U.S. has increased for both inpatient and outpatient services, with the most significant increases among Medicare and Medicaid patients (Sun et al., 2013). At this time, we cannot estimate the proportion of thyroid disease specifically caused by PFAS exposure, or its interactive or complementary effects in combination with other chemicals or behaviors.

10.4.2 Cancer risk

Studies have linked exposure to PFAS and cancer with varying degrees of significance for over 20 years (Australian Department of Health, 2018). Several distinct populations may have elevated risk of testicular and/or kidney cancer, including:

- Workers directly exposed in chemical plants to PFOA.
- Communities where PFOA exposure is significantly elevated (typically due to water supply contamination or being close to an industrial facility releasing PFOA).
- Those with high rates of background exposure (International Agency for Research on Cancer, 2017).

At this time, it is not possible to estimate the percentage of testicular and kidney cancer cases associated with PFAS exposure.

Cancers are generally shown to have the highest associated medical and pharmaceutical costs among common illnesses (Loeppke et al., 2009; Mitchell & Bates, 2011). Annual charges for an individual with kidney or testicular cancer are estimated at \$39,841 and \$33,747, respectively (U.S. Department of Health and Human Services, 2012). National expenditures for kidney cancer care in 2017 were \$4.7 billion, while those related to testicular cancer approached \$22 million (Aberger et al., 2014; U.S. Department of Health and Human Services, 2012; values reported in 2017 dollars).

The average annual productivity loss per employee due to cancer is commonly estimated at more than \$1,600. Accounting for medical costs and lost productivity, annual cancer impacts to an average-sized company (10,000 employees) can approach \$2.5 million (Mitchell & Bates, 2011). In 2005, productivity losses in the U.S. from testicular cancer were about \$500 million, while kidney cancer was responsible for \$3.4 billion in losses based on productivity losses from both kidney and renal pelvis cancers (National Cancer Institute, 2018).

10.4.3 Higher cholesterol levels

Several studies show links between PFAS exposure and increased cholesterol levels, although the extent to which PFAS exposure is responsible for increased cholesterol is not known (CDC, 2019). Current science suggests that diet is the most significant influencer of high cholesterol (Mayo Clinic, 2017). Although research does not suggest that PFAS exposure plays a significant role in health outcomes related to increased or high cholesterol nationally, there may be economic benefits from even slight reductions in population-wide cholesterol levels, given the widespread occurrence of the condition in the U.S. It is not possible to estimate what percentage of this impact is related to PFAS exposure at this time.

Between 2011 and 2012, just under 40% of U.S. adults had cholesterol levels high enough to be considered at risk for heart disease or stroke, dangerous conditions that are associated with significant costs (CDC, 2018). The CDC estimates that more than 43 million U.S. adults took cholesterol-lowering medications between 2005 and 2012 (Mercado et al., 2015). The cost of these drugs, known as statins, vary significantly, ranging from \$36 to more than \$600 per month (Consumer Reports, 2014). According to the American Heart and Stroke Associations, costs associated with heart disease and stroke in the U.S. exceed \$316 billion, including both

medical expenditures and lost productivity. Similar costs related to heart disease alone approached \$200 billion in 2012 to 2013 (American Heart Association/American Stroke Association, 2017).

10.4.4 Secondary immunodeficiency disorders

A number of studies have found associations between PFOA and PFOS exposure and immunodeficiency conditions, including reduced antibody response to vaccinations and hypersensitivity (Chang et al., 2016; Knutsen et al., 2018; National Toxicology Program, 2016; Stein et al., 2016). The literature suggests that PFAS serum concentrations may have significant negative correlations with antibody concentrations in both children and adults, resulting in a reduced protection against pathogens treated by vaccines including tetanus, diphtheria, and rubella (Grandjean et al., 2012; Osuna et al., 2014; Stein et al., 2016).

These health conditions are very rare in the U.S. today, largely because of widespread immunization. A reduction in the effectiveness of these immunizations would increase the occurrence of the conditions and their associated societal costs. Although it is not possible to estimate potential costs related to PFAS exposure at this time, we assume that an increase in the effectiveness of vaccinations would have economic benefits.

Asthma is a familiar hypersensitivity-related health outcome (National Toxicology Program, 2016; Knutsen et al., 2018). Affecting more than 8% of people living in the U.S., asthma's economic impacts in this country are significant. It is not possible at this time to determine the proportion of asthma cases related to PFAS exposure. Because cost estimates of this relationship are not available, we review total health costs related to asthma in the U.S.

Between 2008 and 2013, the estimated average annual medical cost per person associated with asthma was \$3,266, and the total national cost was \$50.3 billion (Nurmagambetov et al., 2018). The same study suggested that asthma was responsible for 8.7 million and 5.2 million missed days of work and school, respectively, representing a total productivity loss of \$3 billion from 2008 to 2013. In all, total economic loss associated with medical expense, productivity, and mortality was estimated to be \$81.9 billion (Nurmagambetov et al., 2018).

10.5 Environmental benefits

Similar to health benefits, there are several themes evident in the literature regarding PFAS and environmental impacts. As identified in [Appendix 6: PFAS Ecotoxicology, Section 6.2 Bioaccumulation](#), most prevalent among the literature is its persistence within the environment and resulting bioaccumulation in animals, both of which will affect the services ecosystems provide to the public. PFAS are known to be very persistent in the environment and some bioaccumulate over time. Given the documented negative environmental impacts of PFAS emissions and related diminished ecosystem services, Ecology assumes that a reduction in PFAS emissions to the environment would have both environmental and economic benefits.

Ecosystems provide critical functions to society, like purifying water, mitigating the spread of disease, and providing raw materials. These functions are often referred to as ecosystem services. An ecosystem's ability to continuously or predictably provide services is often related to the degree of disturbance experienced by the ecosystem (Farley, 2012). Anthropogenic and

natural disturbances to ecosystems often can have a more significant impact on an ecosystem's services than to the ecosystem's long-term resilience. The loss of services provided by ecosystems may threaten a society's economic well-being when the disrupted services cannot be readily substituted (Farley, 2012).

Anthropogenic disruptions to ecosystems can take a variety of forms. Most pertinent to the PFAS discussion is the emission and persistence of these chemicals in the environment and their lasting impacts. One key assumption in ecosystem services economics is that the rate of emissions to an ecosystem cannot not exceed that ecosystem's ability to process the emissions without causing disruption to the provision of ecosystem services (Daly, 1990). In the case of PFAS emissions, the persistence and bioaccumulation of the chemicals are shown to have negative impacts on the health of water ecosystems, and impacts to organisms in the environment, as discussed in [Appendix 6: PFAS Ecotoxicology, Section 6.3 Toxicokinetics](#).

The degradation of habitat and health impacts to key members of the trophic pyramid may negatively affect Washington's economy. For example, the health of native salmon populations is significantly related to the success of other species like Southern Resident Killer Whales and the economic well-being of tribal, recreational, and commercial fisheries. Key species often have significant cultural and spiritual value, in addition to their ecological and economic significance.

10.6 Data Gaps and Recommendations

10.6.1 Data Gaps

As addressed throughout the CAP and its appendices, data continues to be collected regarding PFAS impacts, possible future regulation, and resulting direct and indirect costs of PFAS controls, remediation activities, and environmental and human impacts.

10.6.2 Recommendations

This appendix does not propose any specific recommendations. Information collected under each of the recommendations proposed in this CAP will allow future refinement of our economic analysis.

References

- Aberger, M., Wilson, B., Holzbeierlein, J. M., Griebing, T. L., & Nangia, A. K. (2014). Testicular self-examination and testicular cancer: a cost-utility analysis. *Cancer Medicine*, 3, 1629–1634. <https://doi.org/10.1002/cam4.318>
- Ahrens, L., & Bundschuh, M. (2014). Fate and effects of poly- and perfluoroalkyl substances in the aquatic environment: A review. *Environmental Toxicology and Chemistry*, 33, 1921–1929. <https://doi.org/10.1002/etc.2663>
- American Heart Association/American Stroke Associations (AHA/ASA). (2017). *Heart Disease and Stroke Statistics 2017 At-a-Glance*. https://healthmetrics.heart.org/wp-content/uploads/2017/06/Heart-Disease-and-Stroke-Statistics-2017-ucm_491265.pdf
- Antron. (2016). The Antron Brand Launches Fluorine-free Duratech Soil Resistance Formula.
- Australian Department of Health. (2018). Expert Health Panel for Per- and Poly-Fluoroalkyl Substances (PFAS). Retrieved from [https://www1.health.gov.au/internet/main/publishing.nsf/Content/C9734ED6BE238EC0CA2581BD00052C03/\\$File/expert-panel-report.pdf](https://www1.health.gov.au/internet/main/publishing.nsf/Content/C9734ED6BE238EC0CA2581BD00052C03/$File/expert-panel-report.pdf)
- Bagenstose, K. (2018, November 26). Study: High PFAS blood levels in Bucks, Montgomery County residents. *The Pennsylvania Intelligencer*. Retrieved from <https://www.theintell.com/news/20181126/study-high-pfas-blood-levels-in-bucks-montgomery-county-residents>
- Ballesteros, V., Costa, O., Iñiguez, C., Fletcher, T., Ballester, F., & Lopez-Espinosa, M.-J. (2017). Exposure to perfluoroalkyl substances and thyroid function in pregnant women and children: A systematic review of epidemiologic studies. *Environment International*, 99, 15–28. <https://doi.org/10.1016/j.envint.2016.10.015>
- Becher, R., Øvrevik, J., Schwarze, P., Nilsen, S., Hongslo, J., & Bakke, J. (2018). Do Carpets Impair Indoor Air Quality and Cause Adverse Health Outcomes: A Review. *International Journal of Environmental Research and Public Health*, 15, 184. <https://doi.org/10.3390/ijerph15020184>
- Bjorhus, J. (2020, February 27). Cleanup of PFAS “forever chemicals” could cost up to \$1.2 billion, exceed 3M settlement: State estimates cleanup could cost up to \$1.2 billion. *Star Tribune*. Retrieved from <https://www.startribune.com/minnesota-estimates-cost-of-projects-to-treat-drinking-water-under-3m-settlement/568226032/>
- Black, R. (2020). Lakewood Water District Comment on Washington State Department of Ecology Draft PFAS Chemical Action Plan. November 20, 2020. Retrieved from https://scs-public.s3-us-gov-west-1.amazonaws.com/env_production/oid100/did200002/pid_200743/assets/merged/ih0rnm_document.pdf?v=9BE2WNV76
- Carpet and Rug Institute (CRI). (2020). Research and Resources webpage. Retrieved from <https://carpet-rug.org/resources/research-and-resources/>

- CDM Smith. (2020). Cost Analysis of the Impacts on Municipal Utilities and Biosolids Management to Address PFAS Contamination. October 2020. Retrieved from <https://www.wef.org/globalassets/assets-wef/3---resources/topics/a-n/biosolids/technical-resources/cost-analysis-of-pfas-on-biosolids---final.pdf>
- Centers for Disease Control and Prevention (CDC). (2018). High Cholesterol Facts. Retrieved from <https://www.cdc.gov/cholesterol/facts.htm>
- Centers for Disease Control and Prevention (CDC). (2019). An Overview of the Science and Guidance for Clinicians PFAS on Per- and Polyfluoroalkyl Substances (PFAS). Retrieved from <https://www.atsdr.cdc.gov/pfas/docs/clinical-guidance-12-20-2019.pdf>
- Chang, E. T., Adami, H.-O., Boffetta, P., Wedner, H. J., & Mandel, J. S. (2016). A critical review of perfluorooctanoate and perfluorooctanesulfonate exposure and immunological health conditions in humans. *Critical Reviews in Toxicology*, 46, 279–331. <https://doi.org/10.3109/10408444.2015.1122573>
- Consumer Reports: Best Buy Drugs. (2014). Evaluating statin drugs to treat: high cholesterol and heart disease. *Consumer Reports*. Retrieved from https://article.images.consumerreports.org/prod/content/dam/cro/news_articles/health/PDFs/StatinUpdate-FINAL.pdf
- Daly, H. E. (1990). Toward some operational principles of sustainable development. *Ecological Economics*, 2, 1–6. [https://doi.org/10.1016/0921-8009\(90\)90010-R](https://doi.org/10.1016/0921-8009(90)90010-R)
- Davis, K., Collins, S. R., Doty, M. M., Ho, A., & Holmgren, A. L. (2005). Health and Productivity Among U.S. Workers. *The Commonwealth Fund*. Retrieved from https://www.commonwealthfund.org/sites/default/files/documents/___media_files_publications_issue_brief_2005_aug_health_and_productivity_among_u_s_workers_856_davis_hlt_productivity_usworkers_pdf.pdf
- DeFazio, D., & Tynan, T. (2019). Threats to Drinking Water and Public Health in Alaska: The Scope of the PFAS Problem, Consequences of Regulatory Inaction, and Recommendations. *Alaska Community Action on Toxics*. Retrieved from <https://www.akaction.org/wp-content/uploads/Report-Threats-to-Drinking-Water-and-Public-Health-in-Alaska-FINAL-web-version-9-24-19.pdf>
- Dupont. (2020). Sorona Eco-Efficient Performance Fiber. Retrieved from http://sorona.com/?gclid=EAlaIQobChMIuJCNOp-26QIV5AI9Ch0cywuvEAAYASAAEgJdA_D_BwE
- Edson. (2019). Edson Pumps. Retrieved from <https://www.edsonpumps.com>
- Ellis, T. (2020, February 16). Pentagon is paying to extend North Pole’s water system due to PFAS contamination in wells. *Alaska Public Media*. Retrieved from <https://www.alaskapublic.org/2020/02/16/pentagon-is-paying-to-extend-north-poles-water-system-due-to-pfas-contamination-in-wells/>
- Endocrine Society. (2015). *Thyroid: Endocrine Facts and Figures*. <https://www.endocrine.org/topics/thyroid-disorders-and-cancer/facts-and-figures>

- Environmental Resources Management (ERM), & CHA. (2019). Municipal Water Supply Study for the Village of Hoosick Falls. Retrieved from https://www.dec.ny.gov/docs/remediation_hudson_pdf/hoosickmuniwatersupprept.pdf
- Environmental Security Technology Certification Program (ESTCP). (2003). ESTCP Cost and Performance Report: Oil/Water Emulsion and Aqueous Film Forming Foam (AFFF) Treatment Using Air-Sparged Hydrocyclone Technology. *US Department of Defense (DOD)*. Retrieved from <https://www.serdp-estcp.org/content/download/5686/78447/file/SI-200005-CP.pdf>
- Farley, J. (2012). Ecosystem services: The economics debate. *Ecosystem Services*, 1, 40–49. <https://doi.org/10.1016/j.ecoser.2012.07.002>
- French, M. T., Homer, J. F., Popovici, I., & Robins, P. K. (2015). What You Do in High School Matters: High School GPA, Educational Attainment, and Labor Market Earnings as a Young Adult. *Eastern Economic Journal*, 41, 370–386. <https://doi.org/10.1057/ej.2014.22>
- Fromme, H., Tittlemier, S. A., Völkel, W., Wilhelm, M., & Twardella, D. (2009). Perfluorinated compounds – Exposure assessment for the general population in western countries. *International Journal of Hygiene and Environmental Health*, 212, 239–270. <https://doi.org/10.1016/j.ijheh.2008.04.007>
- Garcia, E., & Weiss, E. (2018). Student absenteeism: Who misses school and how missing school matters for performance. *Economic Policy Institute*. Retrieved from <https://epi.org/152438>
- Gardner, P. (2019, March 21). PFAS pollution already costing Michigan communities millions of dollars. *MLive*.
- Giesy, J. P., & Kannan, K. (2002). Peer Reviewed: Perfluorochemical Surfactants in the Environment. *Environmental Science & Technology*, 36, 146A-152A. <https://doi.org/10.1021/es022253t>
- Giesy, J. P., Kannan, K., & Jones, P. D. (2001). Global Biomonitoring of Perfluorinated Organics. *The Scientific World Journal*, 1, 627–629. <https://doi.org/10.1100/tsw.2001.342>
- Giesy, J. P., Naile, J. E., Khim, J. S., Jones, P. D., & Newsted, J. L. (2010). Aquatic Toxicology of Perfluorinated Chemicals. *Environmental Contamination and Toxicology*, 202, 1–52. https://doi.org/10.1007/978-1-4419-1157-5_1
- Ginn, D. (2021). Department of the Navy Comment on Washington Department of Ecology Draft PFAS Chemical Action Plan. January 20, 2021. Retrieved from https://scs-public.s3-us-gov-west-1.amazonaws.com/env_production/oid100/did200002/pid_200743/assets/merged/hi0qih3_document.pdf?v=9BE2WNV76
- Grainger Inc. (2019). Spill Control Supplies. Retrieved from <https://www.grainger.com/category/safety/spill-control-supplies>
- Houde, M., De Silva, A. O., Muir, D. C. G., & Letcher, R. J. (2011). Monitoring of Perfluorinated Compounds in Aquatic Biota: An Updated Review. *Environmental Science & Technology*, 45, 7962–7973. <https://doi.org/10.1021/es104326w>

- International Agency for Research on Cancer (IARC). (2017). IARC Monographs: Some Chemicals used as solvents and in polymer manufacture. *World Health Organization*, 110, 1–289. Retrieved from <https://monographs.iarc.fr/wp-content/uploads/2018/06/mono110.pdf>
- JME Ellsworth. (2019). Edson Model 28202 Pump Out Caddy w/ 25 Gallon Waste Collection Cart. Retrieved from <https://www.jmesales.com/edson-model-28202-pump-out-caddy-w-25-gallon-waste-collection-cart/>
- Knutsen, H. K., et al. (2018). Risk to human health related to the presence of perfluorooctane sulfonic acid and perfluorooctanoic acid in food. *EFSA Journal*, 16. <https://doi.org/10.2903/j.efsa.2018.5194>
- Kougoulis, J. S., Kaps, R., Walsh, B., Bojczuk, K., & Crichton, T. (2012). Revision of EU European Ecolabel and Development of EU Green Public Procurement Criteria for Indoor and Outdoor Paints and Varnishes: Ecolabel Background Report. Retrieved from <https://ec.europa.eu/environment/ecolabel/documents/Paints Background Report.pdf>
- Krauss, J. (2020). Sammamish Plateau Water and Sewer District Comment on Washington Department of Ecology Draft PFAS Chemical Action Plan. December 15, 2020. Retrieved from https://scs-public.s3-us-gov-west-1.amazonaws.com/env_production/oid100/did200002/pid_200743/assets/merged/y20dibs_document.pdf?v=ZNUFDP4V
- Loeppke, R., Taitel, M., Haufle, V., Parry, T., Kessler, R. C., & Jinnett, K. (2009). Health and Productivity as a Business Strategy: A Multiemployer Study. *Journal of Occupational and Environmental Medicine*, 51, 411–428. <https://doi.org/10.1097/JOM.0b013e3181a39180>
- Mayo Clinic. (2017). High Cholesterol webpage. Retrieved from <https://www.mayoclinic.org/diseases-conditions/high-blood-cholesterol/symptoms-causes/syc-20350800>
- McCabe, S., Clement, S., & Ochoa, A. (2008). Sustainable Procurement Guidelines for Cleaning Products and Services: Background Report. *Local Governments for Sustainability (ICLEI) for the United Nations Environment Programme – Division of Technology, Industry and Economics (UNEP-DTIE)*. Retrieved from https://www.greeningtheblue.org/sites/default/files/Backgroundoncleaningproducts_0.pdf
- Minnesota 3M PFC Settlement. (2020a). Conceptual Drinking Water Supply Plan. *Minnesota 3M PFC Settlement*. Retrieved from <https://3msettlement.state.mn.us/DrinkingWaterSupply>
- Minnesota 3M PFC Settlement. (2020b). Conceptual Drinking Water Supply Plan: Chapter 7 (Draft). Retrieved from https://3msettlement.state.mn.us/sites/default/files/Draft_Chapter7.pdf
- Mitchell, R. J., & Bates, P. (2011). Measuring Health-Related Productivity Loss. *Population Health Management*, 14, 93–98. <https://doi.org/10.1089/pop.2010.0014>
- National Cancer Institute (NCI). (2018). Cancer Statistics webpage. Retrieved from <https://www.cancer.gov/about-cancer/understanding/statistics>

- National Toxicology Program (NTP). (2016). NTP Monograph on Immunotoxicity Associated with Exposure to Perfluorooctanoic Acid or Perfluorooctane Sulfonate. *US Department of Health and Human Services*. Retrieved from https://ntp.niehs.nih.gov/ntp/ohat/pfoa_pfos/pfoa_pfosmonograph_508.pdf
- New York Department of Environmental Conservation (DEC). (2020). Hoosick Falls Area: Information for Communities Impacted by Per- and Poly-fluorinated Alkyl Substances (PFAS). Retrieved May 15, 2020 from <https://www.dec.ny.gov/chemical/108791.html>
- Nurmagambetov, T., Kuwahara, R., & Garbe, P. (2018). The Economic Burden of Asthma in the United States, 2008–2013. *Annals of the American Thoracic Society*, *15*, 348–356. <https://doi.org/10.1513/AnnalsATS.201703-259OC>
- Osuna, C. E., Grandjean, P., Weihe, P., & El-Fawal, H. A. N. (2014). Autoantibodies Associated with Prenatal and Childhood Exposure to Environmental Chemicals in Faroese Children. *Toxicological Sciences*, *142*, 158–166. <https://doi.org/10.1093/toxsci/kfu163>
- Pancras, T., Schrauwen, G., Held, T., Baker, K., Ross, I., & Slenders, H. (2016). Environmental fate and effects of poly and perfluoroalkyl substances (PFAS). *Concawe Soil and Groundwater Taskforce*. Retrieved from https://www.concawe.eu/wp-content/uploads/2016/06/Rpt_16-8.pdf
- Prevedouros, K., Cousins, I. T., Buck, R. C., & Korzeniowski, S. H. (2006). Sources, Fate and Transport of Perfluorocarboxylates. *Environmental Science & Technology*, *40*, 32–44. <https://doi.org/10.1021/es0512475>
- Renner, R. (2006). The long and the short of perfluorinated replacements. *Environmental Science & Technology*, *40*, 12–13. <https://doi.org/10.1021/es062612a>
- Safer States. (2019). Costs of PFAS Contamination – Safer States – February 2019. Retrieved from https://saferchemicals.org/wp-content/uploads/2019/02/safer_states_costs_of_pfas_contamination.pdf
- Scheringer, M., Trier, X., Cousins, I. T., de Voogt, P., Fletcher, T., Wang, Z., & Webster, T. F. (2014). Helsingør Statement on poly- and perfluorinated alkyl substances (PFASs). *Chemosphere*, *114*, 337–339. <https://doi.org/10.1016/j.chemosphere.2014.05.044>
- Sokol, C. (2017). Air Force to reimburse Airway heights for clean water after decades of chemical contamination. Updated: Wednesday, November 8, 2017. *The Spokesman Review*. Retrieved from <https://www.spokesman.com/stories/2017/nov/08/air-force-to-reimburse-airway-heights-for-clean-wa/>
- Soni, A. (2011). Use and Expenditures Related to Thyroid Disease among Women Age 18 and Older, U.S. Noninstitutionalized Population, 2008. *Agency for Healthcare Research and Quality*. Retrieved from https://meps.ahrq.gov/data_files/publications/st348/stat348.pdf
- Stein, C. R., Ge, Y., Wolff, M. S., Ye, X., Calafat, A. M., Kraus, T., & Moran, T. M. (2016). Perfluoroalkyl substance serum concentrations and immune response to FluMist vaccination among healthy adults. *Environmental Research*, *149*, 171–178. <https://doi.org/10.1016/j.envres.2016.05.020>

- Sun, G. H., DeMonner, S., & Davis, M. M. (2013). Epidemiological and Economic Trends in Inpatient and Outpatient Thyroidectomy in the United States, 1996–2006. *Thyroid*, 23, 727–733. <https://doi.org/10.1089/thy.2012.0218>
- Torpie, S. (2019). Personal communication. Email to Barbara Morrissey, Washington State Department of Health, from Scott Torpie, Washington State Department of Health. Subject: ASDWA PFAS Workgroup – PFAS treatment Case Studies. March 18, 2019.
- United Nations Environmental Programme (UNEP). (2012). Technical paper on the identification and assessment of alternatives to the use of perfluorooctane sulfonic acid in open applications. *Stockholm Convention on Persistent Organic Pollutants*. Retrieved from <https://www.informea.org/sites/default/files/imported-documents/UNEP-POPS-POPRC12FU-SUBM-PFOA-Canada-48-20161209.En.pdf>
- United States Air Force (USAF). (2017). Frequently Asked Questions: Aqueous Film Forming Foam Replacement and containment. Retrieved from [https://www.afcec.af.mil/Portals/17/documents/Environment/AFFF FAQ replacement and containment.pdf?ver=2017-04-14-154056-060](https://www.afcec.af.mil/Portals/17/documents/Environment/AFFF%20FAQ%20replacement%20and%20containment.pdf?ver=2017-04-14-154056-060)
- U.S. Bureau of Labor Statistics. (2019). Consumer Price Index for Urban Consumers. Retrieved from https://data.bls.gov/timeseries/CUUR0000SA0?output_view=pct_12mths
- U.S. Bureau of Labor Statistics. (2017). May 2017 wages by area and occupation. Retrieved from https://www.bls.gov/oes/2017/may/oes_wa.htm
- U.S. Department of Defense (DOD). (2018). Federal Contract Opportunity for Removal, destruction and disposal of Aqueous Film-Forming Foam (AFFF). Award SP450018R0008. Retrieved from <https://govtribe.com/opportunity/federal-contract-opportunity/removal-destruction-and-disposal-of-aqueous-film-forming-foam-ffff-dot-sp450018r0008>
- U.S. Department of Human and Health Services. (2012). Urologic Diseases in America. Retrieved from <https://www.niddk.nih.gov/about-niddk/strategic-plans-reports/urologic-diseases-in-america>
- U.S. Environmental Protection Agency (EPA). (2009). Long-Chain Perfluorinated Chemicals (PFCs) Action Plan. Retrieved from https://www.epa.gov/sites/production/files/2016-01/documents/pfcs_action_plan1230_09.pdf
- U.S. Treasury Department. (2020). Series I Savings Bonds Rates & Terms: Calculating Interest Rates. Retrieved from https://www.treasurydirect.gov/indiv/research/indepth/ibonds/res_ibonds_iratesandterms.htm
- Wagner, J., & Bagenstose, K. (2017, February 3). Local, National Labs offer PFC Blood Tests. *The Pennsylvania Intelligencer*. Retrieved from <https://www.theintell.com/news/20170203/local-national-labs-offer-pfc-blood-tests/1>
- Washington State Department of Ecology (Ecology). (2013). Public Participation Grant Agreement Between the State of Washington, Department of Ecology, and Futurewise. Effective date: October 1, 2013.

- Washington State Department of Ecology (Ecology). (2015). Model Toxics Control Accounts: Biennial Report of Expenditures 2013 – 2015 Biennium. Retrieved from <https://apps.ecology.wa.gov/publications/documents/1509340.pdf>
- Washington State Department of Ecology (Ecology). (2018a). Ecology 2019 Standard Costs [Internal memo].
- Washington State Department of Ecology (Ecology). (2018b). Model Toxics Control Accounts: Biennial Report of Expenditures 2015 – 2017 Biennium. Retrieved from <https://apps.ecology.wa.gov/publications/documents/1709055.pdf>
- Washington State Department of Ecology (Ecology). (2019a). Invoice and budget tracking, Lower Issaquah Valley PFAS Characterization Study. Complete and ongoing work. Total invoiced through 12/28/2018.
- Washington State Department of Ecology (Ecology). (2019b). Model Toxics Control Accounts: Biennial Report of Expenditures 2017 – 2019 Biennium. Retrieved from <https://apps.ecology.wa.gov/publications/documents/1909045.pdf>
- Washington State Department of Enterprise Services (DES). (2018a). 00710 Flooring Sales by Agency.
- Washington State Department of Enterprise Services (DES). (2018b). State carpet contract prices for Interface, Mannington, Mohawk, Shaw, and Tandus brands. Retrieved from <https://apps.des.wa.gov/DESContracts/Home/ContractSummary/03916>
- Washington State Department of Enterprise Services (DES). (2018c). Bid sheet for state contract for waterborne road marking paint. Retrieved from <https://apps.des.wa.gov/DESContracts/Home/ContractSummary/02817>
- Washington State Office of Financial Management (OFM). (2019). General government salary schedule. Retrieved from https://ofm.wa.gov/sites/default/files/public/shr/CompensationAndJobClasses/SalarySchedules/2019Jan1_GWA/Represented/GS_2019Jan1_Represented.pdf
- World Health Organization (WHO). (2009). WHO guide to identifying the economic consequences of disease and injury. Retrieved from https://www.who.int/choice/publications/d_economic_impact_guide.pdf
- York, R. (2020). Personal communication. Email to Priscilla Tomlinson, City of Issaquah, from Robert York, City of Issaquah. Subject: GAC costs. May 29, 2020. Available at https://www.ezview.wa.gov/Portals/_1962/Documents/PFAS/PFAS_CAP_PersonalCommunication_References.pdf
- Yamashita, N., Kannan, K., Taniyasu, S., Horii, Y., Petrick, G., & Gamo, T. (2005). A global survey of perfluorinated acids in oceans. *Marine Pollution Bulletin*, 51, 658–668. <https://doi.org/10.1016/j.marpolbul.2005.04.026>

List of acronyms

General acronyms

Table 91. Acronyms found in the economic analysis appendix.

Acronym	Definition
AFFF	Aqueous film forming foam
CAP	Chemical Action Plan
CDC	Centers for Disease Control and Prevention
DES	Washington State Department of Enterprise Services
DOD	United States Department of Defense
DON	Department of Navy
Ecology	Washington State Department of Ecology
EPA	United States Environmental Protection Agency
ESTCP	Environmental Security Technology Certification Program
GAC	Granular activated carbon
Health	Washington State Department of Health
lb	Pound
MTCA	Model Toxics Control Act
NH	State of New Hampshire
OLF	Outlying Landing Field
PPG	Public Participation Grant
sy	Square yard
TCP	Ecology Toxics Cleanup Program
UNEP	United Nations Environmental Programme
WAC	Washington Administrative Code
WWTP	Wastewater treatment plant

Chemical names

Table 92. Chemical name acronyms found in the economic analysis appendix, excluding the general acronyms listed in the table above.

Acronym	Chemical Name
PFAS	Per- and polyfluoroalkyl substances
PFCA	Perfluoroalkyl carboxylic acid
PFHxS	Perfluorohexane sulfonate
PFOSA	Perfluorooctanesulfonamide
PFOA	Perfluorooctanoic acid
PFOS	Perfluorooctane sulfonic acid
PFSA	Perfluoroalkyl sulfonic acid

Appendix 11: Response to Comments

11.0 Overview

11.0.1 Introduction

In accordance with Washington Administrative Code (WAC) [173-333-430\(6\)](#),¹⁹⁶ The Washington State Department of Ecology (Ecology) and the Washington State Department of Health (Health) (jointly “we”) issued the [Draft Per- and Polyfluoroalkyl Substances \(PFAS\) Chemical Action Plan](#)¹⁹⁷ (CAP) on October 7, 2020 for review by the public.

Public comment notification

We notified the public of the issuance of the Draft CAP for comment using the following methods:

- Publication in the [Washington State Register \(WSR\) \(WSR, 2020a\)](#)¹⁹⁸
- Announcement on the project webpage
- Announcement on the Washington State Department of Ecology’s (Ecology) public events page
- Notification sent to the Chemical Action Plan list serve
- Notifications sent to other Ecology list serves:
 - Safer Products for Washington program list serve
 - Public Participation Grants list serve
 - E-Cycle Program list serve
- [News release distributed to media outlets](#)¹⁹⁹
- Social media announcements sharing the comment period opening
 - On [Twitter](#)²⁰⁰ and [Facebook](#)²⁰¹
- Social media announcement sharing the first comment period extension
 - On [Twitter](#)²⁰² and [Facebook](#)²⁰³

The availability of the Draft CAP for comment was also announced during presentations Ecology staff gave at various regional and national workshop events (see subsection Public Comment Meetings below).

¹⁹⁶ <https://apps.leg.wa.gov/wac/default.aspx?cite=173-333-430>

¹⁹⁷ <https://apps.ecology.wa.gov/publications/summarypages/2004035.html>

¹⁹⁸ lawfilesext.leg.wa.gov/law/wsr/2020/19/20-19-130.htm

¹⁹⁹ <https://ecology.wa.gov/About-us/Get-to-know-us/News/2020/Oct-8-Public-invited-to-comment-on-PFAS-Chemical-A>

²⁰⁰ <https://twitter.com/EcologyWA/status/1314257704110624768?s=20>

²⁰¹ <https://www.facebook.com/125197434170426/posts/3513097185380417/?d=n>

²⁰² <https://twitter.com/EcologyWA/status/1329137296453595144?s=20>

²⁰³ <https://www.facebook.com/125197434170426/posts/3628605970496204/?d=n>

Public comment submission process

Public comments could be submitted via an automated comment form available from the project webpage, by email, by fax, or by regular postal service. For those submitted via mail, they had to be postmarked by the last day of the comment period.

Public comment duration

WAC [173-333-430\(6\)](#)²⁰⁴ requires a minimum comment period of 60 days. The Draft CAP was originally open for comment through December 7, 2020. We extended the comment period twice at the request of local health departments, whose resources to respond were limited due to their active participation in responding to the Coronavirus disease 2019 (COVID-19) pandemic.

- A first extension was granted at the request of Seattle/King County Health Department, extending the comment through January 4, 2021 (O'Rourke, 2020; Makarow, 2020a; [WSR, 2020b](#)²⁰⁵).
- A second extension was granted at the request of Seattle/King County Health Department extending the comment through January 22, 2021 (Tan, 2020; Makarow, 2020b; [WSR, 2021](#)²⁰⁶).

We published each of these extensions in the WSR, made concurrent updates to the project webpage, and sent notifications to the project list serve. We also announced the first extension on Ecology's Twitter and Facebook pages.

We received a third request for extension included in the comment letter from the National Waste and Recycling Association (NWRA) (Smith, 2021). The NWRA requested that additional time be provided so that recently released draft Environmental Protection Agency (EPA) guidance on destruction and disposal of materials containing PFAS could be reviewed (EPA, 2020a). Ecology and Health chose to close the comment period as planned (Makarow, 2021), given that many additional federal PFAS actions would continue into the future.

Public comment meetings

WAC 173-333-430(6) requires two in-person public meetings in eastern and western Washington. However, issuance of the Draft CAP occurred during the COVID-19 situation, during which time meetings in public were not possible (Inslee, 2020; 2021). As a result, we conducted virtual public meetings as follows:

- November 12, 2020, 2 p.m.
- November 18, 2020, 6 p.m.
- November 19, 2020, 2 p.m.

Seven members of the public provided comments verbally during these meetings.

²⁰⁴ <https://apps.leg.wa.gov/wac/default.aspx?cite=173-333-430>

²⁰⁵ lawfilesexternal.wa.gov/law/wsr/2020/23/20-23-092.htm

²⁰⁶ lawfilesexternal.wa.gov/law/wsr/2021/02/21-02-031.htm

11.0.2 Comments received

Ecology received a total of 949 letter submissions and verbal comments. We posted all comments—whether submitted via the automated form or other means—to the [project eComments page](#)²⁰⁷ to make them accessible to the public. We also transcribed the public meetings and shared them on the eComments page.

Three form letters represented a large portion of the comments submitted:

- Form letter 1: 142 submissions
- Form letter 2: 586 submissions
- Form letter 3: 146 submissions

The content of these form letters is included in our comment review, where we identify issues each form letter raised. Ninety-five of the form letters included personalized messages, generally encouraging action on PFAS.

Table 93 summarizes the number of comments by the type of person or organization submitting them. [Supplement 1](#) to this Appendix lists the persons and organizations who submitted a comment letter.

Table 93. Summary of comments, both written and verbal, on the Draft PFAS CAP.

Source of submission	Number of submissions
Individual	899
Local Government	12
Public Agencies (other than local government departments)	7
State Agency	1
Federal Government	1
Tribe or Tribal Organization	3
Organizations and associations	20
Business and industry	6
Total submissions	949

11.0.3 Comment response overview

WAC [173-333-430](#)(6)²⁰⁸ requires that Ecology provide a response to public comments. As noted above, we received many individual comment letters—more than for any previous CAP. In addition, each submission covered multiple topics addressed in the CAP – resulting in many instances of overlap between individual letter submissions.

Ecology staff reviewed the comments received and responded to the substantive concerns on an issue-by-issue basis. We identified the “issues” based on their correspondence with

²⁰⁷ <http://hwtr.ecology.commentinput.com/comment/extra?id=j4eJD>

²⁰⁸ <https://apps.leg.wa.gov/wac/default.aspx?cite=173-333-430>

information presented in the Draft CAP, or on material association with a specific section or appendix of the Draft CAP. Several submissions address the same issue from different perspectives.

Therefore, we subdivided each of the comment letters or verbal comments from one person into the “issues” addressed. We considered comments in combination with similar concerns raised by others. Overall, we identified 299 “issues,” which are presented in [Section 11.1](#) with accompanying responses.

We organized the issues and responses by the location of where the topic is addressed in the CAP, with the following exceptions:

- Several issues were general or procedural—these are grouped and addressed as “general” issues.
- We grouped comments on the recommendations by each recommendation, regardless of whether the comment was specifically made on the version of recommendations appearing in the Draft CAP executive summary, in the main portion of the Draft CAP, or at the end of each appendix.

Each issue is presented in a consistent manner as follows:

- Each issue is numbered.
- The comments submitted on each issue are summarized in a summary statement.
- The persons or organizations who contributed comments on the issue are identified in brackets at the end of the summary statement.
- Occasionally, additional details about the issue are provided following the summary statement.
- The response to the issue starts following the bolded word “response.”

Figure 49 provides an illustration of this issue and response organization.

Figure 49. Organization of comment responses including a summary of the issue, a list of individuals organizations who provided comments related to the issue, and the response.

Issue 1: The issue is described in a summary statement. The persons or organizations who submitted comments grouped in this issue are noted in the brackets at the end of the issue.
[Individual Person 1, Individual Person 2, Organization 1, Local Government 1]

Occasionally, additional details are added to further describe the issue.

Response: The response to the issue follows the summary statement and includes additional details, if any. The response also indicates if changes were made to the CAP as a result of considering the issue.

11.1 Response to Comments

General issues

Issue 1: Comments received on the Draft CAP will be used as part of a rulemaking process.
[Cascade Water Alliance, City of Vancouver, Avery, 3M, Form Letter 2, Form Letter 3, Toxic Free Future, The Lands Council, Public Health – Seattle & King County, 3M]

Comments were provided in the belief that the Draft CAP was part of a rulemaking process, or on topics addressed in a rulemaking related to PFAS in drinking water being conducted by the Washington State Board of Health (SBOH). These comments included, but were not limited to:

- Adoption of State Action Levels (SAL) for all PFAS.
- Overly protective standards currently being considered by the SBOH.
- Adoption of Maximum Contaminant Levels (MCL) and consideration of cumulative and aggregate exposures to PFAS mixtures and other chemicals.
- Lack of uniformity with federal government standards and guidelines.
- Supporting information regarding perfluorooctane sulfonic acid (PFOS) and perfluorooctanoic acid (PFOA) emissions to be considered as part of a rulemaking process.

Response: Several comments submitted were related to the SBOH rulemaking for PFAS in drinking water. This rulemaking has a separate and dedicated process for public and stakeholder input. Information about how to participate is available on the [Drinking Water](#)

[Rulemaking webpage](#).²⁰⁹ Responding to comments on the draft drinking water rule is out of scope for the PFAS CAP. We did, however, share the comments with the Department of Health team who is developing the draft rule.

Several comments encouraged that any actions taken be uniform with federal government standards, guidelines, and policy developments. Ecology and Health are actively tracking and considering federal development of standards, guidelines, and policy surrounding PFAS (for example see Rice and Johnson, 2021). Washington state and many other states are moving ahead to put environmental and health protections in place due to the lack of current federal regulations.

Issue 2: Updating the CAP in the future. [City of Redmond, Yost]

Comments asked whether the CAP would be updated in the future, for example if cost estimates to implement recommendations addressing drinking water contamination exceed identified funding availability, or if new information regarding PFAS and their impacts becomes available.

Response: The agencies acknowledge that new information becomes available regarding chemicals studied in a CAP after a CAP is issued; we take this information into consideration in the CAP implementation phase. The CAP is a planning document. If a new plan is needed to address PFAS in Washington, we can consider that as our resources allow.

Issue 3: The CAP falls short in its recommendations, particularly with respect to using existing regulatory authority, setting timelines, and investing in solutions. The CAP should include an action timeline and enforcement steps. [Form letter 2, Olympic Environmental Council, Chow]

Response: [Appendix 9, Regulations](#), updated in the CAP, summarizes the regulatory authorities for PFAS compounds applicable in Washington state. Ecology and Health are implementing multiple activities under these authorities as explained in the CAP at the Executive Summary, What else are we doing about PFAS?, Law implementation (also updated in the CAP). Ecology provides information about the timing of implementation steps at its webpages addressing activity under specific regulations. Both the Draft and this CAP have identified areas where additional rulemaking could be considered based on data collected as a result of implementing recommendations. In some cases, state authority is delegated or preempted by the federal government.

Following issuance of the CAP, Ecology and Health will begin implementing recommendations. As noted in the Draft and this CAP, some recommendations are already being implemented where funding for staff and other resources have been secured. Each agency will continue to prioritize and carry out its implementation activity based on available funding and staffing, and funding approved by the Legislature in support of the regulatory programs.

²⁰⁹ <https://www.doh.wa.gov/CommunityandEnvironment/DrinkingWater/RegulationandCompliance/RuleMaking>

With respect to enforcement, Ecology is monitoring compliance with existing laws and regulations addressing PFAS and acting in areas where it believes regulated parties are not in compliance. For example:

- Packages containing metals and toxic chemicals (Chapter 70A.222 Revised Code of Washington [RCW]): The [first report to the Legislature](#)²¹⁰ identifying alternatives to PFAS in specific food packaging applications was submitted to the Legislature in February 2021; the ban addressing these specific applications will come into effect in 2023. Manufacturers of products complying with the law would be required to submit certificates of compliance in accordance with [RCW 70A.222.040](#)²¹¹ starting in 2023.
- Firefighting agents and equipment (Chapter [70A.400](#)²¹² RCW): Ecology conducted outreach, and continues to do so, with regulated entities to inform them of regulatory requirements surrounding the manufacture, sale, and use of PFAS-containing firefighting foam. In July 2020, when the restriction on the sale and manufacture of PFAS-containing firefighting foam came into effect, Ecology was made aware of certain products containing such foam still being sold in the state (Valeriano, 2020). Ecology is taking action to contact the manufacturers and sellers of the products to notify them of the prohibition on the sale of these products (Sharp, 2021). RCW 70A.400.060 allows for the imposition of penalties in this situation.
- Children’s Safe Products Act (Chapter 70A.430 RCW): [Appendix 9, Section 9.1.2](#), Chapter [173-334](#)²¹³ WAC, describes the procedures that manufacturers must follow to report the presence of PFOA and PFOS and its salts in children’s products regulated under the Act. WAC 173-334-120 provides enforcement mechanisms allowing Ecology to collect children’s products and analyze their components for the presence of chemicals of high concern to children (CHCC), and impose civil penalties if it finds a manufacturer has violated the provisions of the law. Ecology has used, and continues to use, this process to identify products violating the reporting requirements.

Issue 4: Numerous comments were submitted regarding concern over the potential adverse environmental and human health impacts resulting from PFAS emissions and use of products with PFAS. Comments supported existing and future action by Washington state, including source control, reducing or eliminating PFAS from products, working proactively with industry, manufacturers and businesses to eliminate releases to the environment, and funding by polluters to remove their contributions to the environment. [Fuerhelm, Murphy,

²¹⁰ <https://apps.ecology.wa.gov/publications/summarypages/2104007.html>

²¹¹ <https://app.leg.wa.gov/RCW/default.aspx?cite=70A.222.040>

²¹² <https://app.leg.wa.gov/rcw/default.aspx?cite=70A.400&full=true>

²¹³ <https://apps.leg.wa.gov/wac/default.aspx?cite=173-334>

Zimmerle, City of Vancouver, NWRA, Northwest Biosolids, King County Water Treatment Department, Public Health – Seattle & King County, Clark]

Response: Ecology and Health appreciate the interest the PFAS CAP has raised across numerous types of organizations and the public. As identified in the CAP at the Executive Summary, What else are we doing about PFAS?, both Ecology and Health are actively working to implement regulatory programs addressing PFAS in certain products, as well as obtaining funding from the Legislature to conduct studies recommended by the CAP. We recognize that source control is an important aspect of the CAP, as identified in numerous recommendations and as discussed in the response to Issue 82.

Issue 5: Document length may be a barrier to receiving public input. [Kuran]

Response: Thank you for your concern about public accessibility. Developing this CAP was a large and complex project partly because PFAS are a large class of chemicals, rather than a single contaminant. They also have many current uses that are unregulated, they occur in a number of waste streams (compost, landfills, sewer water, industrial discharge) and appear widely in environmental samples of water, sediments, soil, and biota. In addition, they are widely detected in human serum. As such, characterizing the extent of the PFAS problem in our state was challenging and involved extensive scientific review. The technical portions of the CAP will serve as a resource for professional staff and others as we implement the plan. We acknowledge that the PFAS CAP is a highly technical document. We are exploring new ways to develop CAPs that are more condensed and easily read by the public.

Issue 6: Additional stakeholders should be included in the CAP process. Comments requested that additional stakeholders be invited to future activities surrounding the CAP, including statewide organizations with interests in water, wastewater, biosolids, and waste handling sectors. [City of Vancouver, National Waste and Recycling Association]

Response: Ecology appreciates the interest conveyed by the waste management sector, public and private, regarding the issues of PFAS presence in a variety of waste streams. Sector concerns have been addressed throughout this response to comments, and changes made to the CAP to properly characterize landfilling practices. Preparation of the PFAS CAP stretched over multiple years, with new information being identified by regulatory agencies throughout this entire time. New stakeholders have emerged based on the development of guidelines and polices at various regulatory levels, in particular recent draft federal guidelines regarding disposal of materials containing PFAS (see Issue 227). The public comment process on the Draft CAP did allow participation of the waste sector in the CAP preparation process.

As indicated in responses to Issues 114 through 118, CAP recommendation 4.2 focuses on collecting more information before any decisions are made to require monitoring. Should Ecology decide that monitoring requirements are warranted in the future, the waste sector will have the opportunity to participate in comment processes associated with rulemaking.

Issue 7: Ecology and Health Should continue to collaborate when it comes to addressing PFAS in drinking water. [Sammamish Plateau Water and Sewer District, City of Redmond, Washington Association of Sewer and Water Districts]

Several comments supported and reinforced the importance of the alignment between Ecology and Health when addressing PFAS, especially in drinking water. Certain comments indicated such an alignment was necessary to provide clarity and effective PFAS administrative rules.

Response: Thank you for your support for agency coordination in addressing PFAS in drinking water. As you may know, Ecology and Health work together with stakeholders to prepare CAPs such as this one, as required by WAC [173-333-430](https://app.leg.wa.gov/wac/default.aspx?cite=173-333-430).²¹⁴ Regarding drinking water impacts, we heard repeatedly from stakeholders that when PFAS impact drinking water supplies, local governments and water systems will need technical assistance with source identification, treatment options, clean-up standards that are coherent with drinking water standards, and a legal framework for working with responsible parties.

Issue 8: The CAP should include a table of definitions defining all relevant terms used throughout the document. Specifically, when using the term “contamination”, does this refer to any level that exceeds an MCL? [Sammamish Plateau Water and Sewer District, City of Redmond].

Response: The authors attempted to ensure that terms being used are described in the text as necessary for proper context with respect to the issues being addressed. Because of the broad nature of the CAP, not only as a planning document, but also as an analysis of PFAS impacts across many environmental media, commercial sectors, and human health impacts it is not always possible to ascribe a single meaning to a term.

Regarding the word “contamination,” the CAP uses it in its most general sense when applied to environmental concerns, as defined in Merriam-Webster as “a process of contaminating, or making unfit for use by the introduction of unwholesome or undesirable elements.” When using the term, the CAP does not refer to any specific level exceeding any guidance value or regulatory standard.

Executive Summary

Why are we concerned about PFAS

Issue 9: Revisions were requested to text discussing bioaccumulation of long-chain PFAS in humans and animals and presence of perfluorinated alkyl acids (PFAA) in marine receptors. [TRC]

Response: Both of these revisions were incorporated into the subsection “Some PFAS are bioaccumulative.”

Issue 10: The executive summary should identify ingestion of PFAS contaminated dust as an exposure route for humans. [Public Health - Seattle & King County]

Response: This mode of exposure was added to the subsection “Nearly everyone in Washington is likely exposed to PFAS.” Children’s exposure to household dust is already discussed in additional detail in [Appendix 3, Section 3.3.2 PFAS in a typical home](#) and [Section 3.3.3 Consumer product priorities](#) and [Appendix 7, Section 7.3.3 Consumer products](#).

²¹⁴ <https://app.leg.wa.gov/wac/default.aspx?cite=173-333-430>

Issue 11: Statements in the executive summary regarding lack of understanding of (short-chain) PFAS replacement products may imply that short-chain PFAS are lower in toxicity. The CAP should emphasize that there is insufficient information about the toxicity of all PFAS, and that there is new data about hazardous effects of short-chain PFAS. [Abraham, Public Health - Seattle & King County]

A comment provides an additional reference regarding new toxicity data for short-chain PFAS (Nian et al., 2020). A comment requests that the CAP consider obtaining information from manufacturers to better understand how short-chain PFAS are being used in products and how they may impact the population.

Response: Several locations of the CAP identify that little is known about short-chain PFAS, including but not limited to [Appendix 1: Chemistry, Section 1.3 Manufacturing](#), and [Appendix 7: Health, Section 7.1.2 Primary health endpoints of concern, Sources of uncertainty in assessing hazard](#). Data gaps regarding PFAS are identified in most of the CAP appendices. We clarified replacement PFAS may not be safer and added Nian et al. (2020) to that discussion (see [Appendix 7: Health, Section 7.1 Human health hazard assessment](#)).

We also addressed in [Appendix 9: Regulations, Section 9.2.2 Food and Drug Administration](#), that a voluntary phase-out of 6:2 fluorotelomer alcohol (6:2 FTOH) is being implemented because of toxicity data becoming available regarding this substitute. This action was taken based on new scientific data indicating these substances may be biopersistent in rodents.

Comments also suggested that action is being delayed because of our lack of knowledge about certain short-chain PFAS. This is not the case. In numerous sections of the CAP, we address short-chain PFAS because they are already in use to replace voluntarily discontinued long-chain PFAS, and we identify that it is important to avoid regrettable substitutions.

To obtain information regarding which PFAS are being used in manufacturing processes or appear in products sold in the state, the CAP identifies the following pathways:

- As part of working with industries and manufacturers to implement Recommendation 2.3, Ecology expects that we would identify specific PFAS being used at such locations so as to find successful reductions in use and emissions.
- As part of the assessment of priority products under the Safer Products for Washington program, Ecology has authority to request information regarding specific PFAS used in the products, the amount present, and their function (see RCW [70A.350.030](#)(4)²¹⁵ and RCW [70A.430.060](#) (1)-(6)²¹⁶).
- Finally, even though specific PFAS are not required to be identified, notifications provided under the Firefighting Agents and Equipment Law identify PFAS presence and the reason for their use in firefighting personal protective equipment (see RCW [70A.400.030](#)²¹⁷).

²¹⁵ <https://app.leg.wa.gov/rcw/default.aspx?cite=70A.350.030>

²¹⁶ <https://app.leg.wa.gov/rcw/default.aspx?cite=70A.430.060>

²¹⁷ <https://app.leg.wa.gov/rcw/default.aspx?cite=70A.400.030>

Issue 12: The statement that “little is known” about specific PFAS substances used in products is a common misconception. The EPA has required manufacturers to generate considerable information for the relatively small number of PFAS substances in active commerce in the U.S. Significant information has already been collected regarding replacement products. [Alliance for Telomer Chemistry Stewardship]

The comment provides examples of how PFAS are used in the manufacture of a variety of products, and identifies that a robust body of scientific data has already been developed on some of the most common replacement products.

Response: The comment refers to the following statements: “For most products, little is known about the specific PFAS and amounts they contain, or the potential to expose humans or the environment during production, use, and disposal.” Although some information on the types of uses of specific PFAS is available via EPA’s review of substances under its Significant New Use Rules (SNURs) and New Chemical Review processes (see [Appendix 9: Regulations, Section 9.2.1 Environmental Protection Agency, Toxic Substances Control Act](#)), the publicly available information does not readily translate to:

- What PFAS are present in any specific product in commerce.
- In what concentration PFAS are found.
- The impacts of human exposure.
- How PFAS may be released into the environment.

Some of the uses allowed by SNURs are confidential. An informal survey of PFAS listed in EPA’s Chemview database identified instances of permitted uses in substantive quantities with only generic descriptions of the application for which the use was permitted (EPA, 2015; 2021a). For example, a 2015 consent order allows the use of “perfluorobutanesulfonamide and polyoxyalkylene containing polyurethane (PROVISIONAL)” (Chemical Abstract Service [CAS] 241099) as a generic protective treatment potentially used as a consumer spray product, but protects specific uses identified in the consent order as confidential. As addressed in Issue 83, and in [Appendix 3, Section 3.1.2 Secondary manufacturing](#), many efforts have compiled the myriad types of products that PFAS have been used in, and may still continue to be used in with some exceptions. See, for example, Glüge et al., 2020. Use of PFAS in secondary manufacturing is also not typically reported to regulatory agencies.

Replacement products, which often consist of short-chain PFAS, are not fully understood for the reasons explained. For example, the Food and Drug Administration’s (FDA) recent voluntary phase-out of certain 6:2 FTOH substances was based on new data regarding the bio-persistence of these substances in rodents, and raising concerns that the substances “may also persist in humans following dietary exposure” (FDA, 2020). See:

- Issue 294
- [Appendix 1: Chemistry, Section 1.3.5 trends in per-and polyfluoralkyl substance design.](#)
- Appendix 6: Ecological Toxicology, [Section 6.1.1 Short versus Long-chain PFAS](#) and [Section 6.2 Bioaccumulation.](#)

- [Appendix 7: Health, Section 7.1.2 Primary health endpoints of concern, Thyroid disease and thyroid hormone disruption.](#)
- [Appendix 9: Regulations, Section 9.2.2, Food and Drug Administration.](#)

Issue 13: Clarify the statement regarding bioaccumulation of PFAS in animals even though they are distant from PFAS sources. [Alliance for Telomer Chemistry Stewardship]

Response: References to studies that have demonstrated long-range transport of certain PFAS and that wildlife do not need to be near emission sources to show bioaccumulation were included in [Appendix 6, Section 6.2 Bioaccumulation](#). For example “...one study has shown elevated levels of PFAS in Scandinavian marine animals, although there is no production of PFAS in Scandinavia (Roos et al., 2013).”

Recommendations for action

We received comments on CAP recommendations relative to two main sections of the document: the recommendations listed in the Executive Summary, under the heading “Recommendations for Action,” and then often repeated again in the main portion of the document under the heading “Draft CAP Recommendations.”

Many comments raised the same issues relative to content in these separate sections. Occasionally, comments on the recommendations were also made in the appendices. To avoid repetition, our responses to comments raised regarding CAP recommendations are all grouped under the section “Draft CAP Recommendations” below.

What else are we doing about PFAS?

Issue 14: The CAP should provide more information on the status of Aqueous Film Forming Foam (AFFF) activities being conducted by Ecology (underway, complete), as well as relative to notification requirements regarding firefighting personal protective equipment. [Public Health – Seattle & King County]

Response: In the [Executive Summary, What else are we doing about PFAS?](#), the Draft CAP provided an update regarding activities to implement the law. We updated this section to reflect which activities are ongoing or changes since issuance of the Draft CAP. Activity relative to [Ecology’s preparation of an Environmental Impact Statement](#) (EIS)²¹⁸ to analyze the impacts of destruction of AFFF to be collected from local and state firefighting agencies was also added to this section.

Regarding notification requirements for firefighting personal protective equipment, the Draft CAP correctly described the activity that occurred upon law adoption—Ecology sent letters to protective equipment manufacturers in 2019 informing them of notification requirements and requesting certificates of compliance as permitted by RCW [70A.400.050](#)(1).²¹⁹ We requested that manufacturers confirm they provide notice to purchasers, or otherwise state that their products do not contain PFAS. Ecology tracked receipt of responses to this request. This activity

²¹⁸ <https://ecology.wa.gov/Waste-Toxics/Reducing-toxic-chemicals/Addressing-priority-toxic-chemicals/PFAS/Toxics-in-firefighting>

²¹⁹ <https://app.leg.wa.gov/RCW/default.aspx?cite=70A.400.050>

is complete, however Ecology may repeat the process in the future, pending availability of staff resources.

Issue 15: Comments asked that Ecology and Health develop a process to understand PFAS in children’s products, that all PFAS be added to Children’s Safe Products Act (CSPA) reporting requirements, and for CSPA to prevent imports of children’s products containing PFOS and PFOA. The comments also request that a process be developed to understand PFAS in products, based on the work of Cousins et al., 2020. [Public Health - Seattle & King County, Toxic Free Future]

Response: [Appendix 9, Sections 9.1.1, Washington state laws](#), and [9.1.2 Washington state rules](#), identify the reporting requirements for children’s products that contain PFOS and PFOA. In order for all PFAS to be reported under CSPA, Ecology, in coordination with Health, would have to conduct a rule-making under WAC [173-334-060](#)²²⁰ to add these substances to the “reporting list of chemicals that the department has identified as high priority chemicals of high concern to children” (CHCC list). In order to be added to the list, chemicals must meet two criteria (WAC [173-334-070 \(2\)\(a\)](#)²²¹): toxicity, persistence or bioaccumulativity criteria specified in RCW [70A.430.010\(9\)](#)²²²; and the exposure criteria specified in RCW [70A.430.030\(1\)](#).²²³

We recommend that when the CHCC list is updated PFAS be considered; this has been added to Recommendation 3.3.

Children’s exposure to PFAS also results from consumer products in the home, beyond children’s products regulated under CSPA. Additional priority products can be identified as part of future work under Safer Products for Washington, as described under Recommendation 3.2.

Please see the response to Issue 91 regarding understanding PFAS in products based on the approach described in Cousins et al., 2020.

Issue 16: Additional information should be provided about development of fish consumption advisories. [TRC, Public Health - Seattle & King County, Port Gamble S’Klallam Tribe (Welch)]

Comments requested consideration of:

- Development of consumption advisories for marine or anadromous fish.
- Availability of marine and anadromous fish tissue PFAS data.
- Why fresh water species’ tissue may be higher in PFOS than marine species’.
- Prioritization of data collection regarding bioaccumulation of PFAS in finfish and shellfish.

Response: Department of Health reviewed Ecology’s data on freshwater fish from urban waters (see [Appendix 5: Environmental Occurrence, Section 5.1.7 Freshwater fish](#)). Some fish in urban waters exceeded health-based screening values for PFOS. Some of these water bodies already

²²⁰ <https://apps.leg.wa.gov/WAc/default.aspx?cite=173-334-060>

²²¹ <https://apps.leg.wa.gov/wac/default.aspx?cite=173-334-070>

²²² <https://app.leg.wa.gov/rcw/default.aspx?cite=70A.430.010>

²²³ <https://app.leg.wa.gov/rcw/default.aspx?cite=70A.430.030>

have fish consumption advisories for other contaminants. Sampling of several marine species by Washington Department of Fish and Wildlife and others indicates that PFAS are lower in marine species (see [Appendix 5: Environmental Occurrence, Section 5.1.9 Marine Biota](#)). Other recent studies also report only low detections of PFAS in marine fish and shellfish species (Ruffle et al., 2020). Differences between freshwater and marine species may reflect their exposure to local sources (Ali et al., 2021).

Health is currently conducting a study to fill key data gaps about the contribution of dietary fish to human exposures in Washington. The study will help us finalize our screening level for PFOS and will help us direct consumers to safer choices of fish if a PFOS advisory is issued. We expect to complete this study in 2021.

Issue 17: Ecology should fully implement the ban on PFAS in all paper food packaging. As of the issuance of the Draft PFAS CAP Ecology had fallen behind on the alternatives assessment schedule. Many PFAS-free alternatives have been identified by stakeholders. [Clean Production Action, Toxic Free Future]

Response: Ecology issued its PFAS alternatives assessment (AA) [report to the Legislature](#)²²⁴ in February 2021. Throughout the PFAS AA process, Ecology informed the public and stakeholders as to reasons why the assessment took longer to complete than originally planned. This information is available via presentation materials and public updates posted on the [PFAS AA project webpage](#).²²⁵

The commenters ask that Ecology “fully implement Washington state’s ban on PFAS in paper food packaging.” Ecology has done that in its first round of consideration of packaging types. As required by the law, Ecology considered chemical hazard, performance, cost and availability, and exposure data. Following its product evaluations, Ecology submitted its findings for external peer review. Ecology identified safer alternative products for certain applications, and submitted its report to the Legislature. Use of PFAS in these specific products will be banned starting in 2023. As required, we immediately began a second alternatives assessment to identify additional safer alternatives that meet criteria expressed in the law.

Issue 18: Address PFAS in Firefighter Personal Protective Equipment (PPE). The comment identifies manufacturers who have disclosed PFAS in firefighter turnout gear and requests the information be included in the CAP. [Clean Production Action, Toxic Free Future].

Response: Thank you for this information. The CAP Section entitled “[What else are we doing about PFAS?](#)” identifies the Firefighting Agents and Equipment Law and the requirements for firefighting PPE manufacturers to notify purchasers about the presence of PFAS. The law does not require that information about PFAS in turnout gear be made available publicly.

²²⁴ <https://apps.ecology.wa.gov/publications/summarypages/2104007.html>

²²⁵ https://www.ezview.wa.gov/site/alias__1962/37610/pfas_in_food_packaging_alternatives_assessment.aspx

PFAS Assessment Summary

Many of the comments provided on this section were also repeated, sometimes in more detail, in association with the text appearing in the CAP appendices. In such cases, our response to such comments is addressed below in Section 11.6, Appendices.

Chemistry (Appendix 1)

Issue 19: Sampling of resources containing PFAS that are utilized in the natural environment should be conducted (compost, biosolids, and reclaimed water) and appropriate limits/use restrictions set to prevent potential contamination from these sources. [City of Redmond]

Response: Please refer to the responses to issues as follows: Issue 102 about compost testing and regulations; Issue 119 about testing of biosolids; and Issue 108 about reclaimed water.

Issue 20: The CAP should identify a list of prioritized telomers. [Yost]

Response: It is not useful for the CAP to identify a list of prioritized telomers because the CAP reviews and addresses PFAS from different perspectives, for example:

- Certain long-chain PFAS receive (both historically and currently) significant attention due to their persistent, bioaccumulative, and toxic characteristics.
- Those PFAS that are pre-cursors to terminal degradation products found in the environment.
- PFAS which have been used to replace long-chain substances, such as short-chain PFAS and fluorotelomers, about which more information is needed regarding how they behave in the environment.

Issue 21: Revisions are proposed to two statements: degradability of PFAS under natural conditions as a result of their functionalization, and renaming “surfactants” to “fluorinated additives”. [Alliance for Telomer Chemistry Stewardship]

Response: The statement regarding resistance to natural degradation was revised to indicate that **certain** PFAS are completely resistant to natural degradation. We retained the term surfactants.

Analytical methods (Appendix 2)

See issues addressed relative to Appendix 2: Analytical Methods below.

Sources and uses (Appendix 3)

Issue 22: Correct a typographical error, “fluorotelemer” to “fluorotelomer”. [Alliance for Telomer Chemistry Stewardship]

Response: The typographical error was corrected.

Fate and Transport (Appendix 4)

Issue 23: Manufacturing processes emit PFAS through stack emissions. Comments request that PFAS air emissions from manufacturing processes be evaluated and steps taken to reduce PFAS aerial deposition from such processes. [City of Redmond]

Response: Recommendation 2.3, Work to prevent PFAS releases from firefighting foam use and manufacturing processes, addresses that Ecology needs to identify industries and manufacturing that have historically used, or continue to use, PFAS and identify their potential to emit PFAS into the environment. Investigations into environmental emissions would include air emissions, if such are produced by the industrial or manufacturing processes.

Issue 24: Revisions were proposed for the subsection entitled “PFAS assessment summary, Fate and Transport (Appendix 4). [TRC]

The comments requested the following revisions:

- Short-chain PFAS can also degrade into PFAAs, precursors are not a separate source of PFAS and all PFAA precursors are poly-fluorinated compounds.
- Revise the statement regarding PFAS solubility to align with similar statements in Appendix 4.
- Acknowledge EPA’s November 2020 Interim Strategy for PFAS in Federally Issued National Pollutant Discharge Elimination System (NPDES) Permits.

Response: The statement regarding degradation of precursors to terminal substances has been revised to include both short- and long-chain PFAS.

General statements regarding PFAS solubility were revised throughout the CAP to identify that certain PFAS are highly soluble. [Appendix 1, Chemistry, Section 1.2.4 Solubility in water](#), addresses in more detail that the solubility of PFAS is variable based on their make-up and the composition of the aqueous media.

EPA’s interim strategy on PFAS in federally issued NPDES permits was included in [Appendix 9, Section 9.2.1 Environmental Protection Agency](#).

Issue 25: The CAP should include a discussion of the PFAS cycle in layman terms, and should address how the cycle can be broken in addition to removing the source of PFAS from products. [Yost]

Response: A description of the PFAS cycle adapted to conditions in Washington state was added to the CAP introduction. The pathways of PFAS movement from products to the environment, and via waste streams are discussed throughout the CAP, and are specifically addressed in Appendix 4, Fate and Transport. The CAP recommendations identify actions that will serve to characterize various pathways so that the most significant can be identified and acted upon.

Environmental Occurrence (Appendix 5)

Issue 26: At Appendix 5, the CAP should address evaluation of PFAS in stormwater and catch basin sediments at facilities that manufacture, handle, store, or use products or materials containing PFAS, and require mitigation where appropriate. [City of Redmond]

Response: The Water Quality program’s priority for PFAS is source identification. As sources are identified, Ecology will evaluate the best way to mitigate them. This may include the evaluation of PFAS in stormwater and catch basin sediments at facilities that manufacture, handle, store, or use products or materials containing PFAS.

Ecological Toxicology (Appendix 6)

Issue 27: References should be provided for the statement indicating that the high mobility and bioavailability of short-chain PFAS results in relatively high levels in fish tissues. [Alliance for Telomer Chemistry Stewardship]

Response: The reference to this statement is provided in [Appendix 6 Ecological Toxicology, Section 6.1.1 Short versus long-chain PFAS](#), as Shi et al. (2018). As indicated in the introductory paragraph of the PFAS Assessment Summary, citations were not included to make the summary more accessible.

Biosolids (Appendix 8)

Issue 28: Regarding the statement that “the majority of perfluorinated compounds in Washington municipal wastewater originate from domestic sources,” it should be noted that due to the PFAS transformations that can inadvertently take place within the wastewater treatment plant (WWTP) process, and the concentrating of PFAS within WWTP solids fraction, even a secondary or tertiary industry could potentially produce significant terminal PFAS in its biosolids stream. [TRC]

Response: There is no specific evidence of PFAS concentration in Washington biosolids attributable to transformation. There is every likelihood that the more water soluble congeners will leave in the effluent with longer chain versions ending up in the solids fraction. A mass balance evaluation would need to be conducted in order to determine the estimated total mass entering a WWTP compared with an estimate of the total amount of PFAS in biosolids in order to determine if there is some concentrating effect. No such evaluation has been conducted nor do we even have an accredited analysis method for biosolids in order to achieve precise and accurate results.

Issue 29: Comments question whether Washington policy of applying biosolids to cropland is more important to Ecology than protecting either the health of the people or the quality of agricultural soils where PFAS may accumulate. [Friends of Toppenish Creek]

Response: A comprehensive evaluation should review the scope of possible outcomes, not just focus exclusively on every potential negative consequence. The point being made in the CAP is that land application of Washington biosolids may pose a very low risk to human health and the environment (for the reasons enumerated) while very low contaminant thresholds may disrupt a vibrant organics industry that is intimately tied to large scale recycling programs in the state. Simply because there is recognition of potential consequences to the organics industry does not translate to Ecology prioritizing land application over human health and the environment. We don't have the data to support either position. It is important to note that the mere presence of a contaminant does not in itself demonstrate risk. Information on concentration and pathways of exposure is critical in determining risk to human health and the environment.

Regulations (Appendix 9)

Issue 30: The CAP should identify specialized uses of long-chain PFAS still allowed in the U.S. [TRC]

Response: [Appendix 9, Section 9.2.1](#), Subsection “Toxic Substances Control Act” provides a summary of EPA’s Significant New Use Rules and New Chemical Review regulatory processes by which certain specialized uses of certain PFAS are permitted. Two examples of limited uses were listed in [Appendix 3, Section 3.1.2, Secondary Manufacturing](#).

Issue 31: The statement about FDA overseeing PFAS in food packaging should be altered to— FDA is “responsible” for this activity. [Public Health - Seattle & King County]

Response: This statement has been revised to state that FDA regulates this activity. The revision was made both in the PFAS Assessment Summary section of the CAP, as well as in [Appendix 9, Section 9.2.2, Food and Drug Administration](#).

Draft CAP Recommendations

1.0 Ensure drinking water is safe

1.0: Ensure drinking water is safe

Issue 32: Expand testing to identify the full extent of drinking water systems contaminated by PFAS. [Form Letter 3, Toxic Free Future, The Lands Council, City of Vancouver, Mefford]

Response: Expanded testing of drinking water was recommended in the 2018 Interim CAP and is a central component of the draft drinking water rule being recommended to the SBOH by the Department of Health. The draft rule would require community Group A water systems (those serving more than 15 connections or 25 people) to test for PFAS using method 537.1 or 533. We agree that state-wide testing is necessary to more fully understand the scope of the PFAS issue in our state and to identify and reduce exposures of public health concern.

Issue 33: Recommendation 1 introductory statements indicate that less than 1% of Group A systems were tested; the CAP should identify when testing occurred and whether it was part of the third unregulated contaminant monitoring rule (UCMR3). The section should also reference Draft Recommended State Action Levels discussed in Appendix 7. [City of Vancouver]

Response: The text has been revised to include that the testing occurred as part of the EPA’s UCMR3 in the period 2013 – 2015 and through subsequent voluntary testing conducted by the military and proactive public water systems (2016 – 2020). This revision was made both in the main portion of the document under Recommendation 1.0, Ensure drinking water is safe, as well as in [Appendix 7, Section 7.6.2, Recommendations](#).

Regarding adding a reference to Appendix 7 at the discussion about the Interim CAP’s recommendation to develop drinking water standards, we have avoided adding references and citations in this section to make this portion of the document more direct and accessible to the public. The text as written provides links to SBOH rulemaking documents where the information

can be found. As the commenter notes, the information is presented in [Appendix 7, Section 7.5.2 Department of Health advice for PFAA's in drinking water](#).

Issue 34: Recommendation 1 statements, under “Interim CAP” should be clearer as to the reasons why DOH’s planned statewide drinking water source testing plan could not be implemented, including whether water utilities were not willing to participate. [City of Vancouver]

Response: The text at this section indicated the reasons why the earlier recommendation was not implemented: “Health was unable to secure commercial laboratory services or sufficient funding for this initiative in 2018 – 2019.”

1.1 Identify funding for PFAS drinking water mitigation

Issue 35: At Recommendation 1.1 the CAP should define “timely mitigation” and clarify why the word “may” is used. The CAP should recognize that “Do not Use” orders are subject to Health oversight. [Sammamish Plateau Water and Sewer District, City of Redmond, City of Vancouver].

Commenters are reacting to these 2 sentences:

- When PFAS concentrations in drinking water supplies exceed health advisory levels, timely mitigation may be needed to protect human health.
- Drinking Water State Revolving Fund can provide emergency loans in the event a water system is issued a “Do Not Use” order as a result of PFAS contamination.

Response: The intent of this paragraph was to describe some of the costs incurred by water systems in responding to PFAS detections in drinking water. It also pointed out how funding could help minimize disparities in the response. The details of how and when a utility should respond to PFAS detection in drinking water is a subject of discussion in the drinking water rule-making and is best answered in that process. The paragraph in the CAP was rewritten to focus on the types of costs potentially incurred by water systems.

Issue 36: The CAP should identify that finding an “alternative water source” to mitigate for PFAS contamination of drinking water may not be feasible in closed basins where issuance of new water rights may not be possible. [Sammamish Plateau Water and Sewer District, City of Redmond, Washington Association of Sewer and Water Districts].

Response: Several sections of the CAP described measures taken by water suppliers to address PFAS contamination, including the text associated with Recommendation 1.1, and [Appendix 10, Section 10.1, Costs of recommended actions](#). These measures illustrated a variety of options generally available to address drinking water contamination. Ecology recognizes that some options may not be available to certain public water systems, leaving them with few options but to install water treatment systems. This is why Recommendation 1.1 emphasizes the importance of finding funding mechanisms so that appropriate mitigation measures are facilitated.

Issue 37: Mitigation programs should prioritize grant funding mechanisms over loans, and ensure such programs are robustly funded to avoid shifting remedial costs to ratepayers of

public drinking water systems. [Sammamish Plateau Water and Sewer District, City of Redmond, Washington Association of Sewer and Water Districts, PFAS Regulatory Coalition]

Response: Ecology and Health are not directly responsible for funding grant and loan programs—funding is appropriated by the state Legislature, or as payments from federal programs. The agencies do assist with identifying and disbursing funding if available to assist local water systems. The Washington State Department of Commerce maintains a summary of current funding sources (Department of Commerce, 2020). For each funding mechanism, the summary identifies the agency responsible for managing the disbursement of funds and the conditions under which the funds are dispersed.

The need for sufficient funding, however, is the main reason why the CAP includes Recommendation 1.1, which emphasizes that “State agencies, the Washington State Legislature, and water systems should work together to fund PFAS drinking water mitigation.” We recognize that all levels of government need to work together to ensure that sufficient funding requests are made to state and federal legislators, and support such requests, so that the necessary funds are allocated to programs that can then disburse the funds to affected local governments and utilities. These funding requests can favor grant programs over loans.

Issue 38: Funding may be limited to sites with contamination by PFAS listed as hazardous substances; existing funding sources may not cover characterization and remediation of contamination. [Eastside Fire and Rescue]

The CAP should be clarified to:

- Identify when PFAS assistance is dependent on first receiving a hazardous substance listing for the individual chemical.
- Identify the needed funding mechanisms for investigation and remediation of PFAS sources in soil, groundwater, and surface water and how local agencies can work with Ecology to ensure ongoing investigations are completed to protect human health and the environment.

Response: Most Remedial Action Grants administered by Ecology’s Toxic Cleanup Program (TCP) (e.g. Oversight Remedial Action Grants, Safe Drinking Water Action Grants and Area-wide Groundwater Investigation Grants) require that the compounds of concern be hazardous substances under the Model Toxics Control Act (MTCA). Safe Drinking Water Grants also specify that contaminant levels must exceed cleanup levels established by Ecology or may exceed the specified cleanup levels in the future. For more detailed information on project eligibility for these Remedial Action Grant types, see [Ecology’s most recent guidance](https://apps.ecology.wa.gov/publications/summarypages/2009055.html).²²⁶

Ecology has concluded that PFAS compounds meet the definition of a hazardous substance under MTCA. The basis for this conclusion is discussed in more detail under Issue 60.

Issue 39: The CAP should address limitations on funding availability to private water companies, emergency funding, financial and legal assistance during litigation. Due to

²²⁶ <https://apps.ecology.wa.gov/publications/summarypages/2009055.html>

potential cost impacts on water utility rate-payers, the Washington State Utilities and Transportation Commission (UTC) should be involved in discussions regarding testing mandates for water systems regulated by the Commission. [UTC].

Response: Recommendation 1.1 identifies that state agencies, the Legislature, and drinking water purveyors need to work together to ensure sufficient funding mechanisms are available and that they are properly funded. Given that the UTC regulates some water systems, we anticipate that the UTC would participate in these efforts.

Recommendation 1.1 has been revised to address the comments as follows:

- Acknowledge that funding sources available to private water companies are limited.
- Identify that costs will be incurred to maintain service while mitigation actions are implemented.
- Identify that legal fees can be significant.

Comments regarding the inclusion of UTC staff in discussions of testing mandates for investor owned systems are noted. However, they apply to specifics of SBOH rulemaking activities, which are beyond the scope of this CAP, as discussed in the response to Issue 1.

Issue 40: A commenter requests that we estimate the number of drinking water utilities likely to be impacted by PFAS and then provide an estimate of the total estimated cost to mitigate. They also urge us to conduct a state survey analogous to the Unregulated Contaminant Monitoring Rule (UCMR) to determine the number of utilities impacts before adopting any state drinking water standard. [City of Vancouver].

Response: We agree that the funding needed to address PFAS in drinking water will depend on the number of utilities impacted by PFAS. We do not have sufficient information about point sources of PFAS in our state to speculate about the likely number of utilities impacted by PFAS in their drinking water supplies. Some of the largest pollution sources in other states, fluoropolymer plants, have no known operations in Washington, so it is difficult to extrapolate from other state testing data.

Instead, the draft SALs would require a round of drinking water testing to determine how many utilities are impacted. The CAP acknowledges that financial assistance is needed to help water systems address PFAS. Ultimately, the cost of removing PFAS from drinking water should be borne as much as possible by responsible parties, including manufacturers.

Also, the fifth UCMR survey (UCMR5) is already planned for 2023 – 2025 and will require drinking water testing for 29 PFAS compounds.

Issue 41: Data and reports regarding characterization and investigation of sites should be easily accessible to local governments and the public. [Sammamish Plateau Water and Sewer District, City of Redmond, Public Health - Seattle & King County, Abraham]

Comments were provided to several CAP sections requesting that data collected about PFAS through response at affected sites be accessible:

- At Recommendation 1.1, in any case where state funding is being appropriated for investigation and mitigation, data and reports should be transparently shared with

interested or affected public water systems, without requirements for public record requests.

- At Recommendation 1.2 that a PFAS data base or data repository be created to allow utilities easy access to new and historical PFAS monitoring data and reports.
- At Recommendation 1.2 that communication structures be created to facilitate timely and effective communication to all PFAS affected parties, water utilities, and the community.
- At Recommendation 2.1 that information regarding cleanup efforts be provided to local impacted water systems.
- At Recommendation 2.1 that all data collected by methods used to test drinking water and other matrices should be made available to the public, beyond the five PFAS compounds for which SALs are being considered, or for which health advisories are currently in place.

Response: We agree that transparency will be beneficial to the many parties who will ultimately be involved in identifying, responding to, investigating, and cleaning up PFAS-contaminated areas. We will consider communication structures that promote that transparency. Health intends to make all drinking water data on PFAS collected under state rules accessible to the public. Ecology intends to include information on sites with PFAS contamination in our contaminated sites database. The timeline for completing this effort has not yet been determined.

Issue 42: Costs of response to drinking water mitigation are underestimated in the CAP. All direct and indirect costs should be accounted for. Additional information about actual costs is provided in the comments. The CAP also does not address how many utilities will be affected by implementation of proposed SBOH SALs. [Lakewood Water District, City of Vancouver, PFAS Regulatory Coalition]

Response: [Appendix 10, Section 10.1, Costs of recommended actions](#), was updated to include the cost information provided by the Lakewood Water District. A summary of this updated information was included in [Appendix 10, PFAS Assessment Summary, Economic Analysis](#). Text identifying legal fees to pursue liable parties was added to the introduction to Recommendation 1.1.

The CAP has identified that statewide costs for PFAS mitigation in drinking water will not be fully understood until further testing to characterize the occurrence in drinking water is complete (see [PFAS Assessment Summary, Economic Analysis \(Appendix 10\)](#); [Appendix 10, Section 10.1, Costs of recommended actions](#), Action 1.1 Identify funding for PFAS drinking water mitigation).

Issue 43: Responsible party costs should be recovered as a State, such as what has occurred for tobacco products or opioids. The state could make long-term loans to water systems and then forgive such loans when settlements are awarded. [Whidbey Island Water Systems Association].

Response: We agree that costs of removing PFAS contamination from drinking water should be borne by responsible parties when possible. Thank you for your suggestion regarding the involvement of the Washington Attorney General. Advocating for a legal approach to cost recovery for water systems is beyond the scope of the CAP. However, you can provide this suggestion using the [Attorney General's Office contact webpage](https://www.atg.wa.gov/contact-us).²²⁷

Issue 44: Mitigation response costs should be recovered from responsible parties, and not borne by local governments who were not responsible for the contamination. [Vilgalys, Ude, Public Health - Seattle & King County, Abraham]

Response: It is possible that actions by water purveyors to correct drinking water contamination need to be implemented prior to third parties being identified and held accountable under MTCA, or costs of mitigation or remediation having been reimbursed. As identified in Recommendations 1.1 and 2.1, classification of certain PFAS as hazardous substances by the federal government, or definition as hazardous substances under the state of Washington's statutes or rules, can allow that these substances be addressed under the MTCA framework, and provide an avenue for liable parties to be pursued for reimbursement of mitigation costs.

1.2 Provide technical support for site characterization, source investigation, and mitigation at contaminated sites

Issue 45: Recommendations 1.2 and 2.1 should include consideration of artificial changes to ground water flow that can occur from activities such as temporary construction dewatering, in characterizing and remediating a site. [Sammamish Plateau Water and Sewer District, City of Redmond].

Response: The CAP recommendations have been drafted at the planning level to indicate the major actions that should be taken to advance PFAS remediation measures statewide. Ecology acknowledges that many factors have to be considered when addressing remediation at a specific site, however it is beyond the scope of the CAP to incorporate this level of detail in the consideration of the steps needed to set cleanup standards.

Issue 46: Will mitigation and cleanup coordination be conducted through the Voluntary Cleanup Program (VCP). [Sammamish Plateau Water and Sewer District, City of Redmond].

Response: Ecology intends to use all of the available administrative process options to ensure that PFAS contamination is adequately addressed. In addition to the VCP, Ecology may also use Agreed Orders, Consent Decrees, Enforcement Orders, and if necessary, Ecology led cleanup actions.

Issue 47: The state should support the federal government's efforts to develop technical assistance and ensure that its recommendations conform and support those of the federal government. [PFAS Regulatory Coalition]

²²⁷ <https://www.atg.wa.gov/contact-us>

Response: Ecology generally supports the Federal Government’s efforts and often uses EPA guidance to help implement cleanup actions. However, MTCA contains requirements that differ from Federal provisions and as a result, Washington state does not always follow Federal recommendations.

Issue 48: If there is credible evidence of a problem, such as test results provided by citizens, Ecology and Health should conduct investigations with or without the support of local health departments, cities, or counties. [Abraham]

Response: As a result of regulatory authority, our agencies may not be those directly responsible for investigation of drinking water impacts or contaminated sites. However, the purpose of our recommendation is to specifically acknowledge that our agencies will continue to develop expertise and provide technical support in response to PFAS contamination. Our agencies will use our regulatory authorities to ensure drinking water contamination is appropriately addressed (see response to Issue 35), and that contaminated sites are addressed (see response to Issues 55 to 68).

Issue 49: Drinking water testing should identify PFAS at the lowest possible detection limits and should be made public. [Abraham]

Response: As the CAP discusses in [Appendix 2: Analytical methods, Section 2.1.1 Drinking water methods](#), analytical methods for PFAS in drinking water have evolved significantly since the UCMR3 in 2013 – 2015. Current drinking water methods that have been validated by EPA can detect 29 PFAS with detection limits for most analytes in the low parts per trillion. Under the SBOH rulemaking, public drinking water systems would be required to test for PFAS under these current methods. The Department of Health intends to make the results of testing available to the public.

Issue 50: The proposal for Ecology to prioritize mitigation and clean up on the basis of the number of people impacted, the concentration of the PFAAs in the drinking water, and vulnerable populations is subjective. Objective criteria should be established while noting affected public water systems may have local standards for considering the need for PFAS mitigation. [Sammamish Plateau Water and Sewer District, City of Redmond]

Response: This portion of Recommendation 1.2 needs to be considered in the full context of how it was written. First, Ecology recognizes that certain public water systems must follow Health rules to provide drinking water that meets drinking standards. However this portion of the recommendation addresses cleanup and other groundwater mitigation activities under Ecology’s jurisdiction—such as addressing the source of the drinking water contamination. Ecology believes it is important to identify and support mitigation and cleanup of the most critical contamination sources, i.e., “the number of people impacted and the concentration of PFAAs in the drinking water.” However, prioritization of sites must also take into consideration vulnerable populations who may be present, and who may be disproportionately impacted. The focus of this recommendation is therefore to also identify populations who may be disproportionately impacted.

1.3 Support biomonitoring and other health studies to answer important health questions

Issue 51: Testing for the presence of PFAS in water supplies should take precedence over increasing opportunities for citizens to participate in studies to assess adverse health impacts. [Ude]

Response: Thank you for your input. We are prioritizing the testing of public drinking water. We continue to look for opportunities to participate in studies that answer important exposure and health questions.

Issue 52: Washington residents should have the opportunity to participate in biomonitoring and health studies, regardless of whether such studies are supported by local officials. [Abraham]

Response: Thank you for your input.

Issue 53: Scientific research studies recommended by the CAP should partner and coordinate with other agencies and organizations doing that research to increase efficiency and avoid duplication. [PFAS Regulatory Coalition].

Response: Thank you for your input.

Issue 54: Biomonitoring must be well designed, the limitations clearly explained, and presented in the context of quantitative risk assessment [PFAS Regulatory Coalition, Alliance for Telomer Chemistry Stewardship].

Response: Thank you for your input.

2.0 Manage Environmental Contamination

2.0 Manage environmental contamination

Issue 55: References to contamination in the City of Issaquah should further identify impacts to Sammamish Plateau Water and Sewer District from contamination of the Lower Issaquah Valley Aquifer. [Sammamish Plateau Water and Sewer District]

Comments identified the omission of the Sammamish Plateau Water and Sewer District from described impacts of PFAS in the Lower Issaquah Valley Aquifer.

Response: Thank you for your input. We added Sammamish Plateau Water and Sewer District to [Appendix 7](#).

Issue 56: Identification of known locations of drinking water contamination by Class B firefighting foams based on UCMR3 data is insufficient. UCMR3 data is unreliable because of its reporting limits for PFAS substances. Sources of more prevalent, lower concentration PFAS contamination have yet to be determined. [City of Vancouver]

Response: Although this comment was raised relative to text associated with Recommendation 2.0, [Appendix 7, Section 7.4 Known areas of PFAS contamination in drinking water aquifers in Washington state](#), provides a detailed description of all the data collected so far including UCMR3, military testing and additional voluntary testing by water systems. The key suspected source of contamination identified so far is release of Class B firefighting foam.

We agree that comprehensive water testing proposed in current rulemaking may expand the number of key sources of contamination in the state. For example, the Draft CAP identified that PFAS releases into the environment can be caused in many ways, resulting in varying presence of PFAS in all types of environmental media as well as drinking water sources. CAP Recommendations 1.2, 2.0, 2.1, 4.1, 4.2 and 4.3 all focus on better characterizing non-point releases to further our knowledge regarding potential impacts to drinking water contamination and environmental exposure to PFAS.

Issue 57: The cleanup of Issaquah’s drinking water supply should be acknowledged in Recommendation 1.0, Ensure drinking water is safe. [King County Solid Waste].

Response: A comment was made relative to the introduction to Recommendation 2.0 Manage environmental PFAS contamination, where the Draft CAP discussed specific assistance provided by Ecology to the City of Issaquah to support PFAS groundwater contamination investigation. The Draft CAP (Recommendation 1.1, Identify funding for PFAS drinking water mitigation) did mention how the City of Issaquah received funding through the State Building Construction Account for groundwater investigation.

2.1 Establish PFAS cleanup levels for soil and groundwater

Numerous comments supported the CAP recommendation for Ecology to use its existing authority under MTCA to develop cleanup standards, including from Sammamish Plateau Water and Sewer District, City of Redmond, Washington State Association of Sewer and Water Districts, and in all three form letters we received.

Issues were raised regarding whether, and which, specific PFAS should be considered for such standards, and information that should be taken into consideration when establishing the standards. These issues are addressed below.

Issue 58: Recommendation 2.1 should be revised to show stronger intent for Ecology to establish cleanup standards, replacing “considering” with “requiring”. [Sammamish Plateau Water and Sewer District, City of Redmond]

Response: Since the CAP is advisory in nature, using the word “required” would not be appropriate. However, the fourth bullet under this recommendation was changed to read: “Once sufficient supporting data are available, Ecology plans to develop cleanup levels for individual or mixtures of PFAS in soil, sediment, freshwater, and saltwater to protect ecological receptors.”

Issue 59: With respect to Recommendations 2.1 and 2.3, Ecology should establish regulations which prohibit PFAS discharges in the environment where the known source exceeds the SBOH proposed State Action Levels or Ecology emission standards. [Sammamish Plateau Water and Sewer District, City of Redmond].

Response: As explained in [Appendix 3, Section 3.4.2 Wastewater](#), there are no federal or state treatment requirements for PFAS in industrial or municipal wastewater discharges. There are also no validated analytical methods for detection of PFAS in wastewater. The planned SBOH SALs are applicable only to drinking water. Similarly, there are no state or federal air emission standards or validated test methods for PFAS in regulated air emissions.

It is premature to recommend regulatory action to establish such criteria for the following reasons:

- Lack of validated analytic methods to support monitoring of PFAS in regulated emission streams.
- Lack of federal standards for adoption by the state.
- Lack of data that informs the various exposure, toxicity, and other degradation criteria that need to be established in order to set emission standards in various types of media.

Ecology's priority is to address sources which may result in PFAS exposure for people and the environment, and this is reflected in the CAP recommendations. For example, Recommendations 4.1, 4.2, and 4.3 address collecting additional information about PFAS in certain waste streams that expose the environment to PFAS to better understand their relative contribution to releases to the environment. Recommendation 2.3 focuses on working with industries to reduce emissions to waste streams. Once this information is available, and validated analytical methods for specific media that could be regulated are established by EPA, Ecology can evaluate the best way to mitigate emissions that represent significant exposure pathways.

Issue 60: Ecology should designate PFAS as a class as hazardous substances, adopt cleanup standards in 2021, and address existing PFAS contamination as quickly as possible. [Form letter 1, Form letter 2, Form letter 3, Smith (Maddie), Zimmerle, Toxic Free Future, National Tribal Water Council, Olympic Environmental Council, Public Health - Seattle & King County, The Lands Council, Port Gamble S'Klallam Tribe (Welch, Carter)]

Response: Ecology has concluded that PFAS compounds meet the definition of a hazardous substance under MTCA. Chemicals that meet the definition of a hazardous substance under the Hazardous Waste Management statutes or the Dangerous Waste Regulations (Chapter [173-303](#)²²⁸ WAC) are also hazardous substances under MTCA.

The Hazardous Waste Management statute provides that wastes or other constituents exhibiting any of the characteristics or criteria of hazardous waste as set out in the dangerous waste regulations are considered to be hazardous substances. The dangerous waste regulations define hazardous substances as: "any liquid, solid, gas, or sludge, including any material, substance, product, commodity, or waste, regardless of quantity, that exhibits any of the physical, chemical, or biological properties described in WAC 173-303-090 or -100."

Halogenated organic compounds satisfy one of the criteria for exhibiting the chemical property of persistence under the dangerous waste regulations. PFAS compounds are by definition halogenated organic compounds because they have one or more fluorine atoms bonded directly to a carbon atom.

Regarding setting cleanup levels under MTCA, the absence of MCL's or Maximum Contaminant Level Goals (MCLG) on the Federal level, or MCL's established by the Washington State Board of Health will require Ecology to impose cleanup levels on a site specific basis. This will not allow

²²⁸ <https://apps.leg.wa.gov/wac/default.aspx?cite=173-303&full=true>

for PFAS cleanup levels to be broadly established in 2021, but it may be possible to establish cleanup levels for individual sites. While Ecology supports addressing PFAS contamination as quickly as possible, limited staff resources and competing priorities will affect the overall timeline for many projects.

Issue 61: Ecology should not rely on drinking water standards or other proxies as a substitute for development of cleanup standards under MTCA; cleanup levels should be risk-based and compound specific. [Association of Washington Business, Alliance for Telomer Chemistry Stewardship].

Response: MTCA provides specific direction on how to determine cleanup levels. For groundwater, one of the provisions requires complying with the applicable state and federal laws, including:

- MCL's established under the Safe Drinking Water Act and published in 40 CFR 141.
- MCLG's for non-carcinogens established under the Safe Drinking Water Act and published in 40 CFR 141.
- MCL's established by the Washington State Board of Health and published in Chapter [246-290](https://apps.leg.wa.gov/wac/default.aspx?cite=246-290)²²⁹ WAC.

MTCA also provides several other options and Ecology intends to consider all available alternatives when establishing cleanup levels for groundwater. Initially, cleanup levels will be established on a compound-specific basis for the same five PFAS compounds that the State Board of Health promulgates SALs for.

Issue 62: The CAP should identify which compounds Ecology will develop cleanup standards for, and whether these are the same as those being considered by the SBOH for State Action Levels. Comments also called for designating all PFAS as hazardous substances [Public Health - Seattle & King County, City of Redmond]

Response: Ecology intends to initially develop cleanup levels for the same five PFAS compounds as the State Board of Health intends to promulgate SALs for, and the CAP has been revised to reflect this. See Issue 60 for a discussion on designating PFAS as a hazardous substance.

Issue 63: Ecology should defer to national cleanup standards developed by EPA. [PFAS Regulatory Coalition]

Response: It is very likely that Federal cleanup levels (e.g. MCLs) won't be promulgated for quite some time, and even then, their scope will be very limited. In the absence of Federal standards, MTCA provides specific direction for determining cleanup levels. Since the SBOH is moving forward to establish SALs for five PFAS compounds, Ecology intends to initially develop cleanup levels for these same five compounds.

Issue 64: Ecology should not designate PFAS as a hazardous substance under MTCA. [3M]

Response: See response to Issue 60.

²²⁹ <https://apps.leg.wa.gov/wac/default.aspx?cite=246-290>

Issue 65: Cleanup levels should be established based on an understanding of fate and transport and supported by analytical methods. [City of Tacoma, Northwest Biosolids]

Response: See responses to Issues 61 and 67. Ecology intends to follow the provisions in MTCA for establishing cleanup levels. The default three-phase partitioning model specified by MTCA for establishing soil leaching cleanup levels that are protective of groundwater may not be an ideal model for PFAS, but at this time we don't know if there will be a more accurate model available. From a practical perspective, soil leaching cleanup levels for many PFAS are likely to fall below practical quantitation limits—in which case, it doesn't matter what the actual risk-based value is because the cleanup level will be based on the practical quantitation limit.

Issue 66: PFAS should be subject to the state hazardous substance tax. [Form Letter 3, Toxic Free Future, The Lands Council]

Response: In order to be subject to the hazardous substance tax, one of the provisions in RCW [82.21.020\(1\)](#)²³⁰ would need to be met, and PFAS currently do not meet any of the criteria.

In addition, even if PFAS met a criteria of RCW 82.21.020(1), it would not automatically subject consumer products containing PFAS to the Hazardous Substance Tax. RCW [82.21.010\(1\)](#)²³¹ states, in relevant part: "It is the intent of this chapter to impose a tax only once for each hazardous substance possessed in this state...However, it is not intended to impose a tax on the first possession of small amounts of any hazardous substance (other than petroleum and pesticide products) that is first possessed by a retailer for the purpose of sale to ultimate consumers." That intent is further clarified under RCW [82.21.040\(2\)](#)²³², which provides a tax exemption for possession of hazardous substances being used for personal or domestic purposes.

Issue 67: Establishment of cleanup standards should be delayed until: more science has been established; proven, affordable, and effective remediation technologies exist; and appropriate analytical methods have been established. [King County Solid Waste]

Response: Ecology believes that sufficient information is available for establishing cleanup levels, effective remediation techniques are currently being used, and sufficient analytical methods exist for performing the necessary analysis.

Issue 68: Additional funding, beyond Ecology's operating budget, should be allocated for Ecology to explore methods for investigation and cleanup of PFAS contamination; technologies that remove PFAS from waterways and the environment should be funded. [King County Solid Waste, Vilgalys]

Response: Up to now, funding for investigation and cleanup of PFAS contamination has been provided to Ecology by the Legislature and has been earmarked to complete specific tasks. Our technical staff routinely review information from the scientific literature. Ecology, the

²³⁰ <https://app.leg.wa.gov/rcw/default.aspx?cite=82.21.020>

²³¹ <https://app.leg.wa.gov/rcw/default.aspx?cite=82.21.010>

²³² <https://app.leg.wa.gov/rcw/default.aspx?cite=82.21.040>

Governor, and the Legislature will need to review future funding priorities and decide if additional funding will be requested and appropriated for these efforts.

2.2 Partner with local organizations in communities with contaminated water or contaminated sites

Issue 69: Several commenters supported inclusion of equity impacts in recommendations addressing drinking water and requested additional support. [Public Health – Seattle & King County, City of Vancouver, PFAS Regulatory Coalition]

Specific areas of support were noted:

- Providing communication resources for local health jurisdictions to effectively communicate with private well owners and class B water systems.
- Supporting, in collaboration with local organizations, uniform standards and working with EPA and other organizations like the Environmental Council of States (ECOS) on risk communication tools currently under development.
- Dedicating funding for local health jurisdictions to engage with lower income and communities of color; funding to assist environmental justice (EJ), lower income and communities of color with sampling and cleaning up PFAS in the environment.
- Expanding research across the state to determine sources and communities most at risk of exposure to PFAS.

Response: Recommendation 2.2 addresses the needs to establish effective communications with communities affected by PFAS contamination of drinking water. As noted, resources for effective communication are being developed and implemented by Health. Since the development of this plan began in 2016, communication resources about PFAS have become available, for example the Association of State and Territorial Health Officials' (ASTHO)/ ECOS or Environmental Research Institute of the States (ERIS) Risk Communications Hub (ASTHO, 2021; ERIS, 2021) and the Interstate Technology & Regulatory Council's (ITRC) Risk Communication Toolkit (ITRC, 2021). Ecology and Health expect to draw from these and other publicly available communication resources.

Recommendation 1.1 addresses funding for PFAS drinking water mitigation. Ecology and Health recognize that multiple organizations need to work together to identify which types of community and governmental organizations will need funding to address PFAS, and identify ways to secure such funding.

Finally, recommendations 2.3, 4.1, 4.2, and 4.3 address Ecology data collection that is being proposed (and in some cases already being conducted) to identify PFAS emission pathways into the environment and evaluate their relative significance regarding environmental and human exposure. Once we confirm release pathways of significance, steps can be taken to reduce PFAS emissions, especially in consideration of communities most at risk from exposure from such releases.

Issue 70: In addition to considering whether certain communities are “overburdened” with PFAS-containing products, Ecology should also consider whether certain vulnerable or

underserved communities uniquely or disproportionately benefit from the unique properties and protections provided by PFAS chemistries. [Alliance for Telomer Chemistry Stewardship]

Response: Our consideration of “overburdened” communities in the CAP focuses on the meaning related to EJ concerns, reflected, for example, in the definition provided by the state Environmental Justice Task Force (Environmental Justice Task Force, 2021) and, most recently, the Legislature’s passage of [Engrossed Second Substitute Senate Bill \(E2SSB\) 5141](#)²³³, which the Governor signed into law on May 17, 2021:

- Environmental Justice Task Force: “Overburdened communities” are communities who experience disproportionate environmental harms and risks due to exposures, greater vulnerability to environmental hazards, or cumulative impacts from multiple stressors.
- E2SSB 5141: "Overburdened community" means a geographic area where vulnerable populations face combined, multiple environmental harms and health impacts, and includes, but is not limited to, highly impacted communities as defined in RCW [19.405.020](#).²³⁴

Recommendation 3.2 focuses on engaging with overburdened communities regarding products containing PFAS that may cause disproportionate exposures to such communities. [Appendix 7: Health, Section 7.3 Sources and pathways for human exposure](#), addresses the primary pathways of human exposure we have identified to-date.

Issue 71: For the work on safer products, Ecology and Health should dedicate staff and funding to develop a specific engagement plan to identify recommendations on actions regarding products that contain PFAS. [Public Health – Seattle & King County]

Response: As explained in the subsection “Cost” for each of Recommendations 3.1 and 3.2 the Safer Products for Washington program is being conducted using funding appropriated specifically to implement the program’s underlying legislation. Both Ecology and Health staff resources are already being paid for, including development and implementation of engagement and communication plans. The program publicizes its engagement activities via its website and develops outreach materials aimed at helping the public purchase safer products and protect themselves from toxic chemicals. The program also plans to host additional public workshops to engage community in the work and seek input in the future.

Issue 72: An EJ section should be developed for the CAP. Recommendations from the State Environmental Justice Task Force should be incorporated into the CAP at a specific section, highlighting how EJ activities can be taken for each of the actions proposed in the PFAS CAP. [Public Health – Seattle & King County]

Response: Additional discussion of EJ concerns was added to the CAP in two locations:

²³³ <http://lawfilesexternal.wa.gov/biennium/2021-22/Pdf/Bills/Session%20Laws/Senate/5141-S2.SL.pdf?q=20210713132200>

²³⁴ <https://app.leg.wa.gov/RCW/default.aspx?cite=19.405.020>

- First, within the CAP, at the end of the Section entitled PFAS CAP Recommendations, the Section “[How health equity and environmental justice goals informed the CAP recommendations](#)” to summarize how health equity and EJ was incorporated throughout the CAP recommendations.
- Second, at [Appendix 7: Health, we added Section 7.6, Health equity and environmental justice](#), where we describe our state of knowledge about population demographics and exposure to PFAS, and the types of information existing EJ analysis tools can provide to better inform our communication with EJ communities.

Agency work on PFAS concerns will continue to coordinate with potentially affected EJ and historically overburdened communities. These practices will be further developed through agency implementation of EJ Task Force recommendations and guidance developed by the new Environmental Justice Council.

Issue 73: Tribal and vulnerable populations should be prioritized when planning cleanup and mitigation activities. [Port Gamble S’Klallam Tribe (Carter, Welch)]

Response: As part of Recommendation 1.2 Ecology will take into consideration the presence of vulnerable populations when prioritizing mitigation and cleanup activities. Ecology will use EJ mapping tools to characterize demographics of the population served by impacted drinking water.

2.3 Work to prevent PFAS releases from firefighting foam use and manufacturing

Issue 74: in addition to preventing releases from AFFF use and industrial uses, the CAP should consider releases associated with wastewater treatment plant sludge, effluent and reclaimed water. [Sammamish Plateau Water and Sewer District, City of Redmond]

Response: The Draft CAP discusses PFAS in biosolids (i.e. wastewater treatment plant sludge) at [Appendix 8: Biosolids](#), and PFAS in municipal WWTP effluents at [Appendix 3: Sources and Uses, Section 3.4.2 Wastewater](#). Recommendations 4.1 and 4.3 address PFAS in WWTPs and biosolids respectively. Discussion of reclaimed water has been added to [Appendix 3: Sources and Uses, Section 3.4.2 Wastewater](#).

Issue 75: As part of Recommendation 2.3 Ecology should consider establishing a registry of known sites where AFFF was used for fire suppression or training, and require fire department reporting. Costs for disposal of stockpiled AFFF should be borne by industries, manufacturers and agencies handling PFAS. [Sammamish Plateau Water and Sewer District, City of Redmond]

Response: Currently, the Washington’s Toxics in Firefighting foam law (Chapter [70A.400](#)²³⁵ RCW) does not authorize Ecology to require fire departments to report when they use AFFF as it is intended. However, MTCA (RCW [70A.305.10](#)²³⁶) requires fire departments to remediate soil

²³⁵ <https://app.leg.wa.gov/rcw/default.aspx?cite=70A.400&full=true>

²³⁶ <https://app.leg.wa.gov/rcw/default.aspx?cite=70A.305&full=true>

or groundwater contaminated by releases of PFAS. In addition, under WAC [173-340-300](#),²³⁷ the owner or operator (i.e., Fire Department) who has information that a hazardous substance (i.e., AFFF) has been released to the environment, shall report this information to the appropriate regional Spills office within 90 days. Under MTCA, parties responsible for releases of toxic chemicals into the environment are required to cover cleanup costs.

In addition, on January 13, 2020, the Department of Defense (DOD) issued a policy that took effect immediately for all DOD sites to begin reporting all AFFF usage or spills (not associated with use). This reporting is to include:

- The name of the installation and date of the AFFF use or spill.
- The amount (gallons) and type of AFFF used.
- The cause for the use or spill.
- A summary of the AFFF usage or spill.
- Notification to the DOD Component Environmental Department for on-base releases or to supported entity for mutual aid responses.

In 2018, the Legislature created the Product Replacement Program designed to identify and address some of the most problematic chemicals affecting our state. This program provides reimbursement funding, collection and disposal services, or other opportunities to help business owners transition to less toxic options. One of the funding projects is the collection, transport, and safe disposal of AFFF stockpiles at the state's municipal fire departments. Currently, more than 70 fire departments have identified roughly 30,000 gallons of AFFF they want to dispose.

Ecology is conducting an [EIS review of the AFFF collection and disposal program](#)²³⁸. The EIS will consider the collection and disposal program's impact upon the environment, public health, disadvantaged communities, wildlife including endangered species, and other resources still to be determined. The EIS will also investigate potential disposal methods. Those disposal methods are likely to include options such as landfill, deep-well injection, emerging technologies such as supercritical water oxidation, and incineration. No decision regarding the preferred destruction method has been made. Ecology expects a decision by the end of 2021 or early 2022.

Issue 76: At Recommendation 2.3, Ecology should expand its approach with industry, manufacturers and businesses to include any generator of PFAS products. [Sammamish Plateau Water and Sewer District, City of Redmond]

Response: As identified in [Appendix 3: Sources and Uses, Section 3.1.1 Primary manufacturing](#), Ecology is not aware of any facilities that may have manufactured PFAS compounds in Washington state. Nevertheless, should future activities to implement Recommendation 2.3 identify sites where PFAS were manufactured, these would be appropriately addressed.

²³⁷ <https://apps.leg.wa.gov/wac/default.aspx?cite=173-340-300>

²³⁸ <https://ecology.wa.gov/Waste-Toxics/Reducing-toxic-chemicals/Addressing-priority-toxic-chemicals/PFAS/Toxics-in-firefighting>

Issue 77: When working with industries, manufacturers and businesses that have used or continue to use commercial quantities of PFAS Ecology should share this information with local governments so that these locations can be tracked. [City of Renton]

Response: Under section 7321 of the recently enacted National Defense Authorization Act (NDAA) for 2020, certain PFAS are immediately added to the list of chemicals covered by the Toxics Release Inventory (TRI). Section 313 of the Emergency Planning and Community Right-to-Know Act (EPCRA) provides a framework for additional PFAS to be added to TRI on an annual basis. According to the EPA, the TRI is a public resource for learning about toxic chemical releases and pollution prevention activities reported by industrial and federal facilities. TRI data support informed decision-making by communities, government agencies, companies, and others. EPCRA Section 313 created the TRI Program.

The first public reports on the initial 172 PFAS added to the TRI for reporting year 2020 were due July 1, 2021. Three additional PFAS chemicals are automatically added to the 2021 reporting year. See more information in [EPA's list of PFAS chemicals added to the TRI](#).²³⁹

Issue 78: Paper mills can be a significant source of PFAS contamination. In addition to investigating industrial releases in wastewater, industries could be asked to report on historical and current use of PFAS, and then work to eliminate releases, as has been done using the NPDES process in Michigan. [Cellarius]

Response: The Draft CAP, [Appendix 3: Sources and Uses, Section 3.1.2, Secondary Manufacturing](#), addressed manufacturing activity types that could have used, or could still be using, PFAS in the manufacturing process or their products, including the paper industry. Use of PFAS in manufacturing is not typically reported to Ecology.

Recommendation 2.3 focuses on identifying those manufacturing sectors, and then specific facilities, which may have used PFAS in Washington, and any releases that may have occurred, not just in wastewater. Ecology would then evaluate PFAS release potential from these sites, which could include collaboratively gathering information about their PFAS use practices. The last bullet of Recommendation 2.3 focuses on identifying ways for these facilities to reduce their emissions, as suggested in the comment.

Issue 79: The issues surrounding use of AFFF at Part 193 airports are unique, especially surrounding federal requirements for emergency response; anticipated dates for FAA to authorize fluorine-free AFFF and the DOD to modify its military specification should be taken into consideration when state laws are enacted and implemented. Ecology should continue to focus on containment of AFFF releases, until such time that PFAS-free Class B firefighting foams that have been qualified for military specification MIL-F-24385 become available, and Class B firefighting foam users have had the time to modify or switch suppression systems to use the PFAS-free foams. [Association of Washington Business, PFAS Regulatory Coalition, Port of Seattle]

²³⁹ https://www.epa.gov/sites/production/files/2021-01/documents/tri_non-cbi_pfas_list_1_8_2021_final.pdf

Response: We acknowledge the myriad complexities of addressing AFFF at airports, and the effect the pandemic could have on timelines.

On October 5, 2018, the U.S. Congress passed the Federal Aviation Administration (FAA) Reauthorization Act. Within this act is a mandate directing the FAA to stop requiring the use of fluorinated foam no later than three years from the date of enactment of the reauthorization act (or October 4, 2021).

When the law was passed, the Legislature made special provisions in case of shortages of non-PFAS foams. RCW [70A.400.020\(2\)\(b\)](#)²⁴⁰ requires Ecology to publish in the WSR and to provide notice to appropriate legislative committees of any change in federal rules that would “allow the use of alternative firefighting chemicals that do not contain PFAS chemicals.”

If the FAA rule requiring the use of fluorinated foam were to become unenforceable on October 4, then Ecology would publish a notice in the WSR and notify legislative committees to that effect. Two years thereafter, the sale of Class B foam to which PFAS has been added would be prohibited for uses previously required by the FAA rule. See the table below for the dates when particular state actions would commence.

Table 94. Timeline for Ecology publications and notifications, Part 139 Airport reporting and prohibitions for AFFF sale and use under Chapter 70A.400 RCW.

Date	Action	Impact
October 4, 2021	Ecology Notice of Finding is published in WSR	Ecology will publish a notice alerting state House and Senate committees’ about a change in federal law that no longer requires the use of PFAS containing AFFF. The notice must identify the involved federal agency and, if identified by the federal agency , the alternative firefighting agent.
April 4, 2023	Airport Report Due	All Airports in Washington certified under 14 Code of Federal Regulations (CFR) Part 139 are required to report to Ecology on the status of obtaining alternative firefighting agents approved by the FAA and any necessary infrastructure.
October 4, 2023	Additional AFFF restrictions apply	The sale, manufacture, and distribution of class B firefighting foam that contains intentionally added PFAS for the uses specified in 14 CFR Part 139.317 is prohibited. These restrictions will be delayed until October 4, 2024 if Ecology determines that any airport in Washington certified under 14 CFR Part 139 has not been able to secure alternative firefighting agents and any necessary infrastructure to apply the agent in order to meet certification requirements because of lack of commercial availability.

²⁴⁰ <https://app.leg.wa.gov/RCW/default.aspx?cite=70A.400.020>

Date	Action	Impact
October 4, 2023	Second Notice	Ecology must publish an additional notice delaying the restrictions on the sale, manufacture, and distribution of class B firefighting foam that contains intentionally added PFAS for the uses specified in 14 CFR Part 139.317 if the alternative firefighting agents or infrastructure are not commercially available.
October 4, 2024	Restrictions enacted	Restrictions as mentioned in the October 4, 2023 Ecology notice would apply.

Issue 80: The statement that landfills are a source of AFFF releases is questionable; landfills are receivers of PFAS containing waste, and do not generate or use such wastes. At Recommendation 2.3, additional recommendations should be made to keep AFFF out of landfills. [King County Solid Waste]

Response: The text regarding use of AFFF to respond to fires at landfills was removed. Ecology agrees that AFFF would not be disposed in a landfill because AFFF would designate as a persistent dangerous waste (halogenated organic compounds) under WAC 173-303-100.

Issue 81: We prefer incineration to landfilling of stockpiles of AFFF held by airports, manufacturing, and transportation sectors. A program should be launched to collect and destroy PFAS containing AFFF through incineration from all sources, not just the limited group listed in the CAP. [King County Solid Waste]

Response: Currently, the Washington Department of Ecology is preparing for an EIS review of the AFFF collection and disposal program. The EIS will consider the collection and disposal program’s impact upon the environment, public health, disadvantaged communities, wildlife including endangered species, and other resources still to be determined. The EIS will also investigate potential disposal methods. Those disposal methods are likely to include options such as landfill, deep-well injection, emerging technologies such as supercritical water oxidation, and incineration. No decision regarding the preferred destruction method has been made. The EIS will be completed by the end of 2021 or early 2022.

3.0 Reduce PFAS in products

3.0 Reduce PFAS in products

Issue 82: Numerous comments were received supporting the reduction of PFAS at the source, i.e. in the products that are produced and used. A range of comments as to the extent of removal of PFAS from commerce was also received. Support for authority to eliminate PFAS in food packaging via House Bill 2658 was indicated. It was requested that the CAP discuss safer alternatives for products such as food packaging, carpeting, and personal care products. It was encouraged that Ecology restrict the use of PFAS in AFFF and remove it from storage for proper disposal where possible. It was also requested that Health and Ecology lay out a clearer plan for PFAS beyond the Safer Products for Washington program’s mandate. [City of Tacoma, Baumgartner, Cowlitz County Public Works, NWRA, Northwest Biosolids; WASWD, Waste Connections, Public Health - Seattle & King County, City of Vancouver]

Response: Ecology and Health appreciate the positive support for activities aimed at removing PFAS from the source. Responses to issues under sections 3.0 through 3.3 below address the range of requests for removal of PFAS from products—from no restrictions of PFAS use beyond already applicable federal requirements, to consideration of essential uses only, to complete bans on all PFAS. The identification of safer alternatives for uses of PFAS in food packaging are already discussed in detail in the [2021 report to the Legislature](#).²⁴¹ The identification of safer alternatives for PFAS in priority products will be addressed in the future under the [Safer Products for Washington program](#)²⁴² (for carpeting, leather and textile furnishings, and aftermarket treatments). Ecology’s work surrounding AFFF is being conducted under the requirements of Chapter [70A.400](#) RCW²⁴³—this is already discussed in more detail above and in the CAP at section “[What else are we doing about PFAS? Law implementation](#).” As discussed throughout the CAP recommendations, and responses to issues in this appendix, the CAP presents the activities that are proposed to address PFAS via recommended activities, as well as work which is being conducted under the various laws addressing PFAS in products in Washington.

Issue 83: The CAP should reference the recently published paper on consumer products with PFAS (Glüge et al, 2020). [Public Health - Seattle & King County]

Response: The paper referenced in the comment has been added to the CAP at [Appendix 3: Sources and Uses, Section 3.1.2 Manufacturing](#), and [Section 3.3.2 PFAS in a typical home](#).

Issue 84: Regulations should be enacted to require the disclosure of PFAS in consumer products and other applications. Consumers need to be made aware of these products through labelling and educational outreach. There is a need for a CAP that can act quickly to cleanup up PFAS contamination and prevent further use and spread of this toxic, persistent chemical. [Re Sources]

²⁴¹ <https://apps.ecology.wa.gov/publications/summarypages/2104007.html>

²⁴² <http://ecology.wa.gov/Safer-Products-WA>

²⁴³ <https://app.leg.wa.gov/rcw/default.aspx?cite=70A.400>

Response: At this time, there are no state laws that give Ecology or Health the authority to adopt rules to require disclosure of PFAS present in all products and applications or labeling of such products. Several state laws are in place to provide notification of PFAS in certain products. As described in [Appendix 9: Regulations, Section 9.1 Washington state laws and regulations](#):

- Notification of PFAS presence in firefighting protective equipment must be provided to purchasers of such equipment under Chapter 70A.400 RCW.
- The presence of PFOS and PFOA in children’s products must be reported to a publically accessible database under Chapter 70A.430 RCW.

There are no federal laws requiring labelling of products that contain PFAS. Under the Safer Products for Washington program, Ecology will consider whether regulatory actions will be necessary for priority products containing PFAS.

The purpose of this CAP is to serve as a long-term planning document for actions to reduce human and environmental exposure to PFAS. The CAP does not direct or assist actions to clean up contamination related to a specific release event. The CAP includes various recommendations to assess and minimize releases of PFAS to the environment. Both Ecology and Health maintain websites to disseminate information regarding toxic chemicals, including PFAS, to the public ([Ecology, 2021a](#),²⁴⁴ [Health, 2021a](#)²⁴⁵).

3.1 Reduce PFAS Exposure from carpets, rugs, water and stain resistance treatments, and leather and textile furnishings

Issue 85: At Recommendation 3.1, consider a program to subsidize legacy carpet replacement in low income housing. [City of Tacoma, Northwest Biosolids]

Response: We expanded our recommendation to implement a product replacement program for carpet with PFAS to low-income housing in addition to community centers, libraries and daycares.

Issue 86: New studies (Glüge et al., 2020) have identified that textile related PFAS usage is small relative to other industries and product manufacturing. Eliminating all uses in textiles would not make a meaningful impact on monomeric PFAS pollution. Long-chain fluorinated polymers for use as a repellent for textiles should be restricted in the light that advancements in short-chain fluorinated polymers have been made for this use. Use of short-chain fluorinated polymers is important in select uses. [National Council of Textile Organizations]

Response: Our recommendations for reducing PFAS in products focus on reducing PFAS as a class based on the definition of PFAS in recent Washington legislation (Chapter 70A.350 RCW and RCW [70A.222.070](#)²⁴⁶) and their environmental persistence, toxicity, data gaps, and potential for regrettable substitutions. [Appendix 7: Health](#) describes toxicity concerns around

²⁴⁴ <https://ecology.wa.gov/PFAS>

²⁴⁵ <https://www.doh.wa.gov/CommunityandEnvironment/Contaminants/PFAS>

²⁴⁶ <https://app.leg.wa.gov/rcw/default.aspx?cite=70A.222.070>

both short- and long-chain PFAS. While there are less data available on short-chain PFAS, the data we have suggest that they may have similar toxicity concerns.

Under Recommendation 3.1, the Safer Products for Washington program will investigate whether safer alternatives are feasible and available and then make regulatory determinations. Each product category is considered individually. Identifying safer alternatives includes consideration of unique performance needs on a product category basis, such as medical PPE. We cannot make restrictions if safer alternatives are not feasible and available.

Thank you for recommending we consider Glüge et al. (2020). We added this citation to the CAP. While the uses of PFAS in textiles appear small in Figure 3 of Glüge et al. (2020), the contribution textiles make to PFAS in homes, schools, and workplaces is not miniscule. Table 3 of Glüge et al. (2020) is limited to information reported under TSCA that is not CBI.

Based on the data available and the uncertainties, the authors still conclude “Considerable quantities of PFAS, especially of side-chain fluorinated polymers, have been used as surface protectors in textile, apparel, leather, carpets, and paper. These are open and dispersive uses where many consumers come into contact with the PFAS-containing products. It has also been reported that there are high emissions to air, dust, and wastewater from a textile manufacturing plant in China. The side-chain fluorinated polymers contain PFAAs as impurities and they may act as important precursors to PFAAs.”

Issue 87: Recommendation 3.1 states that regulatory actions could include requesting that manufacturers identify products that contain PFAS, disclose their use of priority chemicals in product ingredients, release information on exposure and chemical hazard, and describe the amount and function of PFAS in products. However, should Ecology choose to require such disclosure, the agency should carefully define the entities who are required to disclose the information so as to avoid compliance gaps by downstream users who may not have access to the information. [Association of Washington Business]

Response: Thank you for highlighting the challenges around supply chain transparency. Further action to require disclosure of products containing PFAS would be done under the authority for Chapter 70A.350 RCW. This law defines manufacturer as “any person, firm, association, partnership, corporation, governmental entity, organization, or joint venture that produces a product or is an importer or domestic distributor of a product sold or offered for sale in or into the state.” Ecology implements the Safer Products for Washington program emphasizing transparency in our evaluations and approaches. We welcome and encourage industry and other stakeholders to participate in this process.

Issue 88: Recommendations should include researching a recycling process for legacy carpet to remove PFAS from the material, so that it can be made safe for reuse and avoid it being landfilled. Product stewardship programs for carpet, furniture, and other textiles could be of benefit. [King County Solid Waste]

Response: The industry surrounding recycling of carpet into re-usable goods, carpeting or otherwise, is not yet fully established (California Carpet Stewardship Program, 2020). Furthermore, recycling carpet back into carpet is not always feasible—in many cases the

constituent parts of carpet are recycled into products of lower value used for different purposes (Product Stewardship Institute, 2015).

It is reported that nationally, as of 2017, only about five percent of carpet waste is diverted for recycling (Healthy Building Network [HBN], 2017). California is the only state that requires a minimum amount of carpet to be recycled, with a mandated target of a 24 percent recycling rate for post-consumer carpet by January 1, 2020 ([California Code, Public Resources Code - PRC § 42972](#)²⁴⁷). An effort to adopt similar legislation in Washington in 2012 was not successful (Washington State Legislature, 2012).

The presence of toxic chemicals, including PFAS, in carpet components presents one of several challenges to recycle this product (HBN, 2017; Anthesis Consulting Group, 2018). When the production of recycled products free of those chemicals is a key objective, the carpet recycling industry tests incoming materials and screens out incoming carpet products that contain toxic chemicals from the recycling process.

The CAP acknowledges that legacy carpet in landfills may release PFAS to landfill leachate and such releases may be of concern where landfills are not lined. However, there is insufficient information to determine the relative contribution of legacy carpeting to leachates. The CAP identifies that it is important to characterize potential release pathways into the environment, and therefore includes Recommendation 4.1, Evaluate landfill PFAS emissions.

The Safer Products for Washington program has identified carpet as priority product containing PFAS, with a focus on removing this PFAS exposure pathway. The program will be seeking input from stakeholders as to whether and how it should be addressed from a regulatory perspective in upcoming stages of the implementation of Chapter 70A.350 RCW.

Issue 89: With respect to Recommendation 3.1, Ecology must clearly identify and announce in advance the specific PFAS compounds and product usages which are being targeted for substitution strategies. From a toxicological perspective, regulatory agencies must have adequate science for determining health-based values before promulgating standards, limits, and related regulations for individual compounds. Regulating PFAS in certain priority product categories should focus on particular applications under consideration, identifying unreasonable risk considering both hazard and exposure and finding safer alternatives at comparable cost and performance. [PFAS Regulatory Coalition, Alliance for Telomer Chemistry Stewardship]

Response: Any further actions that restrict the use of PFAS in products or require disclosure of PFAS in products would be implemented under the Safer Products for Washington program (Chapter 70A.350 RCW). The Safer Products for Washington program follows a hazard-based approach to identify-priority products. This approach considers the hazards of the priority chemical and the potential for exposure.

247

https://leginfo.legislature.ca.gov/faces/codes_displayText.xhtml?lawCode=PRC&division=30.&title=&part=3.&chapter=20.&article=

PFAS were identified by the Legislature as a priority chemical class. The Safer Products for Washington program has identified carpets and rugs, furnishings, and aftermarket treatments as significant sources or uses of PFAS based on the potential for exposure to people and the environment, and is currently investigating safer alternatives. If safer alternatives are feasible and available, a restriction is possible. Regulatory determinations will be based on the specific direction in RCW 70A.350.040, not whether a particular product, use, or exposure is associated with an unreasonable risk. Further discussions about the scope, timeline and content of regulations will be conducted through the Safer Products for Washington program and any potential rulemaking that follows.

We have clarified that “PFAS-free” means free of intentionally added PFAS and that purchasers should select products that do not require stain or water resistance or are made using safer alternatives if possible.

3.2 Identify additional sources and uses of PFAS to consider in the second safer Products for Washington cycle

Issue 90: Ecology should avoid delays to act on other products containing PFAS, and should not wait until future cycles of the Safer Products for Washington. Ecology should take action to reduce the largest sources of PFAS by declaring all textiles, cleaning products, floor waxes and stone/wood sealers, non-stick cookware, and personal care products as priority products under the Safer Products for Washington law so that the search for safer alternatives begins now and bans can be put in place by 2025. [Form letter 1, Form Letter 3, Maddie Smith, Toxic Free Future, Whidbey Island Water Systems Association, Weafer, Clean Production Action, The Lands Council]

Response: The Safer Products for Washington law (Chapter 70A.350 RCW) gives Ecology the authority to restrict the use of PFAS in consumer products only when safer alternatives are available and feasible. While we understand concerns over the time it takes for us to identify safer alternatives and implement rules, this process is important because it helps us avoid situations where PFAS is replaced with a chemical equally or more toxic. In addition to working on restrictions, in the meantime, we’re creating public outreach materials (like [videos](#)²⁴⁸ and [infographics](#)²⁴⁹ we translate into multiple languages) to help consumers purchase safer products and reduce exposure for them and their families.

Safer Products for WA sets in place four phases that repeat on a five-year cycle, with dedicated periods for public outreach and potential legislative action. We submitted our priority product report to the Legislature in July 2020. We identified carpets and rugs, furnishings, and aftermarket treatments as priority products because our research suggested these were among the biggest PFAS uses. We are now looking for safer alternatives to PFAS for these products.

However, we know PFAS are ubiquitous, and we know there are many important uses that we weren’t able to include in this first cycle. Starting with carpet, furnishings, and aftermarket treatments gives us a good foundation identifying safer alternatives and reducing the use of

²⁴⁸ <https://www.youtube.com/watch?v=P6WfpWnlpLc>

²⁴⁹ <https://apps.ecology.wa.gov/publications/SummaryPages/2004043.html>

PFAS. We expect continued interest from our stakeholders in reducing PFAS in products during future cycles of Safer Products for Washington.

Issue 91: PFAS containing substances should be eliminated from commerce in Washington as soon as possible and be managed as a chemical class. The CAP should recommend a class based approach and focus on eliminating non-essential uses of PFAS. [National Tribal Water Council, ReSources, Public Health - Seattle & King County, Form letter 2]

Coordinating data collection based on the reporting of PFAS substances in the TRI is limited to the 172 compounds that will be reported. An approach to PFAS management in products is presented in Kwiatowski et al. (2020) and Cousins et al. (2020).

Response: The Draft CAP section on CAP Requirements explains:

- Purposes of a CAP.
- Why the CAP should examine the various groups of substances that make up this large group of chemicals of PFAS.
- The CAP's limitations—such as not imposing new requirements on uses or releases of PBTs, and not creating new authorities.

The CAP acknowledged that although WAC 173-333-310 only lists the PFOS chemical group, there were several reasons why it was pertinent to look at different types of PFAS to gain a full understanding of their potential for degradation into PBTs, availability of substitutes and safer alternatives. We also acknowledged that legislation recently adopted in Washington addressing PFAS has consistently viewed PFAS as “a class of fluorinated organic chemicals containing at least one fully fluorinated carbon atom” (Chapters 70A.222, 70A.400, and 70A.350 RCW).

As explained in the response to Issue 101, neither Ecology nor Health have the authority to eliminate all PFAS containing substances from commerce in Washington. Nevertheless, legislation enacted since 2018 has addressed PFAS present in AFFF, food contact packaging, and priority products, and has banned PFAS in certain products (see [Appendix 9: Regulations, Section 9.1 Washington state laws and rules](#)).

We acknowledge that the concept of focusing regulatory efforts on essential uses has emerged more recently. Aspects of PFAS-related legislation passed in Washington rely on similar considerations. For example:

- As part of the PFAS Alternatives Assessment in Food packaging, a performance evaluation is conducted to determine whether the prioritized alternatives “perform as well as or better than PFAS chemicals in a specific food packaging application” according to RCW [70A.222.070](#).²⁵⁰ This reflects considerations as to whether the use of PFAS in a specific food paper packaging application is substitutable by a non-PFAS alternative.
- Notwithstanding that PFAS are defined as a class under Chapter 70A.350 RCW, evaluation of priority products under the Safer Products for Washington program

²⁵⁰ <https://app.leg.wa.gov/rcw/default.aspx?cite=70A.222.070>

seeks to identify safer alternatives (including safer chemicals or safer processes) and allows the consideration of whether “members of a class of priority chemicals are functionally necessary in the priority consumer product” (RCW 70A.350.030(4)(a)).

- The Firefighting Agents and Equipment Toxic Chemical Use law (Chapter 70A.400 RCW) acknowledges that certain uses of Class-B firefighting foams (in particular airports in Washington certificated under 14 C.F.R. Part 139) are necessary (i.e., essential) until such time that PFAS free substitutes authorized by federal regulation are made available.

Ecology recognizes that TRI reporting will be limited, however it will be an additional source of data that has not been available to-date, and will assist in identifying industries and manufacturers who are using these substances in Washington state.

Issue 92: While the issue of regulating PFAS as individual substances versus regulating them as a class is not explicitly discussed in the CAP, it is an important issue that other state agencies have considered PFAS should not be regulated as a class. Grouping PFAS substances to develop regulatory criteria or using a single criterion to regulate all PFAS compounds is not scientifically defensible. Ecology and Health should adopt a science based process to regulate PFAS on the characteristics of individual chemicals. PFAS, as a group, includes thousands of substances with unique physio-chemical properties, unique fate and transport properties, and unique toxicological profiles. [NCASI, National Council of Textile Organizations, Alliance for Telomer Chemistry Stewardship]

Response: The CAP neither regulates PFAS as a class, groups PFAS to develop regulatory criteria, nor uses a single criterion to regulate all PFAS compounds. The CAP provides information about various characteristics of PFAS as to their relationship with environmental releases and potential adverse effects to people and the environment. The CAP has identified when data are applicable to only certain chemicals from this wide-ranging group. The CAP has also explained why it is important to view various subgroups of PFAS chemicals from the perspective of degradation products, available substitutes, and whether alternatives are safer, as described in the Section [PFAS CAP Requirements](#). It should be noted, however, that state legislation has defined PFAS as a class. See [Appendix 9: Regulations, Section 9.1.1 Washington state laws and rules](#). Also see response to Issue 205.

Issue 93: Wastewater treatment plants and landfills are not “sources” of PFAS. They are the recipients of PFAS containing waste streams from homes and businesses. Source control is the strongest action that can be taken to control PFAS exposure for humans and the environment. Cradle to grave management of this chemical is essential. [King County Water Treatment Department, Public Health – Seattle & King County]

Response: Text has been edited throughout the CAP to reflect that WWTPs and landfills are not a “source” of PFAS, rather a waste stream pathway, including:

- Recommendations 2.3 and 4.0
- [Appendix 3: Sources and Uses](#), Sections:
 - 3.4.2 Wastewater
 - 3.4.4 Landfilled Products

- 3.6 Data gaps
- [Appendix 5: Environmental Occurrence, 5.0.1 Findings](#)
- Associated summary statements in the Executive Summary and introductory sections of the CAP.

The CAP incorporates both source control and “cradle to grave” needs to address PFAS. Source control is achieved through ongoing work to minimize AFFF and manufacturing releases (Recommendation 2.3), as well as reducing PFAS presence in products (Recommendations 3.1 to 3.3). Recommendations 4.1 to 4.3 address important pathways through which PFAS travel through the environment. [Appendix 4: Fate and Transport, Section 4.5 Long term PFAS management](#), acknowledges the current uncertainties and risks related to PFAS waste management in the long-term.

Issue 94: Focus CAP recommendations on actions that would eliminate long-chain PFAS found at elevated levels in the state and their sources, or in products imported into Washington. [Performance Fluoropolymer Partnership]

Response: Our recommendations for reducing PFAS in products focus on reducing PFAS as a class based on the definition of PFAS in recent Washington legislation (Chapter [70A.350](#)²⁵¹ RCW and [70A.222](#)²⁵² RCW) and on their environmental persistence, toxicity, data gaps, and potential for regrettable substitutions. Fluoropolymers are highly persistent in the environment. They can be synthesized using PFAAs and can contain PFAAs as residual monomers and impurities, which can be released throughout their life-cycle (Lohmann et al., 2020).

Issue 95: The Draft CAP identifies products already regulated by the FDA, including through the food contact notification (FCN) process. State actions should only address those specific PFAS compounds that are not otherwise already approved under federal statutory authority. [PFAS Regulatory Coalition]

Response: RCW [70A.222.070](#)²⁵³, which addresses the use of PFAS in packaging that comes into contact with food, restricts all PFAS that meet the class-based definition “fluorinated organic chemicals containing at least one fully fluorinated carbon atom.” Ecology was not given the authority to choose the definition of which PFAS would be restricted.

Ecology was also given the authority to regulate priority chemicals including PFAS in consumer products under Chapter 70A.350 RCW as long as they are not “drug or biological products.” To restrict or prohibit PFAS in any consumer product as part of the Safer Products for Washington program, Ecology must demonstrate the restriction will either reduce a significant source of or use of a priority chemical or is necessary to protect the health of sensitive populations or sensitive species. Because the FDA has approved certain PFAS for use in certain products that are not exempted by Chapter [70A.350](#)²⁵⁴ RCW, Ecology may focus on those PFAS and products.

²⁵¹ <https://app.leg.wa.gov/RCW/default.aspx?cite=70A.350&full=true>

²⁵² <https://app.leg.wa.gov/rcw/default.aspx?cite=70A.222&full=true>

²⁵³ <https://app.leg.wa.gov/rcw/default.aspx?cite=70A.222.070>

²⁵⁴ <https://app.leg.wa.gov/RCW/default.aspx?cite=70A.350&full=true>

Issue 96: The State should not presume which product categories will be included in the second Safer Products for Washington cycle. Reasons not to include the use of PFAS in products in the second Safer Products for Washington cycle include voluntary phase-outs and declining industry uses of PFAS. The State must also properly account for the fact that the body of scientific evidence does not show adverse health effects in humans from perfluoroalkyls. [3M]

Response: The CAP identified additional products that contain PFAS in [Appendix 3: Sources and Uses](#). These sources and uses are highlighted in this recommendation for consideration for future cycles of Safer Products for Washington. This CAP does not identify these products as priority products. Prior to identifying the next round of priority products, there will be multiple opportunities for stakeholder involvement and input. This recommendation focuses on community engagement for identifying additional products for consideration under Safer Products for Washington.

The priority product report submitted to the Legislature in July 2020 discussed the availability and feasibility of safer alternatives, but did not make a determination. We are currently working on determining whether safer alternatives are feasible and available and will submit those findings to the Legislature in June 2022.

Issue 97: The CAP should address how Ecology will specifically utilize the Safer Products for Washington program to explore products containing PFAS given limitations on this law and competing substances of concern, as well as how Ecology and Health will understand the exposures to Washington residents and implement protections that remove these sources of exposure to humans and the environment. [Public Health - Seattle & King County]

Response: The information from the CAP may inform future cycles of the Safer Products for Washington program. However, the program has a defined five-year cycle with specific phases for public involvement and potential legislative action. While the program can incorporate the recommendations into the CAP, specific actions (such as identifying priority chemicals or products or restrictions) will need to be implemented through the Safer Products for Washington process.

Therefore, it is not possible to lay out a detailed approach for what the Safer Products for Washington program will do in future cycles in this CAP. However, the research and input used to identify consumer products that are sources or uses of PFAS could be included in future cycles of the program.

In addition to our work on Safer Products for Washington to reduce PFAS in consumer products, we're also working on outreach materials and environmentally preferable purchasing recommendations to help consumers choose safer products and reduce their exposure. The CAP includes recommendations for community engagement in identifying additional sources of PFAS exposure, biomonitoring, and continued research.

3.3 Implement other reduction actions for PFAS products

Issue 98: The Draft CAP uses an overly broad definition of PFAS that could unnecessarily capture fluoropolymers themselves. PFAS surfactants commonly used to produce certain fluoropolymers are the target of concern. Fluoropolymers made without the use of PFAS surfactants should not be restricted in any way. Certain fluoropolymers can be produced without the use of PFAS surfactants, and can provide certain environmental benefits through minimizing production volumes. [Arkema]

Response: Our recommendations for reducing PFAS in products focus on reducing PFAS as a class based on the definition of PFAS in recent WA legislation (Chapter [70A.350](#)²⁵⁵ RCW and RCW [70A.222.070](#)²⁵⁶) and their environmental persistence, toxicity, data gaps and potential for regrettable substitutions. Fluoropolymers are highly persistent in the environment. They can contain PFAAs as residual monomers and impurities which can be released throughout their life-cycle. The CAP does not make restrictions.

Issue 99: Other regulatory actions to reduce PFAS exposure in consumer products should ensure that 1) safe alternatives are feasible and available prior to restricting any PFAS-containing product, to avoid regrettable substitutions; 2) any restriction or regulation clearly specifies the PFAS compound that is being restricted or regulated; and 3) any State restrictions or regulations do not contradict federal law. [PFAS Regulatory Coalition]

Response: Please refer to the response to Issues 89 and 95.

Issue 100: The sentence “Long-chain PFAAs include perfluorinated carboxylates (PFCAs) with eight or more fully fluorinated carbons (for example, PFOA)” should be corrected to indicate “seven or more fully fluorinated carbons...”. [Alliance for Telomer Chemistry Stewardship]

Response: This correction has been made throughout the CAP.

Issue 101: Products with PFAS should be banned from import into and commerce in the state. New PFAS should not be approved. [Vega, Vilgalys, Olympic Environmental Council, Stephens, Clark, Ude, Port Gamble S’Klallam Tribe(Welch)]

Response: Ecology and Health do not have the authority to ban all products containing PFAS outright, nor to ban importation of products containing PFAS into the state. Although Recommendation 3.3 identifies the proposal of a ban on the importation and sale of products containing PFOS and PFOA, such action would have to be taken by the state Legislature.

Nevertheless, legislation enacted since 2018 has addressed PFAS present in AFFF, food contact packaging, and priority products, and has banned PFAS in certain products (see [Appendix 9: Regulations, Section 9.1 Washington state laws and rules](#)). Section “[What else are we doing about PFAS?](#)” has been updated to reflect ongoing work to restrict PFAS in certain products, including:

²⁵⁵ <https://app.leg.wa.gov/RCW/default.aspx?cite=70A.350&full=true>

²⁵⁶ <https://app.leg.wa.gov/rcw/default.aspx?cite=70A.222.070>

- Compliance monitoring with respect to the ban on sale of AFFF containing PFAS starting July 2020.
- A ban on PFAS in certain food packaging products starting in 2023.
- Consideration of regulatory action on priority products containing PFAS under the Safer Products for Washington program.

Neither Ecology nor Health have the authority to approve production, uses, or imports of PFAS. As explained in [Appendix 9: Regulations, Section 9.2.1 Environmental Protection Agency](#), the EPA has, and is using, authority under the federal Toxic Substances Control Act (TSCA) to review new uses of specific PFAS.

4.0 Understand and manage PFAS in waste

4.0 Understand and manage PFAS in waste

Issue 102: Compost should also be targeted for understanding PFAS in waste management. PFAS thresholds should be established for Table 220-B requirements in WAC 173-350-220 based on studies conducted to understand PFAS concentrations in feedstocks. Small-scale composters should be funded to help with any additional sampling parameters added to Table 220-B. [Public Health - Seattle & King County]

Response: Due to uncertainty associated with PFAS and its impacts to soil and food uptake, more focused studies of composts are needed. EPA has established the health threshold for PFAS in drinking water, but a health threshold has not yet been established for compost. Also, there is no standardized testing method that labs can use to test for PFAS in compost—making it difficult to get standardized results. Washington can do as other states have done and create its own threshold, use a threshold chosen by another state, or wait until EPA identifies a threshold. Washington would also have to specify which test will be used in order to make results comparable. To conclude, before a threshold can be added to WAC [173-350-220](#),²⁵⁷ Table 220-A, a health threshold must be established and a standardized test specific to composts must be created.

Issue 103: The CAP should address the life cycle of PFAS containing waste; it should also evaluate landfilling as a final repository of wastes containing PFAS. [King County Solid Waste]

Response: [Appendix 3: Sources and Uses, Section 3.4 Waste Management](#), addresses waste streams that can contain PFAS and describes how PFAS can transfer from one waste stream to another (e.g. landfill leachate being transferred to WWTPs for treatment). [Appendix 4: Fate and Transport, Section 4.3.2, Release to Aqueous media](#), addresses how PFAS can leach from solid waste or compost. [Appendix 4: Fate and Transport, Section 4.5](#) was revised to include discussion of EPA’s draft interim guidance on the destruction and disposal of PFAS and materials containing PFAS, and the uncertainties related to disposal options (EPA, 2020a). Text addressing the sequestration of PFAS in landfills was added at [Appendix 3: Sources and Uses, Section 3.4.3 Landfilled products](#).

²⁵⁷ <https://apps.leg.wa.gov/wAc/default.aspx?cite=173-350-220>

Issue 104: The CAP should acknowledge and incorporate the findings of EPA’s “Interim Guidance on the Destruction and Disposal of Perfluoroalkyl and Polyfluoroalkyl Substances and Materials Containing Perfluoroalkyl and Polyfluoroalkyl Substances,” dated December 18, 2020. [King County Solid Waste, PFAS Regulatory Coalition]

Response: Acknowledgement of EPA’s interim guidance has been added to [Appendix 4: Fate and Transport, Section 4.5.3 Ultimate disposal](#). As indicated in the guidance, it is expected that information regarding the disposal and destruction of PFAS compounds, and materials containing PFAS compounds, will continue to evolve and inform agency activity both at the state and federal levels.

Issue 105: If PFAS containing wastes are classified as a Dangerous Waste (DW), provisions should be made in Chapter 173-303 WAC Dangerous Waste Regulations to allow for their disposal at a municipal solid waste landfill. [King County Solid Waste].

Response: Any business that generates a solid waste must determine if that material is a DW under WAC [173-303](#).²⁵⁸ PFAS solid waste materials containing 100 parts per million (ppm) or greater halogenated organic compounds (HOC) are regulated as a persistent criteria waste under WAC [173-303-100](#).²⁵⁹ Solid waste materials containing 10,000 ppm or greater HOCs are considered an extremely hazardous waste (EHW). Although the CAP has now identified products that contain PFAS and industries that generate PFAS wastes, the requirement for all businesses to properly designate and manage their persistent wastes, including any “newly” identified waste streams, has been in the DW regulations for many years. Current DW regulations have exclusions and exemptions for disposal of persistent DW to a municipal solid waste landfill (MSWLF). These allowances include:

- The household hazardous waste exclusion.
- Small Quantity Generator (SQG) waste. SQGs may dispose of their non-liquid DW at a MSWLF.
- Special wastes, as defined at WAC [173-303-040](#)²⁶⁰ and per WAC [173-303-073](#)²⁶¹ requirements. Solid waste that designates as a federal hazardous waste or state EHW does not qualify as special waste.

Ecology is not considering an additional exclusion for PFAS solid waste at this time. The public may submit a petition under WAC [173-303-910](#)²⁶² for regulatory relief.

Issue 106: Comments support Washington state efforts to evaluate PFAS in wastewater, landfill leachate and biosolids. The CAP should include a plan for funding for the effort as well as understanding the specific compounds and processes that could be causing contamination. [PFAS Regulatory Coalition]

²⁵⁸ <https://apps.leg.wa.gov/wAc/default.aspx?cite=173-303&full=true>

²⁵⁹ <https://apps.leg.wa.gov/wAc/default.aspx?cite=173-303&full=true#173-303-100>

²⁶⁰ <https://apps.leg.wa.gov/wAc/default.aspx?cite=173-303&full=true#173-303-040>

²⁶¹ <https://apps.leg.wa.gov/wAc/default.aspx?cite=173-303&full=true#173-303-073>

²⁶² <https://apps.leg.wa.gov/wAc/default.aspx?cite=173-303&full=true#173-303-910>

Response: Following issuance of a CAP, Ecology and Health implement recommendations presented in the CAP based on availability of agency resources and successful requests for funding to the Legislature. Recommendations 4.1 through 4.3 focus on gathering information regarding PFAS present in WWTP effluents, landfill leachate and biosolids in order to better understand the prevalence of PFAS present in these waste streams, and how PFAS behave in waste management processes. Based on these data, Ecology can evaluate additional areas of investigation focused on specific PFAS in these waste streams.

Issue 107: PFAS monitoring requirements for waste streams such as wastewater treatment plant influent and effluent, landfill leachate, and biosolids are premature until validated test methods for those matrices are established. [PFAS Regulatory Coalition, 3M, City of Tacoma, Northwest Biosolids]

Response: If monitoring of PFAS in certain waste streams were required, Ecology expects that validated test methods would be used.

- Recommendation 4.1, concerning wastewater, already includes mention of a validated test method: “This should include consideration of whether EPA has developed approved analytical methods for PFAS suitable for WWTP effluent and a regulatory target (a nationally recommended water quality criterion for PFAS) for waters of the state.” Ecology does not have, and is not working on any monitoring requirements for wastewater treatment plant influent, effluent, landfill leachate, or biosolids. Ecology agrees that we need a validated test method for these matrices before implementing monitoring requirements through our permitting programs.
- Recommendation 4.2, concerning landfill emissions: In January 2021, the EPA approved Other Test Method 45 (OTM-45) Measurement of Selected Per- and Polyfluorinated Alkyl Substances from Stationary Sources. OTM-45 is a draft method that is under evaluation and that will be updated as more data from stakeholders becomes available. In the meantime, the method allows for federal, state, and local entities to have a consistent standard to evaluate analytical results. This method may be considered as enforceable for permits when approved by EPA regional offices.
- Recommendation 4.3, concerning biosolids, states that a study should “Use EPA-validated analysis methods for biosolids and soils.” These are currently under development by EPA.

4.1 Evaluate PFAS in wastewater treatment

Issue 108: Ecology should consider modifications to its WWTP sampling project. [City of Tacoma, Northwest Biosolids, King County Wastewater Treatment Department, City of Redmond, City of Renton, Cascade Water Alliance]

Comments proposed the following considerations for WWTP sampling:

- Ecology should work with Industrial Pretreatment Programs to identify sources of PFAS in publicly owned treatment works (POTW) influent.
- The study should also include sampling of WWTPs with mostly residential sources to increase the understanding of residential versus industrial PFAS loadings.
- Consider POTWs that also receive landfill leachate.
- Reclaimed water should be sampled as an effluent.

Response: Ecology added a reclaimed water treatment plant to the WWTP sampling project and will be sampling the influent (which receives landfill leachate) and effluent.

Ecology is at the beginning of investigating PFAS in wastewater treatment plants. The funding and timeline for this project does not allow for a study addressing everything in this comment. Pending funding, Ecology will continue to investigate PFAS in wastewater and will consider all the suggestions laid out above.

Issue 109: Explain the meaning of “advance[d] solids removal. [City of Tacoma, Northwest Biosolids]

Response: Advanced solids removal is referring to membrane separation, for example membrane bioreactors. These bioreactors eliminate the need for a secondary clarifier and remove a higher percentage of solids than traditional settling.

Issue 110: The CAP should consider a recent report regarding the cost analysis of the impacts on municipal utilities and biosolids management to address PFAS contamination. [Northwest Biosolids]

Response: A citation to the report was added to our discussion of water treatment cost examples at [Appendix 10: Economic Analysis, Section 10.1 Costs of recommended actions](#).

Issue 111: In evaluating the presence and sources of PFAS compounds in wastewater treatment facilities should leverage work already conducted by the EPA and utilize EPA’s multi-laboratory validated wastewater analytical methods referenced in EPA’s “Interim Strategy for Per- and Polyfluoroalkyl Substances in Federally Issued National Pollutant Discharge Elimination System Permits” (November 22, 2020). [Alliance for Telomer Chemistry Stewardship]

Response: Ecology will continue to consider resources and data made available by EPA as well as any other technical or regulatory associations. Ecology will continue to track the availability of validated analytical methods. The status of development of Clean Water Act Method 1600 is discussed in [Appendix 2: Analytical Methods, Section 2.1.2 Non-drinking water sample methods](#).

Issue 112: Comments identified that the CAP does not address PFAS in reclaimed water. These comments were noted with respect to multiple locations throughout the CAP, including the Executive Summary, Recommendations, and Appendix 3, Sources and Uses. [Sammamish Plateau Water and Sewer District, City of Redmond, Cascade Water Alliance]

Response: The consideration of PFAS present in reclaimed water has been added to [Appendix 3: Sources and Uses, Section 3.4.2 Wastewater](#). The CAP does not directly address PFAS in reclaimed water. However, Ecology is beginning to investigate PFAS in wastewater, which includes facilities producing reclaimed water from domestic wastewater.

As we gather more information about PFAS in wastewater, we will be able to address PFAS in reclaimed water.

Issue 113: Management of reclaimed water containing PFAS should be evaluated. [Cascade Water Alliance, City of Redmond, Sammamish Plateau Water and Sewer District]

Considerations should include:

- Identification of fate and transport of PFAS in reclaimed water.
- Monitoring and allowable PFAS limits for usage.
- Identification of current policies, data gaps, and recommendations.
- Risks from releases where PFAS levels exceed proposed SALs.
- Prohibition of use within Critical Aquifer Recharge Areas when PFAS levels exceed proposed SALs.
- Exploring who will be responsible for treating PFAS in landfill leachate, in consideration of impacts of this activity on where and how leachate is recycled.

Response: We are only beginning to investigate PFAS in wastewater and reclaimed water. We will review our policies and regulations for reclaimed water after the initial investigation. We will consider modifications to our reclaimed water policies and regulations pending those results and other agency findings.

4.2 Evaluate landfill PFAS emissions

Issue 114: Ecology should consider additional elements in its landfill leachate study. [King County Solid Waste, City of Redmond, Sammamish Plateau Water and Sewer District, Public Health - Seattle & King County]

Comments proposed the following additional considerations:

- Stating which landfills are chosen and the methodology/criteria by which they were selected.
- Identifying the sampling methods to be used.
- Researching treatments to remove PFAS from leachate.
- Collecting statistically significant data and conducting peer review before monitoring and other regulatory requirements are determined.
- Considering EPA's November 2020 "Interim Strategy for Per- and Polyfluoroalkyl Substances in Federally Issued National Pollutant Discharge Elimination System

Permits” and information it contains about validated chemical test methods for PFAS.

- Not overly relying on the Total Oxidizable Precursor (TOP) assay because of the likelihood the assay will overestimate PFAS presence and the resulting formation of PFAAs.
- Including groundwater modeling during the second phase of the study.
- Collecting landfill gaseous emissions at the same time as leachate to reduce sampling costs.

Response: In the fall of 2020, Ecology Solid Waste Management Program conducted Phase I of the Landfill Leachate PFAS Study. Phase I was designed to determine if landfill facilities might have a potential to contaminate environmental media. Ecology staff and facility staff sampled 17 landfills in Washington state. Since PFAS is contained in every day products that are disposed in landfills, Ecology wanted to evaluate leachate to determine if PFAS compounds were in the landfill leachate.

Ecology chose to key the survey on municipal solid waste landfills that generated leachate and had leachate collection systems. Ecology requested permission to collect samples from landfills that generated leachate and the participating landfills were selected based on their permission to allow the sampling.

Of the 17 landfills, 14 landfills were located in western Washington and four were located in eastern Washington. With two regional climates to study, Ecology will be looking at the role of climate in the potential natural degradation pathways, enhanced destruction methods, and migration of PFAS compounds.

Based on an analysis of the Phase I results, Ecology may finalize options to conduct Phase II of the leachate PFAS study to include groundwater, soil gas generation, plus stormwater and surface water analytical evaluations. The evaluation criteria would be further developed to determine potential vulnerable receptors, matrix and media interactions and pathways, and possible remedial actions.

Issue 115: Solid waste handling standards and criteria for Municipal Solid Waste Landfills should be updated specific to PFAS (Chapters 173-350 and 173-351 WAC respectively), including PFAS testing of leachate, landfill gas, groundwater, compost and air. [Public Health - Seattle & King County]

Response: The purpose of Recommendation 4.2 is to gain more knowledge regarding the presence of PFAS in landfill leachate, and later in gaseous emissions. Ecology has already conducted the first phase of landfill sampling in the fall of 2020; the results of this first sampling effort are still being analyzed and considered.

As indicated in the recommendation, additional sampling of landfills beyond Phase I may be considered. Ecology would then determine whether monitoring requirements for landfills to test leachate for PFAS are warranted, and if so, would initiate rulemaking to update Chapters 173-350 and 173-351 WAC.

It is speculative to require groundwater testing in the vicinity of landfills at this time, as Ecology does not know whether specific landfills were likely to have received wastes containing high levels of PFAS. As indicated in Recommendation 4.2, Ecology will continue to research makeup of PFAS waste entering and potentially currently stored in landfills, and expects to conduct groundwater sampling as part of Phase II of the study to collect information on this issue.

Please refer to Issue 102 regarding compost.

Issue 116: Ecology should advance knowledge around PFAS waste streams entering landfills, and give consideration to the PFAS Waste Source Testing Report for New England Waste Services of Vermont. Differences between climatic conditions on PFAS concentrations during leachate generation could be evaluated. Funding will be needed to identify data gaps and conduct sampling. [Public Health - Seattle & King County]

Response: As indicated in Recommendation 4.2, Ecology will continue to research makeup of PFAS waste entering and potentially currently stored in landfills. The Draft CAP referenced Lang et al. (2017), which identified the influence of climatic conditions on leachate generation and its potential effect on PFAS mobilization into leachate. Additional information was added to [Appendix 3: Sources and Uses, Section 3.4.3, Landfilled products](#), to emphasize the effect of climate.

The Sanborn Head and Associates, Inc. study, PFAS Waste Source Testing Report, prepared for New England Waste Services of Vermont (Sanborn Head and Associates Inc., 2019), was added at [Appendix 3: Sources and Uses, Section 3.4.3, Landfilled products](#).

Please refer to the response to Issue 114 regarding Phase I sampling of landfills in both western and eastern portions of the state. Phase I was not designed with a climate influence analysis in mind, however the data collected may allow us to determine whether a more focused look at climate influences should be part of Phase II of the study.

Issue 117: The Draft CAP is not very clear about the proposed course of action for gaining a better understanding of makeup of PFAS waste entering and currently stored in landfills in Washington. The CAP doesn't specify whether this information, and data from the landfill emissions study, would be used to prohibit certain wastes from future landfill disposal. [King County Solid Waste]

Response: Recommendation 4.2 is not proposing to prohibit certain wastes from future landfill disposal. This recommendation only proposes, if warranted, additional monitoring requirements for landfills to test for PFAS in leachate.

Possible ways to evaluate the waste stream makeup for PFAS content would be to conduct a waste stream assessment (WSA). There are several levels of a WSA. A low-level WSA would involve using borrowed data from other studies or facilities. A higher-level WSA would gather data from a generator survey or gather waste composition data from a floor waste sort. In all cases, pre-planning is paramount—the WSA scope and goal must be clearly stated and the limitations of the data collected must be clearly understood.

Issue 118: Ecology should not proceed on rulemaking to require monitoring of PFAS in leachate at this time until validated test methods are made available and better scientific

information is available about other wastewater streams that also contribute to WWTPs in addition to landfill leachate, including recycling and composting wastewater sources. [King County Solid Waste]

Response: Ecology is not intending to immediately proceed with rulemaking to require monitoring. The recommendation states that Ecology will consider whether monitoring requirements are warranted based on study results. If Ecology determines that monitoring requirements should be implemented, Ecology would consider the availability of validated test methods to meet such requirements. The Draft CAP acknowledges in [Section 3.4.2, Wastewater](#), that many sources can contribute PFAS to WWTP influents.

4.3 Evaluate Washington biosolids management

Issue 119: Testing should be conducted on sludge and biosolids, as well as agricultural locations where biosolids have been applied. Ecology should develop a sludge (biosolids) standard for all PFAS, including products made from biosolids. Alternatives for disposal should be evaluated. [Form letter 1, Form letter 2, Smith (Maddie), Zimmerle, Toxic Free Future, Olympic Environmental Council, NWTC, The Lands Council, Zero Waste Washington (Heather Trim)]

Response: It is important to use the correct terminology when describing wastewater solids. As explained in [Appendix 8: Biosolids, Section 8.2 Federal and state regulations](#), in the state of Washington “Sewage sludge” is mandated to be disposed of in a landfill. “Biosolids” is sewage sludge that has undergone specific process requirements, and meets the EPA established analytical thresholds for land application. Only biosolids are land applied.

In order to get scientifically reliable, accurate and precise results, testing needs to be performed using validated methods. Please refer to [Appendix 8: Biosolids, Section 8.7.1 PFAS concentration data](#), regarding inconsistency in results. Also see [Appendix 8: Biosolids, Section 8.9.2 Recommendations](#), regarding the need for an accredited analysis method. As described in [Appendix 8: Biosolids, Section 8.4 PFAS analysis methods for biosolids](#), EPA is currently undertaking a multi-lab validation for PFAS analysis in biosolids and soil using a modified SW-846 method.

Such validation is critical to ensure that the developed methodology can be used by a variety of labs and obtain consistent results. Laboratories have different staff and analytical equipment. Such differences can lead to difficulties achieving consistent results across a spectrum of labs. When Washington embarks on research into concentration and mobility of PFAS on land application sites, we want a validated analysis method along with realistic site evaluations. If such evaluation involves modeling, it is important to use accurate estimates of environmental factors such as organic matter content.

Current research indicates that longer chain compounds are the ones likely to be found in biosolids. Long-chain PFAS are less likely to leach from soil due to reduced solubility. There is also significant dilution by soil when land applied, likely resulting in low soil concentrations. Low concentrations of PFAS in soil, combined with restricted pathways of exposure (due to current state biosolids regulations), suggest that risk to human health and the environment from current land application practices is low.

Issue 120: Data obtained on PFAS present in biosolids should be made publicly available. [National Tribal Water Council]

Response: There is no regulatory authority to test biosolids for PFAS. In order to get cooperation from operators to release data that is proprietary, we need to offer anonymity of results. It is also important that initial results are reviewed and validated prior to any public dissemination to ensure the data is indeed precise and accurate. Investigations of PFAS land application will include multiple replications and control samples.

Issue 121: While the details in Recommendation 4.3 regarding biosolids evaluation are supported, additional considerations are proposed. [Sammamish Plateau Water and Sewer District; City of Redmond, WASWD, King County Wastewater Treatment Department, Public Health - Seattle & King County, Whidbey Island Water Systems Association, City of Tacoma, Northwest Biosolids]

Comments proposed the additional considerations for biosolids evaluation:

- Require scientific modeling to assess potential PFAS transfer from biosolids to soil or groundwater.
- Use “realistic” exposure and model parameters, and consider science-based and peer-reviewed exposure pathways.
- Support efforts to improve analytical methods for extracting PFAS from biosolids matrices.
- With respect to investigation of land application sites and mimicking rates and practices permitted under current state rule:
 - Include non-biosolids amended control samples to quantify background PFAS soils concentrations.
 - Conduct field replications given difficulties with sample contamination.
- Investigate leachate and runoff from biosolids application.

Response: Replicate sampling and comparison to a control was intended. Our first steps in an investigation will include development of a set of protocols (Quality Assurance Progress Plan or QAPP), selection of representative sites—both biosolids and control sites, sample collection, analysis, and review of the data. Following this process, the data may be used as model inputs to ensure real world parameters.

Appendix 1: Chemistry

1.0 Overview

1.0.1 Findings

Issue 122: Several corrections are proposed to the “Findings” statements on page 77. [Alliance for Telomer Chemistry Stewardship, TRC]

Comments proposed the following revisions for this subsection:

- Use of PFAS is too broad and does not reflect the diversity of compounds and properties
- Provide references for the Organisation for Economic Co-operation and Development (OECD) and EPA citations
- Update the number of PFAS currently identified consistent with EPA’s September 2020 Master List of Compounds
- Identify that the electrochemical fluorination (ECF) process produces branched and linear compounds
- Specify that shifts to short-chain manufacture occurred by year-end 2015
- Consider a recommendation to give notice to countries that are still manufacturing long chains
- Update EPA’s Master List of Compounds identifying 9,252 PFAS compounds as of September 2020.

Response:

- The draft CAP relies on vocabulary from established scientific literature to describe this large group of chemicals. Using the term “PFAS” to describe the per- and polyfluoroalkyl substances as a group has been established both by well-known researchers in the field (e.g. Buck et al., 2011) as well as through organizations such as the ITRC (e.g. [documentation and fact sheets](#)²⁶³). The CAP balances goals to provide information in a publicly accessible manner while remaining technically correct. In [Appendix 1: Chemistry](#), and throughout the document the CAP emphasizes that only certain PFAS present specific physical chemistry or toxicological characteristics.
- The citations to statements regarding the number of PFAS identified by OECD and EPA are included in the draft CAP at Section 1.0.2, and the references for the citations are included in references section at the end of [Appendix 1: Chemistry](#).
- The statement regarding ECF process was revised to acknowledge linear chains being produced.

²⁶³ <https://pfas-1.itrcweb.org/>

- The statement regarding the transition to shorter-chain PFAS was revised to indicate this was conducted by the end of 2015.
- The reference to the number of PFAS compounds identified by EPA’s Master List of Compounds was updated.

With respect to the recommendation to provide notice to countries that are still manufacturing long-chain PFAS, it is not clear what the purpose of such notice would serve without federally legislated action to prevent import of products containing such substances.

1.1 Subclasses of per- and polyfluoroalkyl substances (PFAS)

1.1.1 PFAS Terminology

Issue 123: In the cited Buck definition, correct the moiety to be C_nF_{2n+1} . [TRC]

Response: The correction was made.

1.1.3 Non-polymer PFAS

Issue 124: Fluoropolymers are neither toxic nor bioaccumulative, are not mobile and do not degrade to PFOS or PFOA. Inclusion of fluoropolymers in the CAP does little to achieve the goal of protecting human health and the environment. [Performance Fluoropolymer Partnership]

Response: The Draft CAP identified that in general “polymeric PFAS are currently believed to pose less immediate human health and ecological risk relative to some non-polymer PFAS”. Discussion of these substances in the CAP remains pertinent because, as stated in the Draft CAP some polymeric PFAS incorporate one or more PFAS monomer(s) during their synthesis, and although these monomers may be present in small amounts in final products, their degradation could result in a release of PFAS to the environment.

Issue 125: Several corrections are proposed to the “Non-Polymer PFAS” statements in this section. [Alliance for Telomer Chemistry Stewardship, TRC]

Comments proposed the following revisions for this subsection:

- Regarding perfluoroalkyl substances, revise the moiety to state C_nF_{2n+1} with $n \geq 2$ (instead of $n > 2$)
- Correct the second sentence, paragraph 2, to state “Perfluoroalkane sulfonamide substances...”
- Figure 6 represents the 8:2 fluorotelomer sulfonic acid, and is inconsistent with the figure caption and preceding text
- Multiple revisions were proposed for Tables 4 and 5 with respect to footnote usage, acronyms, functional group corrections and omission of certain subclasses.
- At Table 4 and throughout the document change “Polymer Processing Aid” to “Polymer Polymerization Aid”
- At Table 4, recognize that: for perfluorooctanoyl fluorides (“–COF/POF”) this has not been a major raw material for either fluorosurfactants, or surface protection

products; and 6:2 fluorotelomer sulfonyl chloride (FTSCI) is indeed an intermediate but it is generally not regarded as an environmental transformation product

- At Table 5 recognize that all U.S. manufacturers have discontinued long chain usage

Response: Corrections were made as indicated in comments except for the following:

- In Table 5, footnotes a and b were not associated with the sub-class instead of the class to respect how the information was originally presented in Buck et al., 2011.
- In Table 5, and throughout the document we have retained the term “polymer processing aid” because that term was used in Buck et al., 2011.
- In Table 5 the line item “Sub-class: n:2 Fluorotelomer sulfonic acid chloride” was removed altogether.
- For Figure 6 in the Draft CAP (Figure 7 in this CAP), the caption and associated text were revised to discuss 8:2 fluorotelomer sulfonic acid.
- Regarding the uses for COF and POF, the use indicated in Table 4 was drawn directly from the Buck et al., 2011 reference used as a basis for this table.

1.1.4 Polymeric PFAS

Issue 126: Several corrections are proposed to the “Polymeric PFAS” statements in this section as well as Table 6. [TRC]

Comments proposed the following revisions for this subsection:

- Perfluoropolyethers should be described as: Carbon and oxygen polymer backbone with F atoms directly attached to backbone C atoms
- Side-chain fluorinated polymers are those ending in C_nF_{2n+1} .
- The uses for fluorinated acrylate and methacrylate polymers, fluorinated urethane polymers, and fluorinated oxetane polymers should be surface protection products and not surfactants.

Response: The typographical error in the side chain description nF_{2n+1} was corrected. The other recommended changes were not included because the text in the Draft CAP reflects the information presented in Buck et al. (2011).

1.2 Select physical and chemical properties of PFAS

1.2.3 Modifications for PFAS Chemical Function

Issue 127: Regarding the concept of “spacer”, it should be identified that these have been used since the early 1970’s, and are unrelated to short-chain introduction described by Renner. [Alliance for Telomer Chemistry Stewardship]

Response: We reviewed Renner and confirmed that the text in the CAP reflect the source, which states “Guo, DeSimone, and Paul Resnick, an ex-DuPont chemist, added extra hydrocarbon groups to prop up the chains, so that the C–F3 tips could get to the surface. The hydrocarbon groups also promote the formation of physical links between the chains, Guo says” and this is in response to concerns about bioaccumulation of long-chains.

Issue 128: Figure 8 should be clarified by identifying the hydrocarbon backbone, and noting that the fluorinated sidechain that the fluorinated part is black and the spacer is gray. [Alliance for Telomer Chemistry Stewardship]

Response: The figure (Figure 9 in this CAP) was revised.

1.3 Manufacturing

Issue 129: Correct typographical errors [TRC]

The following corrections were proposed:

- The title of Figure 10 should be corrected to state “A schematic of the ECF reaction that forms PFOS”.
- At Section 1.3.4, 3rd paragraph, the reference to Figure 14 should be corrected to Figure 12.

Response: Both of these corrections have been made.

1.3.2 Telomerization

Issue 130: Corrections are proposed to the “Telomerization” statements in this section. [Alliance for Telomer Chemistry Stewardship]

Comments proposed the following revisions for this subsection:

- It should be clarified at page 95 that, although currently dominant, the telomerization process is not new, having been invented in the 1960’s and fully commercialized in the early 1970’s.
- At page 96, indicate that although fluorotelomer acrylates (FTAC) are made from fluorotelomer acrylate (FTOH) monomers but that is not the only currently used commercial process for making FTACs.

Response: A sentence was added at [Section 1.3](#) identifying the time periods where ECF and telomerization were developed, 1940’s and 1970’s respectively. The sentence regarding dominance of the telomerization process was revised to indicate it is not the only dominant process.

Regarding the processes used to make FTACs, we have revised the text to include both ECF and telomerization.

1.3.5 Trends in per- and polyfluorinated substance design

Issue 131: Corrections are proposed to the statements in this section. [Alliance for Telomer Chemistry Stewardship]

Comments proposed the following revisions for this subsection:

- At page 98, the primary surfactant for polymer polymerization was the ammonium salt of PFOA, ammonium perfluorooctanoate (APFO), not PFOA itself
- At page 99, correct the generally untrue statement that larger quantities of short-chain PFAS are used to attain similar performance of long-chain PFAS

Response: We have revised the text to indicate that APFO is the primary surfactant for polymer polymerization.

We have removed the statement that larger quantities of short-chain PFAS are used to attain similar performance of long-chain PFAS, as this may only apply to certain products (waxes and polishes) as reported by Poulsen et al. (2005).

1.4 Characteristic uses of PFAS

Issue 132: Corrections are proposed for entries in Table 7. [Alliance for Telomer Chemistry Stewardship]

Comments proposed the following revisions for this subsection:

- In the first row <C6 should be ≤C6
- The current use product Ammonium salt of PFOA is not correct; current use products are generally perfluoroalkyl ether carboxylates (PFECAs)

Response: The changes were made to Table 7.

1.4.2 Paper and paper packaging treatment

Issue 133: Correct the second item in the bulleted list on page 103: Acrylates and methacrylates are on the FCN list while the polyfluoroalkyl phosphate esters (PAP) are no longer permitted. [Alliance for Telomer Chemistry Stewardship]

Response: The sentence has been clarified.

1.4.3 Specialty Chemicals

Issue 134: Revise to indicate polymer polymerization aids are currently characterized by using PFECA's. [Alliance for Telomer Chemistry Stewardship]

Response: PFCA's were included in the revisions to Table 7 (see Issue 132).

1.4.4 Fire fighting chemicals

Issue 135: At page 104, correct the impression that current 6:2 fluorotelomer sulfonamides are new – they have been in use since the 1970's; since 2006 formulations have moved to very high purity 6:2 fluorotelomer sulfonamides, the "modern" AFFF. [Alliance for Telomer Chemistry Stewardship]

Response: The text was revised to reflect that the formulations have been in use since the 1970's with higher purity products being in use today.

1.4.5 Polymer Processing Aids

Issue 136: Revise the title of this section to "Polymer Polymerization Aids". [Alliance for Telomer Chemistry Stewardship]

Response: Please refer to Issue 125.

1.5 Data gaps and recommendations

Issue 137: The data gaps and recommendations for this section are minimal. Emphasis should be placed on why the data gaps exist. [Public Health - Seattle & King County]

Response: Data gaps were identified throughout the Draft CAP appendices, and important data gaps were re-emphasized in the Data Gaps section of each appendix. With respect to the “Chemistry” of PFAS, we have identified that the primary data gap is lack of information regarding the applications, properties and fate of these substances.

1.5.1 Data Gaps

Issue 138: The data gap section overstates that thousands of PFAS are in commerce and in use, and should be revised. [Alliance for Telomer Chemistry Stewardship]

Response: The statement was revised to indicate that there are “hundreds” of compounds in use, consistent with the information presented in [Appendix 3: Sources and Uses, Section 3.1.2 Secondary manufacturing](#). Information about the limited number of PFAS used commercially in the U.S. today was also added to [Section 1.3.3 Other Processes](#). We have also cited the recently issued paper by Buck et al. (2021).

Appendix 1 – List of Acronyms

Issue 139: Corrections are proposed to acronym definitions. [TRC]

Comments proposed the following revisions for this subsection:

- At Table 8 correct the “ITRC” definition to “Interstate Technology & Regulatory Council”
- At Table 9 revise the definition for “PFSA” to Perfluoro-sulfonic acid.

Response: The corrections were made.

Appendix 2: Analytical Methods

2.0 Overview

2.0.1 Findings

Issue 140: The CAP should clarify if modified versions of EPA-validated methods can be used for regulatory purposes in Washington for non-drinking water matrices; this information should be included in Section 2.4.1 as well. [Public Health - Seattle & King County]

Response: With lack of standardization among laboratories performing modified EPA validated methods, we recommend as part of the PFAS CAP implementation that the laboratory selection process for non-drinking water matrices analyses, that the laboratory analytical procedure should be evaluated based on the following:

- DOD Quality Systems Manual (QSM) to ensure all parameters meet acceptance criteria for all analytical quality control (QC) elements.
- The QC elements should be evaluated to ensure that they are set at levels that meet the project’s measurement quality objectives (MQOs).

- The laboratories are required to provide an initial demonstration of capability (IDC) consistent with the DOD QSM for Ecology bid evaluation.
- The QC criteria should not be less stringent than the criteria found in the DOD QSM, Version 5.1, Appendix B, Table B-15 (DOD, 2017) or later version.
- Assessment of laboratories performing validated modified methods by Ecology will be based on that laboratory standard operating procedure (SOP) for such modification, which are subjective and varies with laboratories. As such, there is no standard guidance document in evaluating a laboratory's ability to perform the modified methods. EPA does not accept the modification of validated methods except as defined in the methods.

Ecology will only accept modified versions of EPA-validated methods for regulatory purposes in Washington for non-drinking water matrices if all the above conditions are met until EPA publishes validated methods for non-drinking water matrices.

2.1 Published standard methods for PFAS analysis

Issue 141: Update the CAP to reflect anticipated issuance of Method 8328 and OTM Method in 2021. [City of Vancouver, TRC]

Response: The CAP was updated to reflect the release of the Draft Method 8328 and OTM Method 45 in 2021.

Issue 142: The CAP should recognize that recent analytical advances, utilized in association with UCRM5, will provide a consistent institutional framework to obtain PFAS levels with better accuracy. [City of Vancouver]

Response: Method 8329 was abandoned by EPA. Draft Method 8328 was to have been issued by EPA in 2020, now expected in 2021. EPA published Methods 537.1 and 533 will be utilized in UCRM5 consistent with the methods requirements and modification.

Issue 143: Opportunities should be made to generate data on PFAS other than the five proposed drinking water SALs when drinking water will be tested. A system to track and access this data should be set up for state and local agencies. [Public Health - Seattle & King County]

Response: EPA published Methods 537.1 and 533 can analyze 29 PFAS between them in drinking water. Method 537.1 revision 1 included flexibility to improve the method performance and enhance data integrity. Please refer to the response to Issue 41 regarding data being made publicly available.

Issue 144: Ecology should regularly update its analytical method guidance and recommend methods that will most accurately measure PFAS in different media. [Public Health - Seattle & King County]

Response: Ecology will attempt to update analytical methods as needed. Analytical methods for measuring PFAS in different media are limited with only a few EPA approved validated methods.

Issue 145: Ecology should develop testing and sampling standards for PFAS in WACs 173-201A, -308, -340, -350, -351 and -401. This will help to address major PFAS exposure pathways from air, biosolids, solid waste, soil, surface water, and groundwater. [Public Health - Seattle & King County]

Response: As indicated in response to Issue 144, EPA has few published validated analytical methods for measuring PFAS in different media. Ecology defaults to EPA sampling and testing standards for PFAS where applicable, based on specific project data quality objectives. Ecology also recommends the use of non-EPA standard analytical methods for PFAS analysis developed by other federal agencies for specific project applications. EPA maintains current listings of standard, research, and other federal analytical methods (EPA, 2020b; 2021b).

Ecology requires the use of standard validated methods to meet regulatory requirements. The federal clean water act (CWA) requires use of 40 CFR 136 methods for effluent monitoring. As described in the response to Issue 140, non-validated methods can be approved for use by Ecology under specific conditions.

2.1.1 Drinking water methods

Issue 146: Corrections are proposed to the statements in this section. [TRC]

Comments proposed the following revisions for this subsection:

- In the second paragraph of subsection Method 537.1, remove the duplicate listing of hexafluoropropylene oxide dimer acid in the parenthetical
- Add “acid” to the definitions of perfluorobutane sulfonic acid (PFBS), perfluorohexane sulfonic acid (PFHxS), and perfluoro(2-ethoxyethane) sulfonic acid (PFEESA)

Response: The duplicate hexafluoropropylene oxide dimer acid was deleted; it was meant to be 4, 8-Dioxa-3H-Perfluorononoic acid (ADONA), which was added. “Acid” was added to the definitions in Table 10.

2.1.2 Non-drinking water sample methods

Issue 147: It is important to note that SW-846 Methods 8327 and 8328 refer only to the instrumental aspects of the methods. SW-846 also typically includes sample preparation as separate methods (3000 for organics). For Method 8327, the only published sample preparation is Method 3512, which is filtration/dilution/acidification for aqueous samples. Because there is no concentration, detection limits are usually quite high. A more comprehensive description of sampling and analysis would be appropriate in this section of the CAP. [NCASI]

Response: Ecology agrees. Please see the response to Issue 145 regarding sampling and analytical testing for PFAS.

Issue 148: Corrections are proposed to the statements in this section. [TRC]

Comments proposed the following revisions for this subsection:

- At paragraph 3, the most recent version of the DOD QSM, Version 5.3 (2019) should be cited for PFAS quality standards.
- A recommendation should be included to not utilize EPA SW-846 Method 8327 as this is not an isotope dilution method and has shown to be less reliable for several PFAS analytes. Isotope dilution is the gold standard and should be used for any non-drinking water matrix where matrix interferences are more likely. In addition, the detection limits are higher using 8327 than those obtainable using isotope dilution techniques.
- Move perfluorotetradecanoic acid (PFTeDA) from Table 13 to Table 12 and remove Table 13; it should be with the other PFCAs.
- For consistency with the discussion on Method 8327, please include “SW-846” in the method title for EPA Method 8328; update the issuance date to 2021.
- Regarding ASTM D7968: Solids (soil), cite the most recent version of the DOD QSM, Version 5.3 (2019) for PFAS quality standards.

Response: The revisions were incorporated as follows:

- The most recent version of the DOD QSM, Version 5.3 (2019) was included for PFAS quality standards. Until EPA publishes validated methods for use Ecology will default to any later version of published DOD QSM.
- EPA SW-846 Method 8327 is a published validated method using external calibration. Although it is not an isotope dilution method, it went through a multi-laboratory validation process. The method includes a two-phase study for 24 PFAS analytes and 19 isotopically labeled PFAS surrogates. Ecology agrees that there are quality and confidence issues in PFAS results when using Method 8327. However, special care is needed in using this method for specific data quality objectives. Ecology will not include a recommendation not to use Method 8327 except if the method is withdrawn by EPA.
- Table 13 was an error in formatting and was deleted. PFTeDA was moved to table 12.
- Comment noted. EPA SW Method 8328 was used in the method title and draft method issue date was changed to 2021.
- The most recent version of the DOD QSM, Version 5.3 (2019) version was cited.

2.2.1 Non-standard analytical techniques for measuring PFAS

Issue 149: Page 127 of the Draft CAP indicates "The TOP assay has not been demonstrated on large molecular weight polymer compounds or newer ether-linked PFAS like GenX. It is unknown if the oxidative process would liberate PFAAs from these types of compounds." Hexafluoropropylene oxide dimer acid (GenX) is itself a product and does not appreciably degrade in the environment. A TOP assay (which uses persulfate but not ultraviolet [UV]/persulfate) is unlikely to convert GenX. As further indicated in the CAP (page 128, Section 2.3 Challenges of analytical method selection), citing the limitation that GenX and

ADONA (another replacement compound for PFOA) cannot be analyzed using TOP is not appropriate. These two compounds are not precursors, but rather PFAS products, and are already target analytes for environmental analysis. [NCASI]

Response: Regarding the comment on the statement at page 127 of the Draft CAP, the statement is correct as of the time of publication. The published paper by Zhang et al. (2019) on the fate of per- and polyfluoroalkyl ether acids (PFEAs), including fluorinated replacements such as GenX and Adona, and manufacturing byproducts, found that PFEAs containing the -O-CFH- moiety were readily oxidized in the TOP assay.

GenX, in their study, was among the ten perfluoroalkyl ether acids and one chlorinated polyfluoroalkyl ether acid (F-53B) that were stable of the 15 PFEAs in the TOP assay. Prior to the Zhang et al. (2019) paper, PFEAs were not in the TOP assay analyte list—their paper recommended that adding PFEAs will capture a higher percentage of the total PFAS concentration in environmental samples. The polyfluoroalkyl ether acids with a -O-CFH- moiety were mostly oxidized to products that could not be identified by targeted liquid chromatography and high-resolution mass spectrometry.

Although, GenX may not appreciably degrade in the environment, other PFEAs may degrade as described in Zhang et al. (2019). [Appendix 2: Analytical methods](#), will be updated to reflect Zhang et al. (2019) and 30 other publications that referenced their paper.

As for the statement at page 128 of the Draft CAP, GenX and ADONA are target analytes for environmental analyses with EPA Methods 537.1 and 533 respectively. However, they were not on the analyte list for TOP assay before Zhang et al. (2019) was published. Zhang et al. (2019) and other publications that reference it have demonstrated that polyfluoroalkyl ether acids with a -O-CFH- moiety such ADONA are amenable to TOP assay. Application of TOP assay to PFEAs showed the presence of precursors that form perfluoroalkyl carboxylic acids.

2.4 Data gaps and recommendations

2.4.1 Data gaps

Issue 150: This section should identify a data gap in the consistency with how labs are dealing with particulates in aqueous samples (e.g., wastewater, surface water, groundwater). For example, some labs are centrifuging/decanting the water and separating out the particulates, some labs are doing separate extractions of the aqueous and particulate phases and combining the extracts for a true total number. Both methods can yield very different results due to the nature of PFAS (e.g., long-chain PFAS adhere to solids more). [TRC]

Response: Ecology agrees with your comment. However, extraction procedures dealing with different matrix samples such as aqueous samples are project specific based on the data quality objective of the project. Lab procedures for PFAS sample preparation are better discussed by the lab performing the PFAS analysis.

2.4.2 Recommendations

Issue 151: The lack of knowledge regarding the complete list of PFAS relevant to environmental and human exposure should continue to be emphasized. A recommendation should be added for state agencies to require for companies to disclose PFAS chemicals used in products and applications and what methods they recommend for detection of the compounds. [Public Health – Seattle & King County]

Response: The Draft CAP identified data gaps within each appendix, and re-emphasized important gaps in the Data Gaps section at the conclusion of each appendix. Except for available validated standard methods for PFAS analysis, manufacturers may have their own proprietary methods that are not approved or multi-lab validated. Such methods could not be used for regulatory purposes without meeting the requirements specified in the CAP. Ecology does not have the authority to require manufacturers to disclose their proprietary analysis methods. Issue 84 addresses comments requesting that PFAS in products be disclosed.

Issue 152: The CAP should include more information on laboratory accreditation for PFAS analytical methods, as well as how laboratories can seek Ecology accreditation for PFAS analytical methods. [Public Health - Seattle & King County]

Response: Information regarding procedures on applying for laboratory accreditation is available on Ecology's [Environmental laboratory accreditation webpage](#).²⁶⁴ Ecology has accredited laboratories for certain PFAS analytes – these can be found using the [Lab Search database](#).²⁶⁵

Issue 153: Ecology should develop guidance for reducing PFAS contamination during sampling and analysis. Funding will be needed to support evaluation and developing this guidance. [Public Health - Seattle & King County]

Response: There is already guidance available, and if sampling is for regulatory purposes Ecology should be consulted to provide feedback or approve proposed methods. See response to Issues 140 and 145. Guidance for reducing PFAS contamination during sampling and analysis are included in the QAPP and the SOP relative to the specific project. See more in the [EPA's resources for PFAS sampling and analysis](#).²⁶⁶

²⁶⁴ <https://ecology.wa.gov/Regulations-Permits/Permits-certifications/Laboratory-Accreditation>

²⁶⁵ <https://apps.ecology.wa.gov/laboratorysearch/Default.aspx>

²⁶⁶ <https://www.epa.gov/water-research/pfas-analytical-methods-development-and-sampling-research#:~:text=EPA%20method%20that%20measures%20PFAS,for%2050%20specific%20PFAS%20compounds>

Appendix 2 – List of Acronyms

Issue 154: Corrections are proposed to acronym definitions. [TRC]

Comments proposed the following revisions for this subsection:

- At Table 16: Correct the definitions of ITRC, particle-induced gamma ray emission (PIGE), and TOP.
- At Table 17: Correct the definitions for fluorotelomer sulfonate (FTS), PFEESA, perfluoroheptane sulfonic acid (PFHpS) and PFHxS.

Response: The corrections were made. (Tables 16 and 17 of the Draft CAP are now Tables 15 and 16 in this CAP.)

Appendix 3: Sources and Uses

3.0 Overview

3.0.1 Findings

Issue 155: Findings in the fourth paragraph related to waste management should be clarified as to whether they address only industrial pathways, and it should be made clear that groundwater, surface water and municipal wastewater are not “sources” of PFAS, but receptors. Cookware should be removed from the fifth paragraph, as elsewhere it is stated that PFAS fluoropolymers used in this application are stable. [City of Vancouver]

Response: The text in the fourth paragraph has been clarified to address the origin of the waste streams, and that they can represent pathways of release of PFAS to the environment as a result of PFAS being present in the waste.

Regarding the statement about nonstick cookware in the fifth paragraph, we added a clarifying sentence at [Appendix 3: Sources and Uses, Section 3.3.2 PFAS in a typical home](#). We don't expect the estimated amount of PFAS in the home from individual products and people's exposure from those products to be the same—we interact with products in unique ways, and PFAS in different applications can be more or less stable.

While some PFAS (such as PTFE), may be heat stable, they can still chip off or be incinerated when the cookware is being used, leading to potential exposure. So although they are more stable in this application, exposure is still possible, and cookware should not be ignored as a source.

3.2 Aqueous film forming foam

Issue 156: Contamination of groundwater by PFAS at the Ridge Run site in Pennsylvania resulted from the use of Class B firefighting foams to control a tire fire. Have any similar occurrences been identified in Washington state. [Mefford]

Response: Incidences of drinking water contamination resulting from the use of AFFF to extinguish tire fires were added to [Appendix 3: Sources and Uses, Section 3.2, Aqueous film forming foam](#). At this time, no areas of drinking water contamination have been identified as resulting from similar events in Washington state. Tire fires occurred at the Everett landfill site in Everett, WA, in 1983 and 1984 (Ecology, 2021b). It is not known whether AFFF was used during fire response at this site.

The City of Everett's drinking water system, supplied from surface water, participated in UCMR3 and reported "non detect" for all six PFAS tested (EPA, 2017). No public water systems appear to be down gradient from the Everett landfill (Ecology, 2021b; Health, 2021b). The site has undergone cleanup and now meets the cleanup standards under the Model Toxics Control Act for petroleum hydrocarbons (TPH), polycyclic aromatic hydrocarbons (PAH), bis(2-ethylhexyl) phthalate, and metals. AFFF is no longer recommended for extinguishing tire fires but can be recommended to prevent run-off oil from igniting (U.S. Fire Administration, 1998).

3.2.3 Defense installations

Issue 157: Text in this section should be corrected to reflect that Federal law requires that the Secretary of Defense prohibit the use of fluorinated aqueous film forming foam for training exercises at military installations by October 2024; a citation should also be revised to "Naval Air Station Whidbey Island." [U.S. Department of the Navy (DON)]

Response: The proposed revisions were incorporated.

3.2.4 Petroleum storage and transport

Issue 158: The map legend of Figure 23 covers about ¼ of the state and likely blocks locations of depicted locations of oil facilities. [City of Vancouver]

Response: The figure (Figure 24 in this CAP) was reformatted so that no portion of the state is obscured by the legend.

3.2.5 Transportation (called “Tunnels” in the Draft CAP)

Issue 159: Please describe how fixed foam firefighting systems used in tunnels in the Seattle area are managed by Washington State Department of Transportation (WSDOT); what happens during training and is the foam replenished when it expires. [Public Health - Seattle & King County]

Response: As indicated in [Appendix 3: Sources and Uses, Section 3.2.5, Transportation](#) (called “Tunnels” in the Draft CAP), AFFF is the active ingredient used in fire suppression systems in three WSDOT-operated tunnels:

- Interstate (I)-90– Mercer Island
- I-90 - Mt. Baker
- I-5 Washington State Convention Center

WSDOT regularly samples and tests the foam in these systems to ensure it meets fire suppression performance standards (Fanning, 2021). The foam is not replaced on a regular schedule. The foam was last replaced under a construction project (2016 – 2018 timeframe) as part of the retrofit of the I-90 tunnels to accommodate light rail.

WSDOT does not use the foam for either training or overall system operation testing at these locations. WSDOT continues to seek AFFF alternatives to replace the foam in these existing systems, provided the alternatives must meet DOT regulatory requirements. WSDOT is considering fire suppression systems that don’t use AFFF for new projects, for example State Route 520.

Issue 160: The CAP should describe marine transportation related uses (e.g. ferries) of AFFF. [Public Health - Seattle & King County, Whidbey Island Water System Association]

Response: AFFF used for emergency fire protection on ferries has been added to [Appendix 3: Sources and Uses, Section 3.2.5](#), now called “Transportation.” According to WSDOT staff, training regarding use of the systems is not performed aboard ferries, but in WSDOT’s fire training center in North Bend, Washington—training is performed using a soap and water mix (Cory, 2021a, b). Testing of the systems aboard the ferries does not involve any release of Class B firefighting foam. If foam is released as a result of an emergency response activity, the vessel Captain provides the vessel position where the release occurred and the approximate volume discharged.

3.2.6 Summary of AFFF quantities

Issue 161: At Table 25, the entry for “Other Petroleum Facilities” should be updated to 387,999 for consistency with Table 22. [TRC]

Response: The entry in the table (Table 24 in this CAP) was corrected.

3.3 Consumer Products

Issue 162: Without resources available to tribal governments, tribes can be overloaded with the extensive need to identify PFAS-contamination that exists in tribal offices, drinking water systems, schools, homes, and landfills. [National Tribal Water Council]

Response: Ecology and Health recognize that EPA is the lead on drinking water protection and hazardous material releases on Indian Lands. Nevertheless, actions taken by the state to reduce PFAS emissions into the environment and reduce people's exposures will benefit all residents within the state. As part of the Draft PFAS CAP comment process, Ecology communicated with regional and national Tribal organizations to explain the goals and recommendations of this CAP. Ecology will continue to inform these organizations regarding CAP implementation activities. Ecology and Health also work closely with EPA when contamination issues have the potential to involve state and federal jurisdictions.

Issue 163: All efforts should be made to understand PFAS use in products and subsequent exposure of humans and the environment. [Public Health - Seattle & King County]

Response: CAP recommendations will collect information that furthers our knowledge regarding human and environmental exposure to PFAS. Activities already being conducted under the Safer Products for Washington and PFAS in Food Packaging Alternatives Assessment programs are also providing new information as products containing PFAS are considered for additional regulation (see Executive Summary, What else are we doing about PFAS?).

3.3.1 PFAS in children's products

Issue 164: The data in Table 27 is informative and reflects the likely shift to short-chain PFAS. This section should discuss what is known regarding PFAS in children's products and whether additional PFAS should be considered for inclusion under CSPA. [Public Health - Seattle & King County]

Response: Ecology has not assessed the reasons for yearly variations in reports of PFOS and PFOA submitted under CSPA requirements, and therefore cannot confirm whether it is due to voluntary production phase-outs of PFOS and PFOA in the U.S. or other reasons. As described throughout [Appendix 3: Sources and Uses, Section 3.3. Consumer Products](#), exposure to PFAS is ubiquitous, and children can be exposed to PFAS not only through children's products, but also through exposure to products used widely in homes and through dietary intakes as described in [Appendix 7: Health, Section 7.2.1, Trends and demographics of PFAA exposure](#). Refer to the response to Issue 15 regarding the expansion of CSPA regulations to other PFAS.

3.3.2 PFAS in a typical home

Issue 165: Update the information in this section with new information from the paper by Glüge et al. (2020). Update Tables 41 and 42 with any missing products. [Public Health - Seattle & King County]

Response: We have added a reference to the Glüge et al. (2020) paper in [Appendix 3: Sources and Uses, Section 3.1.2 Manufacturing](#), and [3.3.2 PFAS in a typical home](#). These tables are not intended to be all encompassing, but to provide a summary of types of products containing PFAS that might be present in a home. We populated the tables with information where concentrations of specific PFAS in products were available. Although Glüge et al. (2020) may identify additional items that may be present in the home, it does not provide concentrations of PFAS in those products.

Issue 166: Customers have established high performance, quantifiable specifications to maximize the useful life, and reduced maintenance costs when it comes to fabrics such as military fabrics, upholstery, certain apparel items, awnings and other longer-life textiles which have been treated for oil and water repellency using fluorinated products. Data was collected indicating that reduced product life for these types of fabrics, i.e. if products were not treated with fluorinated repellents, results in quantifiable negative environmental impacts resulting from early product replacement. Although recycling of treated upholstery is still in its infancy, it has demonstrated that the presence of fluorinated repellents does not prevent the thermo-mechanical recycling of polyester. Consumers have the freedom of choice to make informed decisions on which fabrics are best-suited for their end-use. [National Council of Textile Organizations]

Response: By adopting Chapter [70A.350](#)²⁶⁷ RCW, the Legislature identified the class of PFAS as a “priority chemical” and directed Ecology and Health to identify priority products where action could be taken to reduce exposure to PFAS. As discussed in Recommendation 3.1, Ecology identified carpets, water and stain resistance treatments, and leather and textile furnishings as significant sources of PFAS and selected these as priority products. Under the law, Ecology may restrict or prohibit a priority chemical or members of a class of priority chemicals in a priority consumer product when it determines (RCW [70A.350.040](#)²⁶⁸ (3)) “(a) Safer alternatives are feasible and available; and (b)(i) The restriction will reduce a significant source of or use of a priority chemical; or (ii) The restriction is necessary to protect the health of sensitive populations or sensitive species.”

The law does not include consideration of environmental impact or recyclability as part of the criteria as to whether regulatory actions should be proposed.

Issue 167: In an October 2020 report to the European Union (Whiting et al., 2020) , home textiles and consumer products have been reported as dominant sectors for the use of PFAS in textiles, upholstery, leather apparel and carpet. The dominant life cycle stage for PFAS

²⁶⁷ <https://app.leg.wa.gov/RCW/default.aspx?cite=70A.350&full=true>

²⁶⁸ <https://app.leg.wa.gov/RCW/default.aspx?cite=70A.350.040>

emissions into the environment is from PFAS released to sewer water from washing of these textiles. [Clean Production Action]

Response: This reference was added to text in [Appendix 4: Fate and Transport, Section 4.3.2 Water](#), relative to the discussion of PFAS entering wastewater from the use of products.

Issue 168: Recent research (Ma et al., 2020) has shown that pets are also exposed to PFAS, likely from the same sources as people. [Toxic Free Future]

Response: This reference was added to [Appendix 3: Sources and Uses, Section 3.3.2 PFAS in a typical home](#).

Issue 169: Tables 28 and 29 should be updated with more recent data to reflect current products in commerce versus all historical legacy products. [Alliance for Telomer Chemistry Stewardship]

Response: These tables (27 and 28 in this CAP) were intended to provide a summary of types of products containing PFAS that might be present in a home. We populated the tables with information where concentrations of specific PFAS in products were available. The comment did not provide information on newer references with similar information that could be used to update the table.

We do recognize that as market forces change, certain products may now be produced with substitute PFAS, or may be fluoro-free. That said, certain products in the home are not replaced on a regular basis, and legacy products with the PFAS shown may still be present in homes, even though newer fluoro-free products are being sold today.

3.3.3 Consumer Product Priorities

Issue 170: Table 30 should recognize that carpet cleaning wastewater may be discharged to a sewage treatment plant. [City of Vancouver]

Response: We updated this table (Table 29 in this CAP) to recognize that carpet cleaning waste water may be discharged to a sewage treatment plant.

Issue 171: Section 3.3.3 and Table 30 mischaracterize landfill disposal of waste with PFAS as a “contribution to environmental disposal.” Solid waste landfills receive societal waste and typically do not manage concentrations of PFAS similar to those that are found at heavy-user sources. While some landfill types could result in releases to the environment, there is no data available on releases to the environment of PFAS from waste management facilities in Washington state. When properly disposed of in modern, lined, environmentally-engineered landfills with leachate collection systems, especially where the leachate is managed onsite, PFAS will remain isolated from potential environmental and human receptors that could present any meaningful environmental risk. Ecology should revise this and other CAP sections this section based on further information on the role of the landfill sector in controlling releases of PFAS waste into the environment. [Waste Management of Washington]

Response: The entries in the table were revised to indicate that this could be an environmental exposure pathway if leachate is not properly controlled or collected. [Appendix 3: Sources and Uses, Section 3.4.3 Landfilled products](#), recognizes that landfills receive wastes representative

of items manufactured or in commerce in the state. The purpose of Recommendation 4.2 is to collect data regarding potential landfill emissions in Washington. See our response to Issue 93 regarding revisions throughout the CAP to reflect that landfills are not a “source” of PFAS. Please refer to the response to Issue 179 regarding exposure of people to PFAS present in landfilled materials or discharged via leachate. Refer to the response to Issue 182 regarding modern landfill requirements to collect and manage leachate.

3.3.4 Service and retail settings

Issue 172: The CAP should include ski manufacturing, ski waxing, and recycling of products that may contain PFAS in the list of activities. [Public Health - Seattle & King County]

Response: [Appendix 3: Sources and Uses, Section 3.3.4 Service and retail settings](#), was updated to include workers in the ski industry and workers in the waste collection and recycling industry. It should be noted that data available in certain outdoor recreation industry categories is not narrowed down to only the ski industry—therefore certain occupational numbers added to [Appendix 3: Sources and Uses, Section 3.3.4](#) under potential ski industry exposures overestimate exposed workers because they include all sports. Similarly, data for employment in a “ski facility” includes all types of occupations, some of which are not involved in applying ski waxes.

3.4 Waste management

3.4.2 Wastewater

Issue 173: Discussion about wastewater throughout the CAP should be more clear as to whether “industrial” or “municipal” wastewater is being addressed. [City of Vancouver]

Comments were made regarding:

- Clarity throughout the document as to whether wastewater meant “industrial” or “municipal”, and whether the title of Section 3.4.2 should be adjusted.
- Distinction between direct and indirect industrial discharges (to POTWs).
- Inaccuracy regarding qualifiers about “large volumes of water” being treated in publicly owned WWTPs.
- Solids such as influent screening and grit which are recuperated during treatment and are treated as solid waste.
- Sludge being processed into biosolids rather than “transformed.”
- Identifying the periodic removal of solids from on-site wastewater systems and delivery of these solids to WWTPs or commercial processing facilities.

Response: The following changes were made to [Section 3.4.2](#) of the CAP to address the comments:

- The title of Section 3.4.2 was shortened to “Wastewater” and we have reviewed our use of “WWTP” throughout the document and clarified the distinction between industrial and publicly owned facilities when necessary.

- The text was clarified to indicate that industrial wastewater can be discharged to receiving (surface) water or to publicly owned WWTPs (with pretreatment).
- The qualifier regarding “large volumes of waste” has been removed.
- Influent screening and grit removal was acknowledged.
- “Processing” of biosolids was incorporated.
- Discussion of periodic removal of solids from on-site wastewater systems was included.

Issue 174: Include a discussion regarding EPA’s recent interim strategy on wastewater permits. [TRC]

Response: EPA’s interim strategy for wastewater permits was not added to [Appendix 3: Sources and Uses, Section 3.4.2](#) because it does not apply to WWTPs in Washington. We did, however, discuss the strategy at [Appendix 9: Regulations, Section 9.2.1 Environmental Protection Agency](#).

3.4.3 Landfilled products

Issue 175: The CAP mischaracterizes landfills as sources of PFAS. Landfill operations neither manufacture nor use PFAS; they receive wastes containing numerous and undefined PFAS compounds and PFAS quantities from the sources they provide services to. PFAS cannot be eliminated from landfills or significantly reduced in landfill leachate if they continue to circulate in the economy in myriad products, by products and goods. Work should continue to discontinue and phase-out PFAS production and use at manufacturing facilities and find safer alternatives for heavy-use areas such as firefighting training sites. [Cowlitz County Public Works, NWRA, Washington Refuse and Recycling Association, Waste Connections, King County Solid Waste, Waste Management of Washington]

Response: Please refer to the response to Issue 93. Updates throughout the CAP reflect that landfills are not a “source” of PFAS, rather a waste stream pathway by which PFAS can enter the environment. Issue 93 also describes that Recommendations 2.3, 3.1, 3.2 and 3.3 aim to limit certain PFAS emissions at their source.

Issue 176: PFOS and PFOA concentrations in leachate may be declining as a result of phase out-outs of these compounds in the market place. This is supported by unpublished data which was gathered and submitted to the State of Minnesota. With the phase out of PFOS and PFOA, average levels of these compounds in human blood levels have declined from 1999 to 2014. The state should continue seeking means of assisting PFAS manufacturers and users to transition away from their use and avoid importation of PFAS containing consumer products into Washington. [Cowlitz County Public Works, NWRA, Waste Connections]

Response: Ecology does not have access to unpublished data that was submitted to the State of Minnesota suggesting that PFOA and PFOS concentrations in leachate appear to be declining as a result of phase-outs of these compounds in the marketplace.

Recommendation 2.3 aims specifically to provide assistance to manufacturers and industries who may be using PFAS—including reaching out to these industries to discuss their use of PFAS, identifying opportunities to switch to safer alternatives, implementing best practices, and ensuring proper waste management.

[Appendix 7: Health, Section 7.2.1 Trends and demographics of PFAA exposure](#), discusses trends of median serum levels for certain PFAS and how these have dropped subsequent to voluntary phase-outs by U.S. industries.

Issue 177: When landfill leachate is sent to WWTP for treatment, it can represent a relatively small fraction of total PFAS contributions to the WWTP influent. Studies in Michigan and North Carolina concluded that non-leachate sources are the most significant mass contributors to PFOA and PFAS at POTWs, with landfill leachate representing a minor contribution. [Cowlitz County Public Works, NWRA]

Response: The studies completed by the Michigan Waste and Recycling Association and the National Waste and Recycling Association – Carolina Chapters, were included in [Appendix 3: Sources and Uses, Section 3.4.3 Landfilled products](#).

Issue 178: The operation of landfills and POTWs is interdependent. Landfills rely on POTWs to accept landfill leachate for treatment, and POTWs rely on landfills to accept certain biosolids. If either of these interdependent waste stream transfers is precluded based on PFAS being present, these waste streams would be stranded, resulting in either increased operation costs or inability to continue operating. [Cowlitz County Public Works, NWRA, Waste Connections, Waste Management of Washington]

Response: [Appendix 3: Sources and Uses, Section 3.4.3 Landfilled products](#), identifies that “Under current State requirements, landfill leachates that are collected are sent either to WWTPs or evaporation ponds,” underlining the interdependency of WWTPs and landfills. Recommendation 4.2, Evaluate landfill PFAS emissions, does not preclude landfill leachate from being sent to WWTPs on the basis of PFAS being present in the leachate. Recommendation 4.1, Evaluate PFAS in wastewater treatment, does not preclude WWTPs from receiving landfill leachate. Both of these recommendations propose collecting additional information regarding PFAS in these waste streams and, if warranted, considering additional monitoring for PFAS.

Issue 179: The CAP overstates the significance of landfills for overall PFAS exposures. It is important to place landfills in proper context when examining potential PFAS exposure routes for the general public. While it is true that landfills receive materials that contain PFAS, this does not equate to any significant public exposure. Stringent regulation of landfill leachate is unlikely to translate into materials reductions in public exposure, given the low mass involved as compared to continued household exposures. [Cowlitz County Public Works, Washington Refuse and Recycling Association, Waste Connections]

Response: The Draft CAP does not indicate that the public is directly exposed to PFAS in landfills or present in landfill leachate. [Appendix 7: Health, Section 7.3 Sources and pathways for human exposure](#), identifies primary pathways for human exposure, none of which include direct contact with materials in landfills or landfill leachate. The CAP identifies landfill leachate as a potential pathway of release of PFAS into the environment, which could in turn contaminate drinking water or expose fish or wildlife to the substances. Recommendation 4.2 is not proposing stringent regulation of PFAS in landfill leachate—it proposes a study to gather more information regarding the presence of PFAS in landfill leachate in Washington, and if warranted, monitoring of PFAS in leachate.

Issue 180: State policy making should understand that PFAS cannot be completely eliminated from landfills. Landfills cannot avoid receipt of PFAS containing wastes as long as PFAS is present in commercial and other products. The CAP should include a comprehensive examination of the life cycle of PFAS containing wastes and PFAS waste management. Data collection regarding PFAS in landfills and leachate is just beginning; regulatory requirements should not be enacted prematurely. [Cowlitz County Public Works, NWRA, Washington Refuse and Recycling Association, Waste Connections, King County Solid Waste]

Response: The Draft CAP recognized that many types of solid waste, including household waste, can contain products with PFAS, and that “Landfills store wastes containing PFAS representative of items manufactured or in commerce in the state.” The CAP does not recommend that landfills should be precluded from receiving non-hazardous wastes that might contain PFAS. The CAP comprehensively addresses the PFAS life-cycle:

- How PFAS are used (Appendix 3: Sources and Uses, [Sections 3.1 Manufacturing](#), [3.2 Aqueous film forming foam](#) and [3.3 Consumer products](#)).
- How they enter waste streams when products are used or discarded ([Appendix 3: Sources and Uses, Section 3.4 Waste Management](#)).
- How they enter the environment as a result of direct emission, product use or waste stream management ([Appendix 4: Fate and Transport](#), [Appendix 5: Environmental Occurrence](#), and [Appendix 8: Biosolids](#)).

Recommendations 4.1 and 4.2 addressing WWTPs effluents and landfill leachate respectively, are both based on collecting data prior to making any decisions to require additional monitoring of effluents.

Issue 181: The CAP should address that recyclers and composters are also unable to avoid receiving PFAS containing wastes in food packaging, biodegradable products, carpeting, textiles and other recyclable materials. Policies affecting “receivers” such as landfills, recyclers, and composters should balance the impact of managing PFAS contaminated wastes with their environmental value and their necessity. [King County Solid Waste]

Response: The CAP is not proposing any policies or recommendations that would limit receipt of solid waste intended for recycling or composting operations.

PFAS in compost was addressed in the Draft CAP at [Appendix 3: Sources and Uses, Section 3.4.5 Compost](#). Refer to the response to Issue 195 and Issue 197 regarding how presence of PFAS in paper/food packaging may be affecting receipt of compostable materials at composting facilities. Refer to the response to Issue 88 regarding carpet recycling.

Issue 182: The CAP should better differentiate among different types of landfills and the risks they may present with respect to PFAS releases in landfill leachate. Factors such as the type of landfill (e.g., unlined landfills, construction and demolition waste landfills, municipal solid waste (MSW) landfills, etc.), the climatic setting, leachate management (on-site or offsite), and if the facility produces landfill gas and how it is managed are all important factors in determining a particular facility’s ability to manage these wastes in a protective manner. Banning PFAS in certain consumer products will require assessing appropriate solid waste –

and potentially dangerous waste – disposal alternatives. Ecology should consult with the public and private operators of waste management facilities prior to further development and implementation of the CAP. [Cowlitz County Public Works, NWRA, Washington Refuse and Recycling Association, Waste Management of Washington]

Response: The Draft CAP identified the different types of landfills present in the state and those that are required to have leachate collection systems based on applicable regulations. We updated [Appendix 3: Sources and Uses, Section 3.4.3 Landfilled products](#), to emphasize the many factors that can affect the mobilization of PFAS in a landfill.

When bans of certain products are enacted in the state, Ecology works with regulated persons affected by the ban to educate them about waste designation and resulting disposal requirements potentially affecting the products. For example, when the SBOH and the FDA enacted regulations to ban certain vaping and e-cigarette products, Ecology provided guidance to persons managing waste as a result of the ban (Ecology, 2020). At this time, there are only two types of products that have a ban in place, or will have a ban in place in the future.

- Sale of AFFF is banned in the state as of July 2020. As described in Section “[What else are we doing about PFAS?](#),” Ecology is conducting an environmental review to identify appropriate disposal alternatives for AFFF stocks held by public firefighting agencies. Since the legislation went into effect, Ecology has coordinated extensively with affected parties (see Executive Summary).
- The sale, manufacture, and distribution of certain types of food packaging materials containing PFAS [will be banned starting in February 2023](#).²⁶⁹ The ban does not prevent the use of the packaging that businesses may have purchased for direct use prior to the ban on sale and distribution. Disposal of used or new products in Washington that cannot be sold or distributed after the ban would continue according to how the packaging designates (as a solid waste), as it did prior to the ban.

Issue 183: The CAP should not base PFAS disposal volume estimates on unrealistically high PFAS concentration data for carpets. By suggesting that carpeting could contain PFAS concentrations greater than 0.01%, the CAP suggests that used carpeting destined for recycling or disposal may be classified as a "dangerous waste" under Washington's Dangerous Waste Regulations. [Cowlitz County Public Works, NWRA, AWB, Waste Management of Washington]

Response: We urge the readers to keep in mind that the volume estimates in the CAP are just that—estimates. Because analytical testing is only available for a subset of PFAS, it’s difficult to confirm whether the KEMI estimation of 15% or the industry estimation of 0.1% is more accurate. It’s also possible the two estimations refer to different PFAS technologies. Regardless, we moved the description of the industry estimation earlier in the document so the reader

²⁶⁹ <https://apps.ecology.wa.gov/publications/summarypages/2104007.html>

could see both estimations together and understand the potential uncertainty and variability around our estimation.

[Appendix 4: Fate and Transport, Section 3.4.3 Landfilled products](#), is not suggesting that all carpet is regulated as a persistent criteria waste under Chapter [173-303](#)²⁷⁰ WAC. As indicated above, the purpose of this section is to provide an estimate of how much PFAS could have ended up in state landfills based on available estimates of PFAS concentrations in carpet. The response to Issue 105 further addresses the responsibilities of a waste generator to determine whether a waste they produce designates as state dangerous waste.

Issue 184: The CAP should acknowledge that PFAS profiles in leachate and groundwater can vary by landfill age, as reported in a study conducted for the Vermont Department of Environmental Conservation. [Public Health - Seattle & King County]

Response: We updated [Appendix 3: Sources and Uses, Section 3.4.3 Landfilled products](#), to emphasize that the age of a landfill can affect the mobilization of PFAS in a landfill into landfill leachate. The study conducted on the New England Waste Services of Vermont, Inc. Landfill in Coventry, Vermont, was also added to this section (Sanborn, Head & Associates, Inc., 2019).

Issue 185: The CAP should acknowledge studies conducted in Michigan and North Carolina that show landfill leachate is a small contribution of PFAS to WWTP influents. The CAP gives the misleading impression that landfills are major sources of the wastewater being managed through WWTPs and therefore are potentially large sources of PFAS to the WWTPs. [Waste Management of Washington]

Response: We updated [Appendix 3: Sources and Uses, Section 3.4.3 Landfilled products](#), to identify these studies. The Draft CAP did not attribute any significance level to the contribution of PFAS to WWTPs. Recommendation 4.2 aims to better characterize PFAS presence in landfill leachate in the state.

Issue 186: The CAP should provide additional discussion on the proper disposal of wastes containing PFAS that exceed the threshold for dangerous waste classification. The reported PFAS concentrations in certain commercially available products (such as cleaning agents, commercial carpet care liquids, treated floor waxes and stone/wood sealants, impregnating sprays, and waterproofing agents) would designate as dangerous waste once the materials are no longer in service and become wastes. This may be especially important relative to non-exempt large commercial sectors that have to manage certain materials containing PFAS as dangerous wastes. [Waste Management of Washington]

Response: The commenter is correct that businesses have been and will be required to follow Chapter [173-303](#)²⁷¹ WAC designation and disposal requirements for PFAS containing waste streams. Although the CAP has now identified products that contain PFAS and industries that generate PFAS wastes, the requirement for all businesses to properly designate and manage

²⁷⁰ <https://apps.leg.wa.gov/wAc/default.aspx?cite=173-303&full=true>

²⁷¹ <https://apps.leg.wa.gov/wAc/default.aspx?cite=173-303&full=true>

their persistent wastes has been in the DW regulations for many years. Ecology resources are available for businesses to help them understand their responsibilities under the DW rules via our [DW management website](#),²⁷² [guidance publications](#),²⁷³ and technical assistance program.

Issue 187: Ecology should support and fund academic science to determine what the leachability and transformations these compounds exhibit in landfills versus simply identifying them once they are disposed. The landfill leachate study as proposed will not provide reliable information on the leachability of PFAS compounds. [Waste Management of Washington]

Response: The leachability of PFAS was not within the scope of the landfill leachate study. The goal of Phase I of the study was to determine which, if any, landfills had the potential to contaminate the environmental media around the landfills.

Phase I of the study did detect PFAS in landfill leachate from around the state. Ecology will look at that data and determine whether to expand the study to include PFAS potential impacts to groundwater, soil, soil vapor, surface water, and air.

Throughout any expanded follow-up PFAS planning process, Ecology would seek comments and other input from public agencies, jurisdictional health departments, academia, private and municipal solid waste disposal facility operators, neighboring state solid waste programs, community groups, and regional and state solid waste associations to help determine the scope and duration of any additional studies.

Issue 188: The CAP overemphasizes landfills as a potential source of uncontrolled leachate discharging PFAS into the environment, and under emphasizes that most active landfills in the state have leachate collection systems. [Waste Management of Washington]

Response: The Draft CAP identified that uncontrolled landfill leachate and transfer of landfill leachate to WWTPs can each result in pathways for PFAS to enter the environment. The Draft CAP did not rank or attribute a level of significance as to the importance of these pathways relative to other pathways of PFAS entering the environment.

[Appendix 3: Sources and Uses, Section 3.4.3 Landfilled products](#), has been revised to identify requirements for leachate collection prior to discussing leachate releases or impacts from PFAS resulting from such releases. Studies conducted elsewhere, and cited to in the CAP, have identified that historical landfill sites without leachate collection systems, or with improperly functioning systems, can be sources of environmental PFAS releases and drinking water contamination, especially when such locations were used to store commercial and manufacturing wastes containing PFAS.

Issue 189: Waste Management of Washington and 16 other landfills have previously provided PFAS landfill leachate data to Ecology. This data should be included in the CAP and compared

²⁷² <https://ecology.wa.gov/Regulations-Permits/Guidance-technical-assistance/Dangerous-waste-guidance>
²⁷³

<https://apps.ecology.wa.gov/publications/UIPages/PublicationList.aspx?IndexTypeName=Program&NameValue=Hazardous+Waste+%26+Toxics+Reduction&DocumentTypeName=Publication>

to other leachate data collected nationally. It is premature to generalize about how Washington landfills are a source of PFAS into the environment without consideration of actual leachate data and the potential toxicological risks that these levels present to the environment. [Waste Management of Washington].

Response: Ecology just received this data and is reviewing it.

Issue 190: Ecology should direct efforts towards source control by determining PFAS levels in products and wastes and how those levels are changing over time, and their impact on PFAS in incoming waste streams. Ecology should coordinate with EPA’s existing efforts to understand the concentrations of PFAS in incoming waste streams and their toxicological effects before undertaking more data-gathering on landfill leachate. [Waste Management of Washington].

Response: Recommendation 4.2 proposes the following activities to better understand the relationship of waste-makeup on concentrations of PFAS in leachate:

- Identifying specific types of wastes that are likely to generate PFAS releases in leachate.
- Determining the specific types of waste streams that lead to higher PFAS values.
- Continuing to research the makeup of PFAS waste entering and potentially currently stored in landfills.

As part of this research, Ecology will consider data collected in other states as well as data generated by researchers and EPA—for example data collected via [EPA awards to research potential environmental impacts of PFAS](#)²⁷⁴ in waste streams.

Issue 191: The CAP should revisit its unsupported statement that PFAS can contaminate landfill leachate from the use of AFFF in fighting fires at landfills. [Waste Management of Washington]

Response: We removed the information regarding use of AFFF (Class-B firefighting foams) to respond at fires at landfills.

Issue 192: The CAP should place drinking water contamination from improperly managed landfill leachate in context with other known sources of PFAS contamination that have had greater impacts on drinking water sources. [Waste Management of Washington]

Response: As described in [Appendix 7: Health, Section 7.4 Known areas of PFAS contamination in drinking water aquifers in Washington state](#), the primary source suspected in these areas is firefighting foam that contained PFAS. The CAP considers information regarding other pathways of PFAS release to the environment, such as PFAS mobilized in landfill leachate, based on documented scientific information available from other regions of the U.S.

However, the CAP also recognizes data gaps in Washington state regarding potential emissions into the environment, for example landfilling of manufacturing waste that may contain PFAS.

²⁷⁴ <https://www.epa.gov/newsreleases/epa-awards-6-million-research-potential-environmental-impacts-pfas-substances-waste-0>

Recommendation 2.3, for example, identified that additional information needs to be gathered to determine whether such situations may occur in the state.

Issue 193: Fluoropolymers are not used in carpet treatments and the text at page 171 regarding their use in carpet treatments should be corrected. [Performance Fluoropolymer Partnership]

Response: The correction was made.

Issue 194: Corrections are proposed to Section 3.4.3. [TRC]

Comments proposed the following revisions for this subsection:

- Under Waste characterization studies, clarify if the data is for PFOS, or PFAS:
 - The first bullet under Carpet.
 - Both bullets under Furniture.
- At Food Packaging, second paragraph, correct “FPAS.”
- In the summary, clarify if values are for PFAS or PFOS based on comments above, and define the asterisk for the low estimate for carpet.

Response: PFOS was correctly quoted with regards to “carpet” and “furniture” under Waste Characterization studies. The typographical error “FPAS” was corrected.

Tale 34 summarizes the information from preceding paragraphs. At Table 34, the heading columns read “PFAS” because data for different substances is presented based on the material type. For carpet and furniture, PFOS is reported. For textiles, the number is a sum of tonnages for PFCAs and PFAS. For compostable paper packaging, the data is for FTOH and PFCAs. We clarified the table by adding the specific substances with the estimated tonnages. The asterisk was a typographical error and was removed.

3.4.5 Compost

Issue 195: Composters are unable to avoid receiving PFAS contained in food, packaging and some biodegradable service ware. Policies affecting composters should balance minimal impact of PFAS at their operations with the environmental value they provide. [Brookhart, Cowiltz County Public Works, NWRA, Republic Services]

Response: Compost facilities still have the option to identify the feed stocks they choose to accept. The CAP is not proposing any policies or recommendations that would limit receipt of solid waste intended for composting operations. PFAS in compost was addressed in the Draft CAP at [Appendix 3: Sources and Uses, Section 3.4.5 Compost](#). Refer to the response to Issue 197 regarding how PFAS present in paper food packaging may be affecting receipt of compostable materials at composting facilities.

Issue 196: Provide clarification regarding the statement that reducing the use of PFAS chemicals has resulted in a reduction in PFAS in human blood serum. [Public Health - Seattle & King County]

Response: This statement has been removed because the presence of PFAS in human serum is already discussed in [Appendix 7: Health, Section 7.2.1 Trends and demographics of PFAS exposure](#).

Issue 197: The CAP should discuss several sources of information relative to PFAS in composting information. [Public Health - Seattle & King County]

The following information should be considered:

- Work done by the [Minnesota Pollution Control Agency to characterize PFAS in contact water at compost facilities](#).²⁷⁵
- Report by Purdue University, [Perfluoroalkyl Acid Characterization in U.S. Municipal Organic Solid Waste Composts](#).²⁷⁶
- How short- and long-chain PFAS behave in composting.
- Summary sheet, January 2018, by Lee and Trim, [Evaluating Perfluoroalkyl Acids in Compost with Compostable Food Serviceware Products in the Feedstocks](#).²⁷⁷
- New requirements that composting facilities are setting for acceptance of only PFAS-free packaging in Washington state.

Response: Thank you for the additional information. We updated [Appendix 3: Sources and Uses, Section 3.4.5 Compost](#), to include the work conducted by the Minnesota Pollution Control Agency regarding PFAS identified in contact water from composting operations. The Draft CAP already referenced the work conducted by Choi et al. (2019), which reported on the Purdue University and Zero Waste Washington studies.

Ecology will continue to make every effort to stay informed about PFAS testing in compost—including around issues regarding specific PFAS behaviors in compost operations and feedstock limitations being considered by the composting industry. When testing for PFAS in compost becomes more standardized and standards specific to compost are established, Ecology will evaluate adding threshold criteria to WAC [173-350-220](#)²⁷⁸, Table 220-A.

²⁷⁵

https://cdn.ymaws.com/www.compostingcouncil.org/resource/resmgr/documents/advocacy/pfas/pfas_report_minnesota.pdf

²⁷⁶ <https://cdn.ymaws.com/www.compostingcouncil.org/resource/resmgr/documents/advocacy/pfas/lee-purdue-study.pdf>

²⁷⁷ <https://cdn.ymaws.com/www.compostingcouncil.org/resource/resmgr/documents/advocacy/pfas/lee-trim.pdf>

²⁷⁸ <https://apps.leg.wa.gov/wAc/default.aspx?cite=173-350-220>

3.5 Global estimate: Washington proportion

3.5.3 Estimate of PHxSF and PFDS emissions

Issue 198: Clarify why perfluorodecane sulfonate is listed twice in the first sentence with two different acronyms. [TRC]

Response: This was a typographical error and it was corrected.

3.5.4 Summary of historical emissions

Issue 199: Review the inconsistency between the average annual Washington direct perfluorooctane sulfonic acid (POSF) emissions stated in text (29.4 metric tons) versus what is shown in table 40 (20.41 metric tons). [TRC]

Response: The in-text value (29.4) was a typographical error, and was corrected to 20.4, matching with the value in the table.

3.5.5 Current emissions

Issue 200: In the phrase “following voluntary phase-outs of PFOA and fluoropolymer manufacturing,” and should be replaced by in. [Performance Fluoropolymer Partnership]

Response: The correction was made.

Issue 201: Correct the acronym in the last sentence to PFHxS. [TRC]

Response: The acronym was corrected.

3.6 Data gaps and recommendations

3.6.1 Data Gaps

Issue 202: Under the WWTPs section, suggest adding the following sentence: “In addition, the information should inform state and local agencies for upstream strategies to reduce receipt of PFAS in influent, such as pretreatment technologies at industrial sources, consumer and commercial source control efforts, and consumer educational materials.”[City of Vancouver]

Response: [Section 3.6.1 Data gaps](#), subsection WWTPs, was revised to include that WWTP influent data can be used to identify upstream PFAS dischargers and allow further consideration of pretreatment strategies or source control strategies. Recommendation 2.3 was also revised to specify that Ecology will consider data collected during activities conducted under other recommendations to identify industries that may be discharging PFAS.

Issue 203: The CAP should identify PFAS concentrations in compost as a data gap. Ecology should identify upcoming studies and resources for sampling PFAS in compost. Funding should be provided for small-scale composters. Feedstocks with higher PFAS concentrations should be sampled to acquire additional information. Best management practices at compost facilities to reduce PFAS impacts on the environment should be identified. [Public Health - Seattle & King County]

Response: Testing for PFAS in compost is still in developmental stages. Ecology staff are tracking national compost testing efforts and protocols used. Before Ecology can conduct or recommend that compost facilities test for PFAS in finished compost, a standard test for

compost (with a clear list of feedstocks used to make the compost) needs to be identified and all testing must use the same test and/or lab to ensure consistency. As indicated in Issue 197, information was provided that certain composting industry associations are collecting information about the potential for PFAS to be present in feedstocks, and starting January 2021, excluding feedstocks with greater than 100 ppm total fluorine from their member's operations. (Compost Manufacturing Alliance, 2020, 2021). Ecology will continue to track composting industry practices related to PFAS. We have added data gaps related to compost to [Appendix 3: Sources and Uses, Section 3.6.1 Data gaps](#).

3.6.2 Recommendations

Issue 204: At Recommendation 3.3, review the statement that “Purchasing PFAS-free products could increase state costs.” Regulatory action, or research and development, could incentivize the market to produce PFAS-free products at lower cost. [Public Health - Seattle & King County]

Response: The statement regarding increased costs of PFAS-free products was removed from the recommendation.

Issue 205: Revisions were proposed for Recommendation 4.1, Evaluate PFAS in wastewater treatment. [City of Vancouver, Public Health - Seattle & King County]

The following revisions were proposed:

- First bullet: The description of the three types of treatment plants is confusing. For example, what is meant by “advanced solids removal”?
- Ecology should consider process points in different types of treatment plants to understand the fate of PFAS and degradation products in secondary activated sludge processes; membrane processes; filtration processes; chlorine disinfection; and uv disinfection.
- The recommendation should make a nexus to Appendix 8: Biosolids, because these are generated at WWTPs.
- The numbering of Recommendations 4.1 and 4.2 should be changed for consistency with their relationship to Appendix 3: Sources and Uses
- Second bullet: The study design should be amended to also sample WWTPs with mostly residential sources in order to increase understanding of residential versus industrial loading of PFAS to wastewater influent. This would inform any decision by Ecology about future requirements for monitoring or compliance in domestic WWTPs. This would require additional funding.

Response: Recommendations regarding WWTP effluent (4.1) and biosolids (4.3) were kept separate because different Ecology programs will be implementing them. Regardless, the interrelationship of WWTPs and the biosolids they produce was described in the CAP.

Recommendation numbering was established at the Interim CAP stage—before the appendices were numbered and sequenced as they appeared in the Draft CAP. The numbering reflects that the recommendations fall into four broad categories:

1. Protecting drinking water.
2. Managing environmental contamination.
3. Reducing PFAS in products.
4. PFAS in waste streams.

With respect to the suggestions for changes to the WWTP study:

- Ecology received funding for this project in 2020 and it is underway
- Ecology had a limited scope for this project due to funding but did incorporate some of the comments and suggestions above:
 - The study is sampling at different process points in different types of treatment plants.
 - The study included wastewater treatment plants with different secondary treatment technologies.
- Ecology is at the beginning of investigating PFAS in wastewater treatment plants. The funding and timeline for this project does not allow for a study addressing everything in this comment. Pending funding, Ecology will continue to investigate PFAS in wastewater and will consider all the suggestions laid out above.
- This study alone will not inform future requirements for monitoring for PFAS in domestic wastewater. Ecology agrees that more information regarding residential versus industrial loading of PFAS to WWTP is needed.

Appendix 3 – List of Acronyms

Issue 206: Corrections are proposed to acronym definitions. [TRC]

Comments proposed the following revisions for this subsection:

- At Table 43, correct the definition of ITRC and revise the definition of Social Science Environmental Health Research Institute (SSEHRI).
- At Table 44, revise the definition of FTS, clarify whether the definition of “PDSF” is the same as perfluorodecane sulfonate (PFDS), and revise the definition of PFAA.

Response: The requested corrections were made.

Appendix 4: Fate and Transport

4.0 Overview

4.0.1 Findings

Issue 207: Several bullets in this section should be revised. [TRC, Alliance for Telomer Chemistry Stewardship]

The following revisions are proposed:

- Transformation, Bullet 1: The statement should be revised because (1) PFAS monomers include many other groups of perfluoroalkyl compounds, such as perfluoroalkyl ether sulfonic acids (PFESA), PFECAs, perfluoroalkane sulfonyl fluorides (PASF), perfluoroalkanoyl fluorides (PAF), perfluoroalkyl iodides (PFAI), and perfluoroalkyl aldehydes and aldehyde hydrates (PFAL); and (2) all PFAA precursors are poly-fluorinated compounds, and it is more straightforward to refer to them as such.
- Transformation, Bullet 1: Monomer is a broad term and can have many meanings. Please define here so that the reader clearly understands what the CAP document means. It is not usually used in the context shown here in the document.
- Transformation, Bullet 3: It should be noted that there is both published work as well as work presented at scientific conferences that do indicate the half-life for precursor transformation to vary from hours/days to months to hundreds of years to thousands of years.
- Transformation Bullet 2: This statement should be revised because perfluoroalkyl substances are not PFAA precursors; only polyfluoroalkyl substances are.
- Fate: Bullet 5: Please revise this statement to reflect that short-chain PFAS are less bioaccumulative in animals, but this has not been found for plants.

Response: Under the bulleted subsection Transformation:

- The first bullet was revised to state polyfluorinated PFAS.
- The second bullet was revised.
- Regarding bullet 3, timeframes for transformation were discussed in Appendix 4: Fate and Transport, Sections [4.1 Non-polymer PFAS](#) and [4.2 Polymeric PFAS](#).
- Under the bulleted subsection Fate, we revised the fifth bullet to indicate short-chain PFAS are less bioaccumulative in animals.

4.1 Non-polymer PFAS

Issue 208: At Figure 26, the structure for 8:2 fluorotelomer alcohol (8:2 FTOH) is incorrect, as it shows a ketonic structure. [Alliance for Telomer Chemistry Stewardship]

Response: This figure (Figure 27 in this CAP) was revised.

4.1.2 Biotic aerobic transformation

Issue 209: A statement should be added to emphasize that these transformations were shown to occur under controlled and sometimes highly oxidizing laboratory conditions, and so would not necessarily translate to natural environmental conditions. [TRC]

Response: The studies were performed under conditions attempting to replicate WWTPs, which is explained in the text.

4.1.4 Consequences of chemical transformation

Issue 210: It should be added that many of the precursors are still unknown. This section could also refer back to EPA’s continually growing list of master compounds, mentioned in Section 1.0.1. [TRC]

Response: Additional information is unnecessary. No specific precursors are mentioned, and the CAP already explains that non PFAAs are precursors.

4.2 Polymeric PFAS

Issue 211: in the third paragraph the following statement should be revised “If side-chain fluorinated polymers—which are often used as oil—and water-resistant treatment for consumer products degrade, then they could be a potential source of PFAS emissions for decades or centuries if not properly disposed and contained in landfills.” The phrase “in landfills” should be removed, because these polymers could still reach the environment through leachate disposal to POTWs or liner leaks to groundwater. [TRC]

Response: We removed “in landfills” from the text at [Appendix 4: Fate and Transport, Section 4.2 Polymeric PFAS](#).

Issue 212: Review the reference citing 15,000 years as a half-life for biodegradation; what is often cited is 1,200 – 1,400 years in the Russell et al. publications. [Alliance for Telomer Chemistry Stewardship]

Response: The text was changed to 1,200 – 1,700 years, as described in the abstract.

4.3 Emission Sources

4.3.2 Water

Issue 213: In the subsection “Release to aqueous media” the CAP should mention the recent announcement by EPA on PFAS-required sampling for EPA-issued NPDES permits. [TRC]

Response: The cited article says that the EPA is “recommending” to permittees to “consider” “phased-in monitoring,” so we believe revisions to this section are not necessary. The guidance only applies to EPA-issued permits. EPA’s announcement regarding NPDES permits was added to [Appendix 9: Regulations, Section 9.2.1 Environmental Protection Agency](#).

Issue 214: The CAP should identify that surface water is also potentially affected, including surface water that discharges to Puget Sound. [Stuart, Salo]

Response: Surface water is already mentioned several times. An update was made to emphasize that historical AFFF releases can contribute PFAS via runoff to surface water.

Issue 215: Surface water and stormwater characterization should be pursued; the current use of injection wells for stormwater disposal could act as a conduit for PFAS entering drinking water sources. [WASWD]

Response: A sentence was added to acknowledge stormwater discharge into injection wells.

Issue 216: In the subsection “Release to aqueous media,” fourth paragraph referring to domestic waste water effluents, correct the text to: “...domestic wastewater effluents released from domestic onsite wastewater systems...” [City of Vancouver]

Response: We revised the information and mentioned septic systems for additional clarification.

Issue 217: In the subsection “Release to aqueous media,” eighth paragraph referring to releases of AFFF, it may be helpful to the reader to qualify what is meant by “large source” as AFFF use is very localized and is currently only used to fight high hazard Class B fires. In addition, almost all testing and training with AFFF has been discontinued in the U.S. and elsewhere. [Alliance for Telomer Chemistry and Stewardship]

Response: The section was revised to say, “has historically.”

Issue 218: In the subsection “soil interactions” in the text discussing PFAS adsorption to organic carbon in soil, we suggest adding a statement that some PFAS adsorb more readily at low pH and therefore are more mobile at high pH. [TRC]

Response: Information was added to this subsection mentioning pH.

4.3.3 Solids

Issue 219: In the third paragraph, the statement “Biosolids have been identified as a significant source of PFAS emissions” does not include data or context to qualify “significant.” The referenced report is also not freely available to the public. The word “significant” should be removed. [City of Vancouver]

Response: The word “significant” was removed.

4.5 Long term PFAS management

4.5.1 Removal of PFAS from water

Issue 220: Revisions were proposed for this section. [TRC]

- Text regarding ineffectiveness of conventional water treatment systems should be revised to indicate that these approaches have not been demonstrated to be effective to date, to reflect that water treatment research continues to emerge.
- “GAC” is typically the acronym for “granular activated carbon.”
- Water streams may have to be pre-treated for organics and contaminants prior to PFAS removal by GAC; GAC also needs to be regenerated or be disposed of.
- Consider mentioning foam fractionation technology.

Response: The statement regarding the ineffectiveness of conventional treatment systems was revised to add the words “to-date”—the CAP recognizes that research is ongoing at the end of the subsection. The term GAC was revised to refer to “granular activated carbon.” The Draft CAP addressed GAC regeneration; information was added to reflect the potential for influent pre-treatment and GAC disposal at the end of its useful life, and that this adds additional ongoing costs for treatment system operation.

Responses to Issue 296 and Issue 298 also address costs of disposal of spent treatment media. Foam fractionation was mentioned as a developing treatment technology.

Issue 221: Least cost alternative(s) should be promoted in the selection of treatment methods used to meet established water (quality) standards [UTC]

Response: The CAP is not proposing any recommendations for regulations surrounding treatment of drinking water, groundwater or any specific mitigation or remediation activity. Information was added to the introduction of [Section 4.5](#) to further emphasize this.

[Appendix 4: Fate and Transport, Section 4.5.1 Removal of PFAS from drinking water](#), is meant only to acknowledge the range of alternatives currently available, or being developed, to remove PFAS from water. Individual water systems needing to mitigate PFAS contamination would determine appropriate actions based on site-specific conditions and least cost considerations if applicable.

Issue 222: The CAP should consider the use of pyrolysis to destroy the PFAS and derivatives being filtered out of the water stream using GAC. [Mothersbaugh]

Response: Information was added regarding EPA’s PFAS Innovative Treatment Team (PITT), established in 2020 for a six-month period to assess whether existing destruction technologies could be applied to PFAS-contaminated media and waste (EPA, 2021c). The PITT published a report regarding the feasibility of pyrolysis and gasification (EPA, 2021d)

Issue 223: Carbon Treatments, Ion Exchange Treatments, and High-pressure Membranes have shown the most promise at removing PFAS from drinking water. However, these methods transfer PFAS from one media to another—the waste media is not being accepted by businesses involved in disposal. [Vega, Yost]

Response: Appendix 4: Fate and Transport, [Section 4.5.1 Removal of PFAS from drinking water](#), and [Section 4.5.3 Ultimate disposal or destruction](#), provide an overview of the technologies available, and in development, for removal of PFAS from drinking water, as well as the complexities surrounding disposal of spent treatment media.

Issue 224: The state should consider costs when contemplating PFAS regulation. Any requirement to treat wastewater with GAC or other methods could have much greater monetary and environmental costs than the state anticipates. [3M]

Response: The CAP is not proposing recommendations to treat wastewater. The purpose of [Appendix 4: Fate and Transport, Section 4.5 Long term PFAS management](#), is to provide a brief overview of technologies available, or being developed, to address environmental contamination in the long term.

Recommendation 4.1. Evaluate PFAS in wastewater treatment, focuses on characterizing levels of PFAS in WWTP effluent, and if warranted, considering monitoring such levels. The title of [Section 4.5.1](#) was revised to specify the section addresses removal of PFAS from drinking water. Information was added to the introduction of [Section 4.5](#) to emphasize no recommendations are being provided as to any specific mitigation or remediation method.

4.5.2 Stabilization of PFAS in soils

Issue 225: Regarding sorption and stabilization of PFAS in the unsaturated soil zone using amendments, the CAP should specify that this is highly dependent on geochemical conditions, which are subject to change in situ with changing environmental conditions. [TRC]

Response: We added information to this section to identify that these techniques are dependent on geotechnical conditions, which may be variable.

4.5.3 Ultimate Disposal

Issue 226: Comments request that Washington state continue to evaluate the potential risks of PFAS incineration or even prohibit the burning of PFAS solid and hazardous wastes and pursue safer storage or disposal options. [NWRA, Form letter 3]

Response: The Spokane waste to energy facility is only permitted to handle municipal solid waste (Spokane Regional Clean Air Agency, 2013). The facility is not permitted to handle state designated dangerous or hazardous waste. As identified in [Appendix 9: Regulations, Section 9.2.1 Environmental Protection Agency](#), PFAS are not currently regulated under the federal Clean Air Act (CAA). The state CAA also does not regulate PFAS air emissions. Ecology therefore does not have the authority to prohibit the incineration of municipal solid waste on the basis of PFAS being present in items collected as municipal waste.

EPA has identified that many uncertainties exist regarding how PFAS present in municipal solid waste behave in municipal waste combustors (MWCs) (EPA, 2020a). EPA has identified that there are limited characterizations of both potential PFAS emissions from MWC's, and of how PFAS contaminants partition between air emissions and solid residuals generated by such facilities. Emission measurement methods also need to be developed. Research and testing of PFAS destruction performance within MWC's is very limited, and is not always representative of the incineration processes of specific MWC's.

As discussed in [Appendix 9: Regulations, Section 9.1.2 Washington state rules](#), Chapter [173-303](#)²⁷⁹ WAC, DW regulations require all solid wastes to be designated for state toxic or persistence criteria, unless the source is from households. If a waste is designated as dangerous waste, it must be handled and disposed of as required by the regulations. The CAP has identified that certain items discarded into the municipal waste stream may contain PFAS. Much of this PFAS containing material is from households and small quantity generators, and is allowed to be disposed in the municipal waste stream.

Generally speaking, solid waste that was legally disposed to a municipal solid waste landfill is not required to be re-designated under the DW regulations. Industries using PFAS in manufacturing processes are the most likely sources of wastes, which could designate as state persistent DW. Recommendation 2.3 proposes to work with such manufacturers and industries to identify opportunities to switch to safer alternatives, implement best practices, and ensure proper waste management.

As discussed in the response to Issue 81, Ecology is preparing for an EIS review of the AFFF collection and disposal program.

Issue 227: The CAP should consider EPA’s recently issued interim guidance regarding methods to dispose or destroy wastes containing PFAS. The guidance indicates, and data collected in Vermont supports, that modern landfills can sequester a large proportion of PFAS entering the landfill long-term, thereby limiting exposure of the public from these compounds. [NWRA, Waste Management of Washington, Cowlitz County Public Works, Washington Refuse and Recycling Association, Waste Connections]

Response: EPA’s draft interim guidance on destruction and disposal of PFAS and materials containing PFAS was added to the text at [Appendix 4: Fate and Transport, Section 4.5.3 Ultimate disposal](#). We included EPA’s guidance on which options were associated with less uncertainty—i.e., interim storage, permitted hazardous waste landfills (Resource Conservation and Recovery Act [RCRA] subtitle C), and solid waste landfills (RCRA subtitle D) that have composite liners and leachate collection treatment systems. Data collected in Vermont was incorporated at [Appendix 3: Sources and Uses, Section 3.4.3 Landfilled products](#). Refer to Issue 184 for more information.

Issue 228: For completeness, a statement about leachate management and reference the biosolids section of the document could be included in this section of the CAP. [TRC]

Response: References to these two CAP sections were already included in several locations of this appendix.

²⁷⁹ <https://apps.leg.wa.gov/wAc/default.aspx?cite=173-303&full=true>

Appendix 5: Environmental Occurrence

5.0 Overview

5.0.1 Findings

Issue 229: The presence of PFAAs in marine fish, addressed in this section, should also be included in previous sections of the document, including the executive summary. [TRC]

Response: Information regarding marine fish was added at the following sections: [Executive Summary](#), and [Why are we concerned about PFAS?](#).

Issue 230: In the fourth paragraph of this section, replace “WWTP sources” with “WWTP effluent discharges.” WWTPs are not sources of PFAS. They are “pass through” facilities. [City of Vancouver]

Response: We have revised the text in [Section 5.0.1](#) to clarify WWTP effluent discharges.

5.1 PFAS in Washington’s Environment

5.1.4 Surface Water

Issue 231: The EPA issued a municipal separate stormwater sewer system (MS4) NPDES permit to Navy Air Station Whidbey Island without taking into account the potential presence of PFAS in stormwater. [Newkirk, G.; Newkirk, B.]

Response: The EPA develops and administers MS4 permits for federal facilities, which includes the Naval Air Station on Whidbey Island. Ecology did issue a [401 certification](#)²⁸⁰ with conditions in June 2019 for the Whidbey Island Naval Air Site, which is required when a federal agency will discharge a pollutant in state waters. However, without state or federal water quality standards for PFAS, Ecology was unable to include a condition for PFAS.

The EPA issued the permit in November 2020 with specific requirement for PFAS based on feedback they received during the public comment period. For more information about PFAS and EPA’s MS4 permit, please refer to the [EPA website](#)²⁸¹ for this permit. It is Ecology’s understanding that the EPA made changes to the draft permit regarding PFAS based on the public comments they received. More information is available in the [EPA’s response to public comment document](#)²⁸² and the [permit fact sheet](#).²⁸³

Issue 232: Ecology didn’t conduct surface water sampling for PFAS in Yakima County. [Friends of Toppenish Creek]

²⁸⁰ <https://apps.ecology.wa.gov/publications/documents/2110013.pdf>

²⁸¹ <https://www.epa.gov/npdes-permits/npdes-stormwater-permit-naval-air-station-whidbey-island-ms4-washington>

²⁸² <https://www.epa.gov/sites/production/files/2020-12/documents/r10-npdes-naval-air-station-whidbey-ms4-was026611-rtc-2020.pdf>

²⁸³ <https://www.epa.gov/sites/production/files/2020-08/documents/r10-npdes-naval-air-station-whidbey-ms4-was026611-fact-sheet-2020.pdf>

Response: We recognize that Ecology’s 2008 and 2016 statewide surveys of PFAS were limited in the number of waterbodies sampled and that land-application of biosolids was not included in our study location selection criteria. Sites were selected in the 2008 and 2016 surveys to reflect varying degrees of PFAS contamination potential from stormwater, AFFF releases, WWTP effluent discharges, and atmospheric deposition.

We appreciate the information, and will consider the Lower Yakima Valley in future PFAS surveys. For more information on work being done by Ecology and our partners in the Lower Yakima Valley, please visit [Ecology’s Lower Yakima Valley groundwater webpage](#).²⁸⁴

5.1.7 Freshwater fish

Issue 233: Please clarify in the CAP whether cleanup levels for human health risks from freshwater fish ingestion will be calculated using data from whole body samples, fish livers, or filets, or a combination, taking onto consideration the portion of the fish commonly consumed. [TRC]

Response: Ecology plans to initially develop cleanup levels for groundwater and soil using criteria set out in the Model Toxics Control Act (MTCA). Additional evaluation and assessment will be necessary for determining the appropriate input parameters for surface water and sediment cleanup levels. See our responses to Issues 60 through 65 for more information on cleanup levels.

Health typically assesses contaminant concentrations present in fillet tissue when conducting a human health evaluation of fish consumption. The fillet tissue concentration is used to derive an estimate of potential exposure to humans. For more information on Health’s approach to PFAS in edible fish tissue, see comment responses to Issue 273 and Issue 274.

5.1.8 Osprey

Issue 234: Consider revising Figure 34 to include sample location names on the X-axis or defining what locations the codes represent.

Response: We have revised Figure 35 in this CAP ([Section 5.1.8](#)) to include a note identifying what the sample location codes represent.

5.1.9 Marine Biota

Issue 235: Impacts of PFAS to Puget Sound. [Stuart, Salo]

Comments were submitted asking questions about the releases of PFAS to Puget Sound and their potential effects in the marine environment:

- Presence of PFAS in surface water.
- Sources of PFAS contributing to Puget Sound.
- Behavior of PFAS in the aquatic environment.
- Toxicity of PFAS to environmental biota.

²⁸⁴ <https://ecology.wa.gov/Water-Shorelines/Water-quality/Groundwater/Protecting-aquifers/Lower-Yakima-Valley-groundwater>

- Impacts to Puget Sound marine biota.
- Bioaccumulation effects.
- Using Navy records to answer questions in the comment letter submission.

Response: We addressed the issues raised in the comments in the CAP as follows:

- Presence of PFAS in surface water: See [Appendix 5: Environmental Occurrence, Section 5.1.4 Surface Water](#)
- Sources of PFAS contributing to Puget Sound: See [Appendix 4: Fate and Transport, Section 4.3 Emission Sources](#), as well as [Appendix 3: Sources and Uses](#). The same types of sources affect marine environments.
- Behavior of PFAS in the aquatic environment: See [Appendix 4: Fate and Transport, Section 4.3.2 Water](#).
- Toxicity of PFAS to environmental biota: [See Appendix 6: Ecological Toxicology, Section 6.3 Toxicokinetics and Section 6.4 Toxicological Effects](#).
- Impacts to Puget Sound marine biota: See [Appendix 5: Environmental Occurrence, Section 5.1.9 Marine biota](#).
- Bioaccumulation effects: See [Appendix 6: Ecological Toxicology, Section 6.2 Bioaccumulation](#).
- With respect to using DON records to answer questions in the submission, that effort is beyond the scope of the CAP, which serves as a planning document.

Issue 236: Based on lack of bioaccumulation of PFAA in mussels and overall lower PFAA concentration in marine fill tissue, will PFAS cleanup levels in marine water bodies be greater than those in freshwater bodies based on this significant difference? [TRC]

Response: Ecology has not determined variables to be considered when establishing freshwater versus marine cleanup levels.

5.3 Data Gaps and Recommendations

5.3.1 Data gaps

Issue 237: The CAP should list likely and potential sources for PFAA contamination of fresh water lakes, such as Lake Washington. [TRC]

Response: [Appendix 3: Sources and Uses](#), provides a detailed description of likely and potential sources of PFAS to the environment. In [Section 5.3.1](#), we list sources suggested by previous research specific to elevated PFAS concentrations in urban lakes. These include automobile and railway transportation (Kim & Kannan, 2007; Zushi & Masunaga, 2009) and the transfer of indoor air PFAS loads to the outdoor environment (Gewurtz et al., 2009).

5.4 Washington environmental concentrations data

Issue 238: Tables 52 and 53 should include notes as to whether PFOA wasn't tested, given that PFOA is included in SBOH proposed State Action Levels. [City of Redmond]

Response: We reordered these tables (Tables 46 through 56 in this CAP) to show PFOA testing results together.

Issue 239: The PFAS CAP team should coordinate with the Toxics in Fish Vital Sign project to evaluate PFAS in marine biota, especially salmon and their predators, giving consideration to using culled pinnipeds as a proxy for orcas. [Whidbey Island Association of Water Systems]

Response: Thank you for your comment. Available PFAS data for marine biota was summarized in [Section 5.1.9](#). We are not aware of current plans to sample pinnipeds for PFAS concentrations. Ecology and Washington State Department of Fish and Wildlife (WDFW) staff will continue to coordinate with the Toxics in Fish Vital Sign.

Appendix 6: Ecological Toxicology

6.1 PFAS chain length and representative PFAS

6.1.1 Short versus long-chain PFAS

Issue 240: The statement in the third paragraph beginning “Although short-chain PFAS are not bioaccumulative...” should be corrected to reflect that short-chain PFAS are more bioaccumulative in plants than long-chain PFAS especially the perfluoroalkyl carboxylic acids (PFCAs). [TRC]

Response: Our statement, “Although short-chain PFAS are not bioaccumulative, according to regulatory criteria (Conder et al., 2008),” reflects text in Conder et al. (2008) who state, “it is clear that PFCAs with seven fluorinated carbons or less (including PFO) are not bioaccumulative according to regulatory criteria.” Discussion of PFAS bioaccumulation in plants occurs in [Section 6.2, Bioaccumulation](#), where we highlight bioaccumulation of short-chain PFAS in leaves, fruits, and roots, with levels correlating with water content of the plant (Blaine et al., 2013; Scher et al., 2018).

Issue 241: Tables 60 and 61 should be updated to reflect more current literature sources, including the most recent ITRC April 2020 Table 5-1, which notes several studies with bioaccumulation factors (BAF) up to 214 for PFHpA. [TRC]

Response: Comment noted, although Ecology will not update Tables 60 and 61 (which present data from Conder et al., 2008). Conder et al. (2008) state that bioaccumulation potential is considered likely on a regulatory basis for compounds with BAF/Bioconcentration factor (BCF) greater than 1,000 – 5,000 L/kg (well above BAF of 214 L/kg, identified by the commenter).

This regulatory criterion has been added to [Section 6.1.1](#). Furthermore, Ecology points out that the current and rapid proliferation of ecotoxicology studies on PFAS (including bioaccumulation) diminishes the usefulness of continual updating. Rather, our appendix on PFAS ecotoxicology represents a snapshot in time. More importantly, this type of update would not influence Ecology's recommendation ([Section 6.5.2](#)).

6.4 Toxicological effects

6.4.2 Terrestrial biota

Issue 242: Table 65 should be clarified with respect to the following: lack of entries for PFHxS, PFBS, or perfluorooctane sulfonamide (PFOSA) even though studies for each of these PFASs have been recently summarized in Strategic Environmental Research and Development Program (SERDP) Project ER18-1614 (Conder et al., 2020) and SERDP Project ER18-1653 (Divine et al., 2020); and inconsistency in no observed adverse effects level (NOAEL) and lowest observed adverse effects level (LOAEL) reporting units when these are typically reported as a dose in milligram (mg)/kilogram(kg)-day. [TRC]

Response: Comment noted, although Ecology will not update Table 65 (which present data from a review by Stahl et al., 2011). Data presented in Stahl et al. (2011) represent a sample of PFAS literature on reproductive and developmental effects in surrogate animal species. It was not Ecology's objective to present a comprehensive review of all PFAS chemicals with effects data in birds and mammals. Rather, our intent was to present a subset of representative studies. We revised the information to clarify this.

Importantly, this limitation does not influence Ecology's recommendation ([Section 6.5.2](#)). However, the SERDP report by Divine et al. (2020), referenced by the commenter, has been added to [Section 6.5.1](#) to acknowledge this important review (along with another recent SERDP report by Conder et al., 2020). Finally, although NOAELs and LOAELs are often expressed as a dose (mg/kg body weight/day (BW/d)), these metrics can also be expressed as a concentration (mg/kg), as in EPA's ecological soil screening levels (EcoSSL) for soil.

6.5 Data gaps and recommendations

6.5.2 Recommendations

Issue 243: Ecology should consider recent risk-based screening levels for numerous PFAS compounds in different environmental media as reported by SERDP Project ER18-1653 (Divine et al., 2020) when developing its cleanup levels for PFAS as part of Recommendation 2.1. [TRC]

Response: Ecology is currently preparing soil, surface water, and sediment cleanup levels for several PFAS chemicals for ecological receptors. Although Ecology will follow prescribed methods to derive these protective concentrations (e.g., Ecology's wildlife exposure model), the suggested SERDP report by Divine et al. (2020) will be helpful. As a result, this reference has been added to [Section 6.5.1, Data gaps](#).

Appendix 7: Health

Issue 244: Regulating carcinogens at a risk level of one in a million is not rational given the occurrence of natural carcinogens in our diet. [Myrick]

Response: Only a few PFAS have been tested for their potential carcinogenicity. Most PFAS risk evaluations focus on non-cancer effects such as organ toxicity and reproductive or developmental effects.

Issue 245: Commenters raised concern that potential immune suppression by PFAS would make people more vulnerable to COVID-19 or make coronavirus vaccines less effective [Form letter 3, Vega, Olympic Environmental Council, Abraham, Public Health - Seattle & King County]

Response: We agree that the pandemic highlights concern about PFAS and their potential to alter immune responses in people. One study reported that among a Danish population with confirmed COVID-19 infection, detectable levels of PFBA in blood plasma was associated with more severe COVID-19 disease (Grandjean et al., 2020). No other PFAS measured in this study showed a similar association. We consider this report preliminary. The U.S. Centers for Disease Control and Prevention (CDC) is currently investigating whether there is an association between levels of PFAS in the blood and the risk of coronavirus infection in first responders.

7.0 Overview

7.0.1. Findings

Issue 246: The CAP should reflect the updated 2020 PFBS state action level of 860 parts per trillion (ppt). [DON]

Response: Thank you. The CAP will list the most current recommended values.

Issue 247: The CAP should consider that human exposure varies by locale. [Alliance for Telomer Chemistry Stewardship]

Response: Human exposure could differ by locale depending on the local industries and localized environmental sources of PFAS (such as release sites and contaminated sites). In a study of Red Cross Blood Donors from six regional centers, there was not great variation between regions—except for higher PFAA levels in residents from an area of North Carolina with a history of textile manufacturing (Olsen et al., 2017). We added “local environmental contamination or industrial sources” as a source of human exposure.

7.1. Human health hazard assessment

Issue 248: An industry commenter asserts that scientific evidence does not show that PFAS – either individually or as a group – cause adverse health effects in humans. They also cite Australian government expert panel that concluded that the evidence does not support any specific health or disease screening or other health interventions. [3M]

Response: [Appendix 7: Health](#) does not claim that a causal relationship has been demonstrated between PFAS exposure in humans and adverse health conditions and disease. [Section 7.1 Human health hazard assessment](#) and [Supplement 1 Summary of Primary Health Concerns](#) by

PFAA, describe that certain PFAS have demonstrated toxicity in laboratory animals including in rats, mice, and monkeys. In addition, various PFAS exposures have been associated with an increased risk of some adverse effects for human health.

Our statements are in line with:

- Current [conclusions by EPA](#)²⁸⁵: “There is evidence that exposure to PFAS can lead to adverse health outcomes in humans.”
- [Agency for Toxic Substances and Disease Registry \(ATSDR\)](#)²⁸⁶: “Research involving humans suggests that high levels of certain PFAS may lead to the following: Increased cholesterol levels, decreased vaccine response in children, changes in liver enzymes, increased risk of high blood pressure or pre-eclampsia in pregnant women, small decreases in infant birth weights, and increased risk of kidney or testicular cancer.”
- Others, including the American Association for the Advancement of Science (AAAS) (AAAS, 2021).

Inherent limitations of epidemiological studies make it challenging to clear the high evidentiary bar of demonstrated causality—especially when we still have a limited understanding of underlying biological mechanisms of PFAS in both laboratory animals and in humans. This does not mean that we should delay action when the weight-of-evidence points to a human health hazard.

Several authoritative bodies have evaluated the evidence streams from toxicological and epidemiological studies and concluded that the available evidence supports a hazard to humans:

- The C8 Science Panel concluded that six adverse health conditions/diseases (pregnancy-induced hypertension and preeclampsia, kidney cancer, testicular cancer, thyroid disease, ulcerative colitis, and high cholesterol) were “more probably than not based on the weight of the available scientific evidence” related to PFOA exposure.
- The National Toxicology Program classified PFOS and PFOA as presumed immune hazards to humans. In addition, many state and federal governments (including the Australian Government) have concluded that there is sufficient toxicological and epidemiological data to recommend protective limits on human exposure to a number of PFAS (See Table 73).
- The C8 Medical Panel [suggested certain health screenings](#)²⁸⁷ for the C8 study population, including blood tests for cholesterol, uric acid, thyroid hormones, and liver function.

²⁸⁵ <https://www.epa.gov/pfas/basic-information-pfas>

²⁸⁶ <https://www.atsdr.cdc.gov/pfas/health-effects/index.html>

²⁸⁷ <http://www.c-8medicalmonitoringprogram.com/>

- ATSDR developed interim clinical guidance, and conducted outreach to health care providers who serve patients with environmental and occupational exposure to PFAS. This guidance recommends standard medical screening for asymptomatic patients and established standards of care for symptomatic patients. This guidance is currently being reviewed by the National Academies of Science.

7.1.2 Primary health endpoints of concern

Issue 249: In Section 7.1.2 PFHxS is listed twice in the first sentence. [TRC]

Response: The extra listing was deleted.

7.1.1 Epidemiology

Issue 250: The description of C8 Science Panel findings should be accompanied by a review article, published by the C8 Science Panel members and their collaborators (Steenland et al., 2020). Excerpts from this review indicate that a number of C8 Panel findings are no longer supported or less supported by the evidence. [3M]

Response: The C8 study was a landmark scientific investigation into health effects associated with PFOA exposure in a large exposed community. We have added the following short description of the 2020 study to the C8 study summary.

“The C8 Science Panel and collaborators published updated scientific evidence in 2020. Compared to their 2012 findings, they acknowledged strengthening evidence for kidney cancer, impaired immune function (reduced response to vaccines), and altered liver enzymes. The authors acknowledged a modest weakening of evidence for thyroid disease and ulcerative colitis.”

We noted that the review by Steenland et al. (2020) “did not revisit the probable link decisions but re-states them.” The authors summarized their conclusions differently than the commenter: “Evidence supports an association between PFOA and kidney and testicular cancer... There is consistent evidence of a positive association between PFOA and cholesterol, but no evidence of an association with heart disease. There is evidence for an association with ulcerative colitis, but not for other auto-immune diseases. There is good evidence that PFOA is associated with immune response, but uneven evidence for an association with infectious disease. The evidence for an association between PFOA and thyroid and kidney disease is suggestive but uneven. There is evidence of an association with liver enzymes, but not with liver disease. Suggested reductions in birthweight may be due to reverse causality and/or confounding.”

7.1.2 Primary health endpoints of concern

Issue 251: The scientific assessments of PFAS conducted by ATSDR, EPA, and a number of U.S. states included in the CAP are flawed and don't represent the best available scientific evidence on these compounds. Additional information was provided to correct or supplement the assessments conducted by others. [3M]

Response: We believe we have presented a balanced but brief overview of the literature on PFAS and specific outcomes, including some of the uncertainties and limitations of this evidence. Although we did not cite every study or every point in the comment, we are familiar with these studies and do not think the additional detail would change our overall summary.

It is beyond the scope of the PFAS CAP to respond to technical comments submitted to other federal and state governments regarding their scientific evaluations of PFAS. These agencies have responded to these comments before finalizing their assessments. ATSDR recently finalized their 2018 PFAS Assessment. EPA has finalized assessments of PFOA, PFOS, and PFBS. The European Food Safety Authority (EFSA) had adopted their assessment of PFOS, PFOA, PFHxS, and perfluorononanoic acid (PFNA). The CAP health summary follows our normal practice of relying on better resourced science teams at federal and state agencies to help us summarize the hazards of PFAS.

Issue 252: A commenter agreed with our discussion of uncertainties of extrapolating from animal research when assessing PFAS hazard to humans. [Alliance for Telomer Chemistry Stewardship]

Response: Thank you for your comment.

7.2 PFAS Exposure in people

7.2.1 Trends and demographics of PFAA exposure

Issue 253: A paper by Waterfield et al. (2020) should be added to the Reproductive toxicity summary. [Public Health – Seattle & King County]

Response: We described the evidence for reduced birth weight under developmental toxicity rather than reproductive toxicity. Rather than review every individual study, we chose to summarize the literature on this outcome by highlighting meta-analyses. Waterfield et al. (2020) supports evidence already discussed regarding slightly lower birth weights.

Issue 254: The reference to “thousands of individual PFAS” is incorrect; the number of PFAS in commerce is likely to be in the hundreds. A typographical error was reported in PFOA half-life. [Alliance for Telomer Chemistry Stewardship]

Response: The reference to thousands of individual PFAS includes commercial PFAS, and the PFAS that form from them in the environment. This includes intermediate and final degradation products (see [Appendix 1: Chemistry](#)).

We corrected the typographical error in the PFOA half-life. It should have read 2.3 – 3.9 years.

Issue 255: Impacts to indigenous populations should be considered in the CAP. The CAP should include guidance appropriate to tribes and rural small communities on whether PFAS

monitoring of their drinking water systems or private wells is warranted. Washington should develop and implement risk communication strategies specifically for informing tribal communities of potential health risks from all types of PFAS contamination or PFAS-containing media in household goods and natural resources. [National Tribal Water Council]

Response: Thank you for your input. Health will reach out to tribes through our government to government consultation process before issuing any fish consumption advice.

The CAP is not issuing recommendations about who should test their drinking water for PFAS. Most Group A water systems would be required to test for PFAS under a rule being considered by the State Board of Health. If that occurs, and PFAS are detected in a water supply, Health will work with nearby tribes and local government to notify others who may have impacted drinking water supplies. This would include smaller systems and private wells.

Health has invited Tribes (through EPA Region 10) to be included in subsidized PFAS water testing in advance of the rule adoption. As we receive testing data associated with PFAS contamination in our state, we will be working with the tribes to inform them of potential risks and, upon their request, provide further assistance and guidance.

Issue 256: Information on air, water, food and land concentrations of PFAS and other chemicals in various locales in the state should be provided. The main sources of PFAS should be identified. [Bein]

Response: We have summarized the data we have on environmental occurrence of PFAS in [Appendix 5: Environmental Occurrence](#) and the data on PFAS in drinking water in Figure 46 in this CAP. PFAS may be encountered in food, water, land, or air (See [Section 7.3](#) for more details). We have summarized what we know of the sources of PFAS in [Appendix 3: Sources and Uses](#).

Issue 257: Various grammatical errors and typos were identified in section 7.2.1 through 7.2.2. [TRC]

- At Section 7.2.1, the date of domestic production of PFAS (2000) should be corrected.
- At Section 7.2.1, there is a duplicate reference to Figure 40.
- The first sentence of Section 7.2.1 should include perfluorodecanoic acid (PFDA) in the list of the top PFAA measured in human serum.
- An extra parenthesis and a typographical error were identified in Section 7.2.2.

Response: Thank you for these edits. Revisions were made as noted by the comments.

Issue 258: The state should consider declining serum levels of phased out PFAS before determining whether and how to move forward. Washington must present a full and accurate picture of the state of the science, use, and exposure potential for each PFAS it considers regulating. [3M]

Response: The decline in U.S. serum levels of four PFAS are shown following manufacturing phase-outs in Figure 41 in this CAP. We agree that phase-outs were effective in reducing non-specific exposures to these PFAS in the general U.S. population.

Unfortunately, historic use of these compounds persists in the Washington environment and appears to be the source of drinking water contamination in at least five areas of our state. At one site in Spokane County, residents of the City of Airway Heights who participated in an [Exposure Assessment study](#)²⁸⁸ continue to show much higher serum levels of PFOS and PFHxS compared to the general population, even two years after the drinking water exposure ceased. Legacy contamination persists, and will continue to require state attention long after PFAS are phased out from use.

7.2.2 Populations with elevated PFAS exposure

Issue 259: Educational outreach about PFAS health risks and PFAS serum testing for forest and rangeland firefighters are recommended. [Friends of Toppenish Creek]

Response: Thank you for your suggestion. It is our understanding that PFAS firefighting foams are not typically employed to fight forest and rangeland fires. Rather, PFAS are used in specialty Class B foams, used to extinguish flammable liquids like gasoline. PFAS may be in firefighter turnout gear, where it serves a protective function. Our Legislature passed a law in 2018 (Chapter [70A.400](#)²⁸⁹ RCW) that requires vendors of firefighting gear to tell purchasers about the presence of PFAS in their equipment and any function it serves.

Issue 260: PFAS use in apparel is a source of occupational exposure for firefighters, apparel workers, military personnel, and healthcare workers. The comment identifies studies considering occupational exposures to PFAS. [Clean Production Action, Toxic Free Future]

Response: Thank you for this information. Some of this information is already discussed in the Draft CAP under 7.2.2. Occupational exposures, Manufacturing workers and those working with PFAS products. We incorporated new references.

Issue 261: All three communities (Pease Tradeport, NH and Airway Heights, WA) should be shown in Figure 44 and discussed in the text. [TRC]

Response: This inconsistency was corrected.

7.3. Sources and pathways for human exposure

Issue 262: There is an extra “at” in the first bullet at Section 7.3. [TRC]

Response: The text was corrected.

²⁸⁸ <https://www.atsdr.cdc.gov/pfas/communities/factsheet/Spokane-County-Community-Level-Results-Factsheet.html>

²⁸⁹ <https://app.leg.wa.gov/rcw/default.aspx?cite=70A.400&full=true>

7.3.1 Drinking Water

Issue 263: The CAP should include guidance appropriate to tribes and rural small communities on whether PFAS monitoring of their drinking water systems or private wells is warranted. [NWTC]

Response: If we detect PFAS contamination of drinking water supplies, we will inform and provide guidance to nearby water systems, local governments, and any tribal nations.

7.3.3 Consumer Products

Issue 264: PFAS-treated apparel is a source of exposure for adults and children. [Clean Production Action, Toxic Free Future]

The comment provides information regarding exposure of babies and children to PFAS as a result of mouthing PFAS-treated apparel, or eating food that has come into contact with bibs that may contain PFAS. Children can also be exposed when coming into contact with apparel to which aftermarket treatments have been applied, or by handling bottles that contain the treatment solutions.

Response: We added a short section on apparel to [Appendix 7: Health, Section 7.3.3, Apparel](#), describing consumer products and their potential for exposure. This is also covered in [Appendix 3: Sources and uses, Section 3.3 Consumer products](#).

7.4 Known areas of PFAS contamination in drinking water

Issue 265: Several commenters were confused by Figure 45 and the narrative describing it. Changes regarding Naval facilities were requested to the figure. [City of Vancouver, DON]

Response: This map represents what is known currently from several limited sampling efforts. We agree that it does not present a picture of true PFAS prevalence in Washington state drinking water. Comprehensive water testing will be needed to understand the scope of contamination in Washington. The figure (Figure 46 in this CAP) and the narrative describing the figure were revised for clarity and accuracy.

Issue 266: Information about PFAS sampling at the Yakima Firing Center was not included in the CAP. [Friends of Toppenish Creek]

Response: This facility is operated by Joint Base Lewis McChord. The Draft CAP mentioned that drinking water at the Yakima Training Center was tested for PFAS in 2016, and there were no detections (see [Appendix 7: Health, Section 7.4.4 Joint Base Lewis-McChord](#)). There is new information from Joint Base Lewis McChord on their site investigation at the Yakima Training Center.

PFAS were detected in perched groundwater near fire training areas at this site. More sampling is planned to determine whether it is in drinking water off base. We added this information to the map, and made it clear that PFAS has so far only been detected in groundwater monitoring wells, not drinking water wells.

7.4.1 City of Issaquah, 2015 – 2016

Issue 267: The CAP should identify the Lower Issaquah Valley aquifer and recognize the interests of Sammamish Plateau Water and Sewer District. [Sammamish Plateau Water and Sewer District, City of Redmond].

The District's test results do not exceed EPA's lifetime health advisory limit, but they do exceed Health's proposed SAL. Table 69 should incorporate information about Sammamish Plateau Water and Sewer District UCMR3 data follow-up and contamination in District wells located in the Lower Issaquah Valley Aquifer.

Response: Thank you for this updated information. We have clarified the description of PFAS contamination in the Lower Issaquah Valley Aquifer in [Section 7.4](#) and added Sammamish data to Table 69.

7.4.2 NAS Whidbey Island, 2016 – 2019

Issue 268: Corrections and updates were provided to text on pages 324 and 326. [DON]

Response: Thank you for these corrections, updates, and clarifications. They have been made in the CAP.

7.4.10 Washington state testing site summary

Issue 269: A footnote in Table 69 has repeated text. [TRC]

Response: The repeated text was removed.

Issue 270: Corrections were proposed for Table 69. [DON]

Response: These updates and corrections were made.

7.5 Public health advice

7.5.1 EPA health advice for PFOS and PFOA in drinking water

Issue 271: The CAP should note that the clearance of some PFAS in humans may be faster at higher exposures because a receptor-mediated re-absorption in the kidney may be saturable at high levels of exposure. A proper estimate of human clearance is necessary to correctly extrapolate Human Equivalent Dose (HED) and resulting toxicity values for humans from animal studies. [NCASI]

Response: Thank you for your comment. It is possible that faster elimination of certain PFAS occur following high occupational exposures. There are many other factors that appear to influence elimination rates including (ATSDR, 2021):

- Length of follow-up monitoring.
- Sex of studied population.
- The isomers profile of PFAS studied.

Elimination rates derived in studies of populations with low exposures may also be biased (overestimates of elimination half-life) by ongoing background exposures to PFAS (Bartell, 2012; Russell et al., 2015). Where possible, we have used clearance values derived from studies

of similar populations with similar environmental exposures. This issue is discussed in detail in [ATSDR's 2021 PFAS Tox Profile](#).²⁹⁰

7.5.2 Washington Department of Health advice for PFAAs in drinking water

Issue 272: The CAP should elaborate on how Health selected the five PFAS for SAL development. [TRC]

Response: Thank you for this suggestion. We have added the following sentence to that section: "Health also reviewed the evidence available to support health-based values for the most commonly reported PFAS in state drinking water supplies."

7.5.4 Washington state assessment and advice for PFAS contaminants in fish

Issue 273: Fish advisories have not yet been developed. [Cellarius]

Response: Health is collecting additional data in 2021 to help us finalize our health-based screening value and to investigate PFAS levels in alternate sources of dietary fish. Our advice to consumers should not discourage people from eating fish in general, and typically directs consumers to wiser choices of fish.

Issue 274: Concern was expressed about higher exposure to PFAS in indigenous populations from their higher consumption of wild foods, shellfish, and finfish. Request for further sampling of traditionally harvested foods. [National Tribal Water Council, Port Gamble S'Klallam Tribe]

Response: Washington State Department of Fish and Wildlife reported on reconnaissance PFAS testing of Puget Sound in fish and shellfish in Puget Sound (see [Appendix 5: Environmental Occurrence, Section 5.1.9 Marine Biota](#)). We will consider your recommendation for further sampling, including in traditionally harvested areas and seafood species of particular concern for Tribal communities. Health fish advisories do consider the higher rates of seafood consumption by Tribal communities.

7.5.5 International health guidance values

Issue 275: PFOS is erroneously listed twice in Section 7.5.6 (sic). [TRC]

Response: Thank you. This has been corrected.

²⁹⁰ <https://www.atsdr.cdc.gov/ToxProfiles/tp200-c3.pdf>

7.6 Data gaps and recommendations

7.6.1 Data gaps

Issue 276: Specific data gaps for the PFAS should be called out in the following sentence, especially for PFHxA. “Further toxicity testing on other PFAS that occur in drinking water and human serum (especially perfluoroheptanoic acid [PFHpA], perfluorohexanoic acid [PFHxA], perfluorobutanoic acid [PFBA], 6:2 fluorotelomer sulfonate [6:2 FTS], and PFDA).” [Alliance for Telomer Chemistry Stewardship]

Response: PFHxA has a considerable toxicology data set, but has data gaps in immune and thyroid endpoints. Also, few human observational studies have included PFHxA in investigations of potential health effects in people. Although PFHxA is not frequently detected in serum of the U.S. population in CDC surveys, it has been measured in other human tissues like lung tissue (Perez et al., 2013) and in breastmilk (Lee et al., 2018; Zheng et al., 2021) Accumulation of PFHxA in humans should be further investigated.

We did not have the space for this level of detail for each compound. We shortened this data gap to be more general: “Further toxicity testing on other PFAS that are detected in drinking water and in human biomonitoring.”

Supplement 1: Summary of Primary Health Concerns by PFAA

Issue 277: A typographical error was identified in Supplement 1, PFHxA summary. [Alliance for Telomer Chemistry Stewardship]

Response: We corrected one typographical error and added Anderson et al. (2019) to the summary of PFHxA in Supplement 1. The health-based value for chronic oral intake developed by the Michigan Science Advisory Workgroup (MI SAW) is correctly written as 83,000 nanogram per kilogram per day (ng/kg-day). The drinking water limit derived from this acceptable oral intake was 400,000 ppt, and is the basis of Michigan’s MCL for this compound.

Appendix 8: Biosolids

Issue 278: The CAP should address commercial products containing sewage-laden biosolids marketed for use in residential and commercial gardening and landscaping applications. This type of use exposes families and pets. Biosolids used in farms, forests and to amend other soils expose grazing wildlife through absorption into edible crops. [Olympic Environmental Council]

Response: It is inaccurate to state that composted material in Washington is “sewage-laden” or that “sewage wastes” are applied to farm, forest, and other soils. Biosolids are not “sewage laden.” [Appendix 8: Biosolids](#) clearly explains how biosolids, produced under controlled municipal wastewater treatment processes, are regulated at the state and federal level to permit safe agronomic application. There is no evidence in the scientific literature that land application rates in Washington have resulted in absorption into edible plant parts and uptake by grazing animals.

8.2 Federal and state regulations

Issue 279: In the second paragraph, the CAP should note that sewage sludge can be disposed via incineration, in addition to landfill. [City of Vancouver]

Response: Incineration of biosolids is energy intensive because biosolids are mostly water. Although allowable, only a small fraction of state biosolids can be incinerated due to facility limitations. The ash from incinerators is disposed of in a landfill. [Appendix 8: Biosolids, Section 8.2 Federal and state regulations](#) cites 2017 data indicating that 85 – 90% of biosolids generated in Washington are land applied, the remainder going to landfill.

8.3 Biosolids risk assessment: Rule development, national surveys, and National Research Council

Issue 280: The CAP should revisit its statement “that the increasing body of evidence demonstrates that the majority of compounds studied do not place human health at risk when biosolids are land applied on farmland (Clarke & Smith, 2011). [Friends of Toppenish Creek]

The paper Abstract states: “In particular, a number of 'emerging' organic contaminants (PFOS, PFOA, and polychlorinated alkane [PCA]) were identified for priority attention that are environmentally persistent and potentially toxic with unique chemical properties, or are present in large concentrations in sludge, that make it theoretically possible for them to enter human and ecological foodchains from biosolids-amended soil.”

Response: The Clarke/Smith paper also states that the study cautions “continued vigilance in assessing ‘emerging’ organic contaminants in sludge is necessary to support and ensure the long-term sustainability and security of the beneficial agricultural route for biosolids management.”

The purpose of this Chemical Action Plan is to do just that. We have proposed collecting data on biosolids and field sites to make a real-world assessment of PFAS in our biosolids along with land application effects on soils in Washington. The point being made here is that claims about emerging contaminants have arisen numerous times before, and it’s important to take an objective view. Risk is based on toxicity, concentration, and pathways of exposure, not the mere presence of a contaminant.

8.4 PFAS analysis methods for biosolids

Issue 281: The statement “This method uses a chemical oxidation pretreatment” should be revised to include “in order to drive precursors to their terminal end points and provide an estimate of the total PFAS mass present.” [TRC]

Response: The **objective** of the oxidative pretreatment is to drive all the precursors to their terminal endpoints. Our reading of the literature indicates that oxidative treatments vary and may have differing effectiveness in oxidizing all the precursors.

8.5 PFAS concentration and trends in biosolids

Issue 282: The CAP should present data from testing of biosolids from the Metropolitan King County, Renton facility included in the “National inventory of perfluoroalkyl substances in archived U.S. biosolids from the 2001 EPA National Sewage Sludge Survey” (Venkatesan & Halden, 2013), referenced in this section. The state could make the military pay for testing of sewage residuals at military bases such as Whidbey Island where the concerned citizen group in Coupeville reports that wastewater and biosolids are applied near Penn Cove oyster beds. [Cellarius]

Response: Regarding samples collected at the Wyandotte plant in Renton, it actually appears to be a WWTP in Michigan. The treatment plant in Wyandotte is called the Downriver Wastewater Treatment Facility. King County Natural Resource Division was contacted about this topic, and they have no PFAS data on King County biosolids.

While states and federal agencies can cooperatively work on obtaining data, the state of Washington cannot dictate that the federal government pay for analyses.

8.6 Literature review of biosolids land application effects

Issue 283: Provide the source for the data estimating Washington application of PFAS to cropland at 6.95 Megagram per hectare (Mg/ha). [Friends of Toppenish Creek]

Response: As stated in the text, the 6.95 Mg/ha is the mean rate of biosolids application in Washington state, not the rate of PFAS application via biosolids. The CAP identifies that this number was calculated based on “809 regulatory approvals for land application of biosolids for Alfalfa or grass hay, barley, canola, corn, hops, sunflowers, triticale, and wheat over the years 2010 – 2017, for which data are available.”

This average value is actually higher than what we typically approve, because there are a few lagoon cleanouts included. These lagoon biosolids had a significant amount of sand and silt (essentially inert material) with very low nutrient content. As such, these biosolids were applied at rates significantly higher than average, skewing the overall average application rate.

8.7 Factors influencing risk assessment of PFAS in Washington biosolids

8.7.1 PFAS Concentration data

Issue 284: At the end of the third paragraph, correct the typographical error referring to the “Northeast Biosolids Association”. [City of Vancouver]

Response: Ted Beecher coordinates research for The Northeast Biosolids and Residuals Association (NEBRA). The typographical error was corrected.

8.7.2 Modeling data

Issue 285: A review of models that could potentially be chosen to derive criteria for PFAS in land applied residuals has been prepared. It considers the strengths and weakness of these models relevant to the unique properties of PFAS in the environment and discusses the impact of decision making for input selection on the functionality of selected models. This review can be cited to in Section 8.7.2 as well as in the recommendations Section 8.9.2. [TRC, NCASI]

Response: The first steps to be taken are to fill in the data gaps as described in 8.9.1. This data is important in providing inputs to any selected model used to estimate fate and transport.

8.9 Data gaps and recommendations

8.9.2 Recommendations

Issue 286: The CAP should consider a moratorium on application of biosolids to farmland until more research is conclusive. Biosolid purveyors should inform farmers who receive biosolids of the risks for PFAS accumulation in their soils. [Friends of Toppenish Creek]

Response: We disagree that all biosolids land application activities should be halted until such time that research is ‘conclusive.’ We refer the commenter to [Section 8.9.2 Recommendations](#). An objective investigation evaluating Washington’s biosolids management should be made to obtain data upon which to make decisions regarding biosolids practices in Washington.

Issue 287: The CAP does not recommend a change to current biosolids regulation or management citing information gaps in the risks that PFAS in biosolids pose to human health and the environment. Applying biosolids at an agronomic rate as suggested in the CAP may limit the exposure of people to PFAS but it does not prevent it. [RE Sources]

Response: Given the fact that we know PFAS is used in a variety of consumer products to which people are exposed on a regular basis (carpeting and upholstery for example), and that even house dust contains measurable amounts of these chemicals, we do not agree that the statement “even small exposures can have dire health consequences” can be substantiated at this time.

The ubiquity of PFAS in breastmilk worldwide indicate that most of us are exposed to PFAS in low concentrations from a variety of media. These exposures have been going on for decades since these chemicals were initially manufactured in the 1940’s. In order to accurately assess risk from Washington’s program for managing biosolids, we need to evaluate biosolids produced in the state along with actual land application site evaluations.

As noted in the CAP, studies involving very high rates of application or spiked soil studies can produce results not seen when evaluating actual application rates and concentrations. It is important to reiterate that risk is based on toxicity, concentration, and pathways of exposure. There must be pathways of exposure for there to be risk to human health. There is no data that documents the concentrations of PFAS in Washington biosolids along with actual application rates that have resulted in the uptake of PFAS into edible plant parts.

Until we have such data, statements to the contrary are premature. This is not to suggest there is no uptake, but that we currently have no data to conclude one way or another. One of the purposes of the CAP is to set a path forward in obtaining accurate and representative data upon which to base management decisions.

Issue 288: We would like to see more testing at wastewater treatment plants to assess the amount of PFAS in the influent and effluent so that we have an idea of how much PFAS is in the biosolids. New permits should not be issued to biosolid facilities until there is empirical evidence that biosolids are not a source of PFAS or other toxic contamination. [RE Sources]

Response: Testing influent and effluent can be part of the picture, but appropriate sampling and analysis of biosolids using validated methods is the key to determining actual PFAS concentrations in biosolids. We can use data from influent and effluent to help inform mass balance calculations, but direct sampling and analysis of biosolids is needed to provide the specific data necessary to assess actual amounts of PFAS applied to the land. Such data is also what we need to use models that are accurately predictive of fate and transport.

The General Permit for Biosolids Management is due to be renewed in 2021. There will be a public comment period of 30 days when Ecology will be accepting input on the draft General Permit. There will be outreach to advertise the comment period.

Appendix 9: Regulations

9.1 Washington state laws and regulations

Issue 289: At Table 80, for laws and regulations where both Ecology and Health are identified, the CAP should clarify which agency has primacy in the event of conflicting requirements. [TRC]

Response: The listings of responsible agencies in Table 80 have been clarified to identify that Ecology is the lead agency implementing the law or regulation, and Health is consulted. The more detailed law and regulation descriptions in [Sections 9.1.1](#) and [9.1.2](#) of the CAP have also been edited to delineate the responsibility of each agency. For the most part, Ecology is the department that implements the laws, and consults with Health on specific issues identified in the laws or regulations. In practice, Ecology and Health work cooperatively to conduct activities under the laws and regulations, such as the preparation of this CAP.

9.1.2 Washington state rules

Issue 290: Ecology’s Publication 97-407 should be updated with references to EPA and Ecology methods under development for analyzing PFAS compounds in different media. The CAP should identify resources needed for such an update as well as to train local health jurisdiction staff on testing methods. [Public Health - Seattle & King County]

Response: The CAP cites Chapter [173-303](#)²⁹¹ WAC for designating PFAS wastes under the 100 ppm thresholds for HOCs. Ecology Chemical Test Methods for Designating Dangerous Waste (Publication 97-407), WAC [173-303-090](#)²⁹² and [173-303-100](#)²⁹³, addresses Test Methods for Determining Halogenated Organic Compounds, and PFAS as HOCs are included in the test methods for determining and designating persistent compounds in waste.

Ecology will explore ways to secure the resources necessary to train local health jurisdiction staff on testing methods.

9.2 Federal

9.2.1 Environmental Protection Agency

Issue 291: How would the CAP adapt to a federal designation of the family of PFAS as “hazardous substances” rather than the five PFAS identified for proposed State Action Levels and would this require expanded monitoring. [City of Redmond]

Response: To clarify, the Draft CAP identified SBOH activity to designate SALs for five PFAS under [Section 9.1.2](#), subsection Chapter 246-290 WAC, and then described the potential for EPA to consider designating PFOS and PFOA as hazardous substances under its 2019 PFAS Action Plan ([Section 9.2.1](#)). The Draft CAP also identified that “In January 2020, the House of Representatives passed the PFAS Action Act (H.R. 535, S. 638), omnibus PFAS legislation.” The Senate has not yet taken up companion legislation. The PFAS Action Act would require EPA to designate PFAS chemicals as hazardous substances under the Comprehensive Environmental Response, Compensation, and Liability Act (CERCLA) within one year of enactment of the legislation.” The PFAS Action Act of 2021 was also introduced and passed by the House of Representatives in July 2021 ([H.R. 2467](#)²⁹⁴). This legislation would similarly require EPA to designate PFAS chemicals as hazardous substances under CERCLA within one year of enactment of the legislation.

As discussed in the response to Issue 2, the CAP will not be revised after it has been issued. The SBOH consideration of SALs for drinking water is not related to or dependent on federal designation of PFAS (individually or as a group) as hazardous substances under CERCLA. Any such federal designation would not require additional monitoring under SBOH rules as currently proposed.

²⁹¹ <https://apps.leg.wa.gov/wAc/default.aspx?cite=173-303>

²⁹² <https://apps.leg.wa.gov/WAC/default.aspx?cite=173-303-090>

²⁹³ <https://apps.leg.wa.gov/WAC/default.aspx?cite=173-303-100>

²⁹⁴ <https://www.congress.gov/bill/117th-congress/house-bill/2467>

Issue 292: Additional information was provided regarding EPA's revision of its regulations in June 2020 subsequent to the addition of 172 PFAS substances to TRI reporting by virtue of the 2020 NDAA. [Alliance for Telomer Chemistry Stewardship]

The comment also identified an advance notice of proposed rulemaking issued in December 2019 (84 Federal Register (Fed. Reg.) 66369).

Response: The text at [Appendix 9: Regulations, Section 9.2.1 Environmental Protection Agency](#), regarding TRI reporting was updated to reflect the June 2020 EPA regulation revision. The December 2019 advanced notice of rulemaking (84 Fed Reg 6639) was withdrawn in March 2020 (EPA, 2020c).

Issue 293: Comments provided on SBOH's proposed SALs identified the voluntary phase-out of PFOA and PFOS starting in 2000 and largely complete by 2002. Since then EPA only allows the manufacture or import of PFOS and PFOS precursors under a few limited, highly technical uses where no alternatives are available. EPA has published data indicating that production and import of PFOA and PFOS have halted or dropped below Chemical Data Reporting Program reporting thresholds (85 Fed. Reg. at 14115). PFOS has not been reported to EPA as manufactured or imported into the United States since at least 2006. Many countries have also signed on to the Stockholm convention which now requires the elimination of PFOS in essentially all consumer and other goods originating in member countries. [3M]

Response: The comment addresses information submitted to SBOH as part of a rulemaking proceeding separate from the CAP. [Appendix 9: Regulations, Section 9.2.1 Environmental Protection Agency](#), describes EPA actions relative to voluntary phase-outs of PFOS and PFOA and subsequent review of other PFAS compounds under EPA's SNURs. [Appendix 1: Chemistry, Section 1.3.5 Trends in per-and polyfluorinated substance design](#), also acknowledges that production-related PFCA emissions were substantively eliminated in Japan, Western Europe and the U.S. by 2002.

[Appendix 3: Sources and Uses, Section 3.3.1 PFAS in children's products](#), reports data provided to Ecology under CSPA, indicating that regardless of U.S. phase-outs, PFOS and PFOA have been reported in products still being sold in Washington, though with decreasing reports over-time for this product category.

9.2.2 Food and Drug Administration

Issue 294: On July 31, 2020, FDA announced a voluntary agreement with manufacturers to phase out the distribution in commerce of several short-chain PFAS compounds for use in food packaging by the end of 2023. [Alliance for Telomer Chemistry Stewardship]

Response: [Appendix 9: Regulations, Section 9.2.2 Food and Drug Administration](#), was updated with this new information.

9.5 Data gaps and recommendations

9.5.2 Recommendations

Issue 295: Recommendation 4.2 should be revised to require PFAS testing of landfill leachate during landfill monitoring for limited purpose landfills (WAC [173-350-400](https://apps.leg.wa.gov/wac/default.aspx?cite=173-350-400)²⁹⁵) and inert waste landfills (WAC [173-350-410](https://apps.leg.wa.gov/wac/default.aspx?cite=173-350-410)²⁹⁶) in addition to Municipal Solid Waste Landfills (WAC [173-351](https://apps.leg.wa.gov/wac/default.aspx?cite=173-351)²⁹⁷). [Public Health - Seattle & King County]

Response: Ecology will look at the data from the landfill leachate study and other state and national studies and upon review will make whatever recommendations necessary for updates to the scope and applicability of the appropriate regulations. In the meantime, jurisdictional health departments already have the authority to require additional constituents be evaluated as circumstances and conditions warrant.

Appendix 10: Economic Analysis

10.1 Costs of recommended actions

Issue 296: Updated costs of activities to address PFAS contamination of drinking water were provided by the Sammamish Plateau Water and Sewer District and the U.S. Navy, to update subsection “Action 1.1 Identify funding for PFAS drinking water mitigation”. [Sammamish Plateau Water and Sewer District, City of Redmond, DON]

Response: The updated cost information provided by both the DON and the Sammamish Plateau Water and Sewer District was added to the [CAP at Section 10.1, Costs of recommended actions](#), as well as in the [PFAS Assessment Summary, Economic Analysis \(Appendix 10\)](#). See also Issue 42.

Issue 297: At subsection “Action 1.2 Technical Support for site characterization, source investigation, and mitigation at contamination sites”, the budget cited for investigation and remediation seems low. Several additional considerations are proposed. [Public Health - Seattle & King County]

The comments request the following considerations:

- More research should be pulled from other states that have more experience with groundwater remediation.
- Ecology should utilize best estimates, accounting for uncertainties in the data, to determine a value for the overall market share of PFAS, when performing the economic analysis to understand impacts of regulation and cleanup. This could help incentivize industry to provide more specific and reliable data for Ecology’s consideration of potential impacts.

²⁹⁵ <https://apps.leg.wa.gov/wac/default.aspx?cite=173-350-400>

²⁹⁶ <https://apps.leg.wa.gov/wac/default.aspx?cite=173-350-410>

²⁹⁷ <https://apps.leg.wa.gov/wac/default.aspx?cite=173-351&full=true>

- The economic evaluations should weight the costs of health and cultural impacts (accounting for uncertainties in data) more heavily than financial impacts on producers.

Response: The focus of the information in this section of the CAP is to identify the range of costs that could be incurred to respond to PFAS contamination. The section provides some examples of responses at more severely impacted sites with complex release histories (e.g., the City of Hoosick Falls, and statewide response in Minnesota) as well as sites impacted by AFFF releases. The conclusion drawn on this, and other cost data presented in the preceding section Action 1.1 Identify funding for PFAS drinking water mitigation, is that costs to respond to PFAS contamination of drinking water can be extensive and variable based on site-specific characteristics. Conducting additional research to document costs incurred in other states would not change this conclusion, nor Recommendations 1.1 and 1.2.

With respect to the cost of groundwater remediation, Washington has extensive experience in such activities, and our cost estimates are based on historical data from our state. We have identified that there are numerous uncertainties that can influence (i.e., increase upwards) remediation costs when it comes to PFAS. Although there is a lot of work to identify remediation methods (see new text added at [Section 4.5, Long term PFAS management](#), and the response to Issue 222), we have not identified any sites in other states where remediation has been completed and where the total cost of remediation is available.

We agree that having more comprehensive data on the use of PFAS in products and processes would improve the accuracy of economic analyses. As we discuss, this information is not transparent or known. We believe as we work with industry to identify their uses of PFAS and potential safer alternatives, our understanding of this data will improve.

The costs of health impacts are addressed in [Section 10.4, Costs from likely PFAS-related health conditions](#). While the CAP discusses identifiable costs where possible, it is not intended to be a benefit-cost analysis or other efficiency analysis. We did include discussion of benefits, as it gives readers more context for the types of harm resulting from PFAS, but no comparison or weighting is included in the CAP. Health and EJ impacts are part of formulating and implementing recommendations, regardless of whether comparison of quantitative or qualitative costs and benefits is required.

Issue 298: Several sources of costs from treatment activity have not been addressed in the CAP. These potential costs should be included when considering remediation activity under the CAP to more accurately assess the potential economic impact of this activity. [NCASI]

Comments identified the following areas where costs should be identified:

- Influent and effluent testing at POTWs.
- Treating municipal or industrial wastewaters to remove PFAS.
- Destroying or otherwise ultimately disposing of separated and concentrated PFAS waste streams generated as a result of drinking water treatment for PFAS.
- Pretreatment, which may be required for wastewaters in order for previously discussed treatment technologies that target PFAS (such as GAC, ion exchange, and

membrane processes) to be effective, and destruction of PFAS sorbed to treatment media after it has been separated from drinking water, which would also contribute to the overall cost of treating wastewater contaminated with PFAS.

- Managing landfill leachates to address PFAS contamination, including a cost study prepared for the New England Waste Services of Vermont Landfill.

Response:

- Recommendation 4.1 could result in Ecology considering whether monitoring of PFAS in influents and effluents of some or all WWTPs is needed. We have added this as an action for which a cost estimate was considered (see [Appendix 10: Economic Analysis, Section 10.1 Costs of recommended actions](#), Action 4.1). However, as indicated in the added information, a monitoring program would depend on the type of WWTP. We are therefore unable to estimate the cost that might be incurred based on WWTP, mode of operation, and frequency of monitoring.
- The commenter is correct that Section 10.1 did not address treatment costs because Recommendation 4.1, Evaluate PFAS in wastewater treatment, may only require that WWTP dischargers monitor their effluent based on the results of a sampling effort that Ecology would complete. The recommendation does not address any actions related to treatment of effluent from domestic or industrial WWTPs. The commenter agrees that at Section 10.1, Action 1.1 the Draft CAP did not provide total or statewide costs for drinking water mitigation on the basis of various elements of uncertainty, and that the CAP didn't consider costs of destroying or otherwise ultimately disposing of separated and concentrated PFAS waste streams. We have edited this section to reflect that disposal of concentrated PFAS waste streams introduced a cost element into a drinking water mitigation action.
- The commenter identified that at Section 10.1, the Draft CAP did not discuss costs associated with destruction of PFAS sorbed to treatment media after it has been separated from wastewater. Section 10.1 did not address these costs because Recommendation 4.1, Evaluate PFAS in wastewater treatment, may only require that WWTP dischargers monitor their effluent based on the results of a sampling effort that Ecology would complete. The recommendation does not address any actions related to treatment of effluent from domestic or industrial WWTPs. Therefore, an analysis of costs to treat effluent to remove PFAS, and subsequent treatment of media to which PFAS is sorbed, is not warranted.
- Finally, the commenter raises the issue that at Section 10.1, Action 4.2, the Draft CAP did not evaluate the cost of treating landfill leachate. This is because Recommendation 4.2 only focuses on "Considering additional monitoring requirements for landfills to test leachate" or "Potentially updating the rules

(Chapters [173-350](#)²⁹⁸ and [173-351](#)²⁹⁹ WAC) to require PFAS testing of leachate during landfill monitoring.” The recommendation does not seek for landfill operators to treat landfill leachate in order to remove PFAS. An assessment of the cost to implement landfill leachate treatment is therefore not needed at this time.

Note that while the recommendations are high-level, any implementation through regulatory change would be required to perform economic analyses around requirements that do not exist under the baseline. As the requirements and covered parties would be explicitly specified, these analyses would likely include more in-depth and specific analysis of the types of costs identified by the commenter.

Issue 299: When assessing the economic impact of replacing PFAS-containing carpeting with non-PFAS carpeting, Ecology should consider the increased durability provided by PFAS treatments. [Alliance for Telomer Chemistry Stewardship]

Response: The focus of the action (i.e. Recommendation 3.1) referred to in this comment is to reduce human exposure to PFAS in carpet and to PFAS in dust resulting from carpet wear. The economic analysis focuses specifically on the portion of the recommendation, which would implement a state agency purchasing preference policy for PFAS-free carpet, and estimates the difference in cost that might be incurred by the state.

Costs over time are a function of unit prices as well as frequency of purchases, so if PFAS treatment increases the durability of carpet, in that it does not need to be replaced as frequently, then PFAS-free alternatives would also put upward pressure on costs. As of April 2021, the Washington Department of Enterprise Services does not have a current flooring contract in place—a new flooring contract is expected to be issued for bid in mid-summer 2021. Information from Ecology staff involved in discussions surrounding specifications for the contract has confirmed that the contract would specify durability specifications consistent with industry standards (Simcich, 2021).

²⁹⁸ <https://apps.leg.wa.gov/wac/default.aspx?cite=173-350>

²⁹⁹ <https://apps.leg.wa.gov/wac/default.aspx?cite=173-351>

Supplement 1. List of Commenters

Agencies

- Cascade Water Alliance
- City of Redmond
- City of Renton
- City of Tacoma
- City of Vancouver
- Cowlitz County - Dept. of Public Works
- DON
- Eastside Fire and Rescue
- King County Environmental Health Services Division
- King County Solid Waste Division
- King County Wastewater Treatment Division
- Lakewood Water District
- Port of Seattle
- Public Health - Seattle & King County
- Sammamish Plateau Water
- Utilities and Transportation Commission
- Whidbey Island Water Systems Association

Organizations

- 3M
- Alliance for Telomer Chemistry Stewardship
- Arkema Inc.
- Association of Washington Business
- Clean Production Action
- Friends of Toppenish Creek
- Hazardous Waste Management Program
- National Council of Textile Organizations
- National Waste & Recycling Association
- NCASI
- Northwest Biosolids
- Olympic Environmental Council
- Performance Fluoropolymer Partnership
- PFAS Regulatory Coalition
- RE Sources
- Republic Services
- The Lands Council

- Toxic-Free Future on behalf of multiple organizations
- TRC
- Washington Association of Sewer & Water Districts
- Washington Refuse and Recycling Association
- Waste Connections
- Waste Management of Washington Inc.

Tribes and tribal organizations

- National Tribal Water Council
- Port Gamble S'Klallam Tribe

Individuals

- | | | |
|-----------------------|---------------------|-------------------|
| • Abigail Houghton | • Annapoorne | • Beth Brunton |
| • Adrienne Blackburn | • Colangelo | • Beth Call |
| • Aisha Farhoud | • Anne Hawkins | • Beth Russo |
| • Alexis Macdonald | • Anne Hepfer | • Bethany Temple |
| • Alfred Ferraris | • Anne Morgan | • Betsy Grimes |
| • Alissa Andersson | • Anthony Buch | • Betsy Teays |
| • Allison Ciancibelli | • April Love-King | • Betty Terrell |
| • Allison Fradkin | • Arlene Levy | • Bill Benjamin |
| • Alyce Fritch | • Arnold Strang | • Bill Sampson |
| • Amanda Dickinson | • Art Hanson | • Blanche Hill |
| • Amy Hitchens | • Asphodel Denning | • Bob Kutter |
| • Amy Kiba | • Audrey Adams | • Bob Rodgers |
| • Amy Mower | • B.A. McClintock | • Bonnie Newkirk |
| • Amy Platt | • Barb Drake | • Brandie Deal |
| • Amy Scott | • Barbara Anderson | • Brian Ferguson |
| • Anand Naik | • Barbara Blackwood | • Brian Reid |
| • Andrea Gruszecki | • Barbara Davidson | • Brie Gyncild |
| • Andrea Speed | • Barbara Gregory | • Brock Smith |
| • Andrew Rosenthal | • Barbara Ierulli | • Bronwen Evans |
| • Angela Kelly | • Barbara | • Brooke Lucy |
| • Angeline Johnson | • Rosenkotter | • Bruce McGlenn |
| • Angie Dixon | • Barbara Sim | • Candace LaPorte |
| • Anita Shelton | • Barbara Wight | • Carla Montante |
| • Ann Dawson | • Barbara Wills | • Carol Ellis |
| • Ann Smith | • Barret Carpenter | • Carol Fillman |
| • Anna Booth | • Behnoosh Armani | • Carol Meyer |
| • Anna Dyer | • Ben Moore | • Carol Price |
| • Anna Johnson | • Ben Rall | • Carole Burger |

- Carole H
- Caroline Bowdish
- Carolyn Akinbami
- Carolyn Treadway
- Carolyn Yabui
- Carrie Heron
- Catherine Lee
- Catherine Ruha
- Cathleen Burns
- Cathleen Lindsay
- Cathy Erntson
- Celeste Maris
- Chad Evans
- Chandra Capobianco
- Charlene Bender
- Charles R Myrick
- Charlotte Wells
- Chelsea Norvell
- Cherie Holman
- Cheryl Biale
- Chris Covert Bowlds
- Chris Guillory
- Chris Hellstern
- Chris Landback
- Chris Stay
- Christie Hedman
- Christina Manetti
- Christopher Rossi
- Cigdem Capan
- Claudio Parazzoli
- Clayton Hamill
- Clayton Jones
- Coleman Byrnes
- Colleen Curtis
- Connie Harder
- Cornelia Teed
- Craig Swanson
- Cynthia Lachance
- Cynthia Zimmermann
- D Anderson
- D Smith
- D Valdez
- Dan Schneider
- Dan Snyder
- Daniel Henling
- Darla Austerman
- Darlene Hernandez
- Darlene St Martin
- Dave Baine
- Dave Pierot
- David Arntson
- David Cosman
- David Neevel
- David Newman
- David Nowlis
- David Stetler
- David Winiecki
- Debbi Pratt
- Debbie Mahder
- Debbie Ramos
- Debbie Spear
- Debbie Thorn
- Debby Felnagle
- Deborah Bancroft
- Deborah Bisenius
- Deborah Cruz
- Deborah Kaye
- Deborah Parker
- Deirdre Gabbay
- Delorse Lovelady
- Den Mark Wichar
- Den Wichar
- Dena Fantle
- Denee Scribner
- Denise Bunge
- Denise Lytle
- Denise McGregor
- Denni Carcelli
- Dennis Bahr
- Dennis Mace
- Derek Benedict
- Derek Gendvil
- Desiree Nagyfy
- Diana Johnson
- Diane Bisset
- Diane Horn
- Diane Marks
- Dinah Dubble
- Dolly Sutherland
- Dolores Pino
- Don Gargas
- Don Williams
- Don Worley
- Donald Barrie
- Donald Graham
- Donald Greenberg
- Donald Wilson
- Donna Glaser
- Donna Scott
- Doris Cellarius
- Dorothy Hall
- Dorothy Jordan
- Dorothy Wendler
- Dr Demian
- Dre Say
- Duane Johnson
- E Ellis
- Earl McCarter
- Edie Jorgensen
- Edith Kusnidc
- Edward Kaeufer
- Eizabeth Guss
- Elaine Hickman
- Elena Rumiantseva

- Elisabeth Heath
- Elizabeth Burton
- Elizabeth Ellis
- Elizabeth Hansen
- Elizabeth Johnson
- Elizabeth Nedeff
- Elizabeth Watson
- Ellen Kritzman
- Ellen Madsen
- Emily Happy
- Emily Van Alyne
- Enid Cox
- Eric Dolph
- Eric Zimdars
- Erik LaRue
- Esther Kronenberg
- Eugenia Sostrich
- Eva Coombs
- Eva Demetro
- Eve McClure
- Evelyn Bittner
- Evelyn Lemoine
- Evita Krislok
- F T
- Fanette Stewart
- Fay Payton
- Felicity Devlin
- Felipe Morales
- Felix Lee
- Florie Rothenberg
- Forest Shomer
- France Morrow
- Frances Blair
- Francesca Favorini-Csorba
- Francie Rutherford
- Fred Karlson
- Fred Thaller
- Gail Atkins
- Garrett Newkirk
- Gary Brill
- Gayla Shoemake
- Gayle Austin
- Gelsey Lluberes
- Gena DiLabio
- Geoffrey Richards
- George Keefe
- George Waldref
- Geri Eekhoff
- Giles Sydnor
- Gill Fahrenwald
- Glen Anderson
- Glenn Franko
- Gloria McClintoch
- Gloria Skouge
- Goldie Silverman
- Grace Huang
- Graham Lang
- Greg Espe
- Greg Goodwin
- Gregory Penchoen
- Gretchen Lee
- Gretchen Metz
- Heather Davidson
- Heather Grube
- Heather Kreeck
- Heather Murawski
- Heidi Colkitt
- Heidi Sanborn
- Heidi Stephens
- Helen Sargeant
- Henry Bernard
- Holly Hallman
- Howard Harrison
- Ingrid Mager
- J Christensen
- J H
- J Kelly
- J S
- Jackie Easley
- Jacob Schmidt
- Jae Geller
- James Bates
- James Cavallaro
- James Chumbley
- James Cook
- James Feit
- James Hipp
- JAMES
MOTHERSBAUGH
- James Mulcare
- James Rogers
- James Tandoo
- James
Wallrabenstein
- James Wiley
- James Williams
- Jamie Kitson
- Jamie Peltier
- Jan De Roos
- Jan Dove
- Jana Wiley
- Jane Ely
- Jane Spini
- Janelle Church
- Janet Farness
- Janet Hedgepath
- Janet Riordan
- Janet Wright
- Janet Wynne
- Janice Schuch
- Janice Tufte
- Janna Rolland
- Jared Howe
- Jasmine Ligenza-
posante
- Javier Ortiz

- Jayme Jonas
- Jayson Luu
- Jean Johnson
- Jean M. Avery
- Jean Pauley
- Jean Schwinberg
- Jeanie Bein
- Jeff Berner
- Jeff Green
- Jeffrey Kozma
- Jeffrey White
- Jen Bentzel
- Jen McGill
- Jen Mullen
- Jennifer Brodie
- Jennifer Calvert
- Jennifer Corrigan
- Jennifer Ernst
- Jennifer Ibach
- Jennifer Strauss
- Jennifer Westra
- Jenny Hayes
- Jeri Harris
- Jesse Gillman
- Jesse Mallory
- Jessica D'Amour
- Jessica Taylor
- Jill Feuerhelm
- Jill Meier
- Jim Cronin
- Jim Gayden
- Jim Minick
- Jim Mynar
- Jim Roberts
- Ji-Young Kim
- Jo Harvey
- Jo Payne
- Joan Nelson
- Joan Temple
- Joanna Stiehl
- Joanne Watchie
- Joe Mayo
- Joe Nichols
- Joel Flank
- John Birnel
- John Burrows
- John Dunn
- John Guros
- John Lambert
- John McGill
- John Mefford
- John Murphy
- John S
- John Thompson
- John Woll
- Jonah Griffith
- Jonathan Loeffler
- Jonathan Neufeld
- Jonathan Pasley
- Jordan Harshbarger
- Joy Vartanian
- Joyce Grajczyk
- Joyce Wilkerson
- Judi Robbins
- Judith Beaver
- Judith Desmarais
- Judith Hance
- Judith Nappe
- Judith Starbuck
- Judith Thierry
- Judy Avery
- Judy Tralnes
- Julia Hensley
- Julia Larsen
- Julia McLaughlin
- Julianne Martinson
- Julie Glover
- Julie Hungar
- Julie O'Donnell
- Julieann Palumbo
- Justas Vilgalys
- Justine Hickerson
- Kalama Reuter
- Karen Curry
- Karen Dahmer
- Karen Edwards
- Karen Flood
- Karen Fortier
- Karen Laughlin
- Karen Loeser
- Karen Stone
- Karen Weis
- Karla Taylor
- Karol Long
- Katherine Reed
- Kathleen Grimbly
- Kathleen Lee
- Kathleen Lowney
- Kathleen Steele
- Kathryn Lambros
- Kathryn Ryan
- Kathy Golic
- Kathy Kuyper
- Kathy Partida
- Kathy Schaeffer
- Kathy Wilmering
- Keith Cowan
- Kelley Coleman-Slack
- Kelli Turner
- Kerry Dearborn
- Kevin Clark
- Kevin Gallagher
- Kevin Hughes
- Kim Brandt
- Kim Lombardozzi
- Kim Mack

- Kim Peterson
- Kim Rice
- Kimberly Seater
- Kimberly Sims
- Kimberly Teraberry
- Kindy Kemp
- Kirk Heim
- Klaudia Englund
- Kristen Meston
- Kristi Weir
- Kristin deLancey
- Kristin Sykes-David
- Kristine Weafer
- Kym Harris
- Lakota Crystal
- Lanie Cox
- Lanny Shuman
- Lara Backman
- Lara Lorenz
- Larissa Ruiz
- Larry Fox
- Laura Clarson
- Laura Finkelstein
- Laura Paise
- Laura Ramon
- Laura Robinson
- Laura Zerr
- Lauren Mendez
- Lauren Sewell
- Laurie Cooper
- Laurie Dils
- Laurie Gogic
- Lawrence Magliola
- LeeAnne Beres
- Lemoine Radford
- Lendri Purcell
- Leon Robert
- Leonard Obert
- Lesley Morgan
- Lesley Wright
- Leslie Lowe
- Leslie Marshall
- Leta Rosetree
- Lin Provost
- Linda Carroll
- Linda Chapman
- Linda Curry
- Linda Gaines
- Linda Johnson
- Linda Lindsay
- Linda Wasserman
- Linda Wright
- Lisa Ceazan
- Lisa Ehle
- Lisa Kavaz
- Lisa Messinger
- Lisa Winters
- Liza Martin
- Lloyd Hedger
- Lord-Wood
Dominica
- Lori Gudmundson
- Lorie Haywood
- Lorraine Hartmann
- Lorraine Johnson
- Lucas Peiser
- Lucinda Brouwer
- Lucinda Wingard
- Lucy Ostrander
- Lynn Brevig
- Lynn Rabenstein
- Lynne Bannerman
- M Fritchie
- M Johnson
- Madelyn Hart
- Maja Persson
- Mana Iluna
- Manuel Vega
- Marcy Golde
- Margaret Eames
- Margaret Iuro
- Margaret Thomas
- Margaret Woll
- Margie Maddux
- Marguerite Winkel
- Mari Ellingsen
- Maria Gaspar
- Mariah Mitchell
- Marian Gillis
- Marian Karpoff
- Marian Wineman
- Mariana Castillo
- Marie Weis
- Marilyn Cornwell
- Marilyn Mills
- Marilyn Bernahl
- Marina Kuran
- Mark Arntson
- Mark Bradley
- Mark McIntire
- Mark Proa
- Mark Weiss
- Marla McCune
- Marquam Krantz
- Marsha Shaiman
- Marty Crowley
- Mary Bicknell
- Mary Cunningham
- Mary Cutrera
- Mary Ellen Smith
- Mary Emmons
- Mary Ferm
- Mary Gartmeier
- Mary Gear
- Mary Gibson
- Mary Hanson
- Mary Lou Dickerson

- Mary Michael
- Mary N
- Mary Onufer
- Mary Patrick
- Marylin Mayers
- Matt Brookhart
- Matthew Boguske
- Maureen Lang
- Maxwell Feldman
- Megan Hoerler
- Melanie Kenoyer
- Melinda Mehring
- Melissa Lound
- Melissa Rees
- Melissa Roberts
- Melodie Martin
- Menno Sennesael
- Meredith Shank
- Mia Heavyrunner
- Michael Betz
- Michael Czuczak
- Michael Jones
- Michael Leff
- Michael Pinc
- Michael Saunders
- Michael Symonds
- Michelle McRae
- Michelle Pavcovich
- Michelle Stepp
- Michelle Tirhi
- Michelle Trosper
- Mike Giese
- Mike Johnson
- Mike Stuart
- Mildred Templeton
- Millie Magner
- Miranda Marti
- Miranda Scalzo
- M'lou Christ
- Moira Landis
- Molly Jones
- Monica Maxa
- Monica Vasquez
- Morris Williams
- Mr Egtvedt
- Mrs Risser
- Mustafa Guroglu
- Nancy Ellingham
- Nancy Farrell
- Nancy Gleim
- Nancy Hh
- Nancy Lewis
- Nancy Phelps
- Nancy Snyder
- Nancy Uding
- Nancy Vandenberg
- Nancy White
- Nata Y
- Nathaniel Jungbluth
- Neil Rader
- Neil Umphred
- Nicholas Heyer
- Nick Engelfried
- Nina Mettler
- Noah Ehler
- Noel Allen
- Nora Nickum
- Norm Conrad
- Norm Frampton
- Norman Baker
- Oneida Arnold
- P. Elle
- P. P.
- Paige Kenney
- Pamela Clough
- Pamela Engler
- Pat Lagerway
- Pat Nordby
- Patrice Roberts
- Patricia Bryant
- Patricia Coffey
- Patricia Doran
- Patricia Page
- Patricia Safrin
- Patricia Wilson
- Patrick Barredo
- Patrick Conn
- Patrick Hickey
- Patrick McCormick
- Patti Brent
- Paul Bakke
- Paul Balle
- Paula Connelley
- Pauline Osborne
- Peggy Butler
- Peggy Leviton
- Peggy Willis
- Penelope Johansen
- Perry Bryant
- Pete Compton
- Pete Stoppani
- Peter Crowley
- Peter Ferre
- Peter Giono
- Peter Reagel
- Peto Gerth
- Phebe Schwartz
- Philip Chanen
- Philip Fischer
- Phillip Wood
- Phyllis Dolph
- Phyllis Farrell
- Polly Taylor
- Priscilla Martinez
- R McClain
- R Wood

- Rachel Haxtema
- Rachel Wilson
- Raemie Bruno
- Ralph Becker
- Ralph Myer
- Randall Potts
- Randy Guthrie
- Ranell Nystrom
- Rebecca Durr
- Rebecca Glass
- Rebecca McDonough
- Rebecca Nimmons
- Rebecca Szper
- Regina Ball
- Rein Attemann
- Rene Dubay
- Rene Ray
- Reuben Gelblum
- Richard Abraham
- Richard Frye
- Richard Johnson
- Richard Ress
- Richard Rutz
- Richard Schoonover
- Rick Eggerth
- Rick Hughes
- Rita Hogan
- Robert Brown
- Robert Corpus
- Robert Jensen
- Robert Meyer
- Robert Stephenson
- Robert Young
- Ron Baer
- Ron DiGiacomo
- Ron Kaufman
- Ronald Reagan
- Roni Patterson
- Ronlyn Schwartz
- Rose Rohrer
- Rosemary Blakemore
- Rosemary Sikes
- Ruth Falcon
- Ruth Mulligan
- Ruth Weedman
- Ryan Bollman
- Ryan Swanson
- Sally Burke
- Sally Schreder
- Sally Stroud
- Sandra Brouillette-Jobe
- Sandra Ciske
- Sandra Grace
- Sandra Thomas
- Sandy Covich
- Sara Bhakti
- Sara Burgess
- Sara Davis
- Sarah Bauman
- Sarah Brouwer
- Sarah Samnick
- Sarah Schmidt
- Scott Bishop
- Scott Fortman
- Selim Uzuner
- SF Brown
- Shannon Markley
- Shannon Svensson
- Sharon Anderson
- Sharon Cox
- Sharon Kenyon
- Shary B
- Shauna Boyd
- Shelley Simcox
- Shelly Ackerman
- Shemayim Elohim
- Sierra Sanchez
- Sigrid Salo
- Silvia DeLosSantos
- Stacey Anderson
- Stacia Haley
- Stacie Hartman
- Stephanie Chlebowski
- Stephanie Colony
- Stephanie Lecovin
- Stephanie Peace
- Stephanie Stohler
- Stephanie Trasoff
- Stephen Bailey
- Stephen Swanson
- Steve Hansen
- Steve Uyenishi
- Steve V
- Steve Wilson
- Steven Hansen
- Steven Reeves
- Steven Thomason
- Steven Woolpert
- Sue Jarrard
- Sue Stoeckel
- Supportive Services
- Susan and Peter Risser
- Susan Betourne
- Susan Hampel
- Susan Hass
- Susan Kane
- Susan MacDonald
- Susan MacGregor
- Susan Ramsauer
- Susan Ratner
- Susan Shouse

- Susan Vogt
- Susan Vossler
- Susan Waters
- Susan Wilson
- Susanne Weil
- Suzanne Nevins
- T Thompson
- Tamara Saarinen
- Tanya Lasuk
- Ted Brookes
- Teresa Allen
- Teri Wright
- Terri Dundas
- Terri Stromberg
- Terry Nightingale
- Terry Teigen
- Theresa Espana
- Theresa Skager
- Therese Cushing
- Thomas Brady
- Thomas Libbey
- Tiffany Dodge
- Tika Bordelon
- Tina Bartlett
- Toby Smith
- Tom Borst
- Tom Craighead
- Tom Devine
- Toniann Reading
- Tosha Mayo
- Tracy Wang
- Tracy Weldon
- Trudy Cordes
- Tyler Otto
- Vana Spear
- Vanassa Lundheim
- Vanessa Jamison
- Vicki Elledge
- Vickie Woo
- Victoria Poling
- Victoria Urias
- Vincent Duffy
- Virgene Link-New
- Virginia Davis
- Vivian Bartlett
- Vivienne
Bembridge
- Wally Bubelis
- Walther Soeldner
- Wanda Unger
- Wayne Ude
- Wendy Kraus
- Whitney Fish
- Will Silva
- William Brogan
- William Brooks
- William Golding
- William Hoffer
- William
Sneiderwine
- William Treacy
- Yonit Yogev

References

- Ali, A.M., Langberg, H.A. Hale, S.E., Kallenborn, R., Hartz, W.F., Mortensen, Å, K., Ciesielski, T.M., McDonough, C.A., Jenssen, B.M., & Breedveld, G.D. (2021). *Environmental Science: Processes & Impacts*, 23, 588-604. <https://doi.org/10.1039/DOEM00510J>
- American Association for the Advancement of Science (AAAS). (2021). Center for Scientific Evidence in Public Issues. Addressing Per- and Polyfluoroalkyl Substances (PFAS) in Drinking Water: Guides for Local and State Leaders. January 2021. Retrieved from <https://www.aaas.org/sites/default/files/2021-01/AAAS%20EPI%20Center%20PFAS%20Guides.pdf>
- Anderson, J.K., Luz, A.L., Goodrum, P., & Durda, J. (2019). Perfluorohexanoic acid toxicity, part II: Application of human health toxicity value for risk characterization. *Regulatory Toxicology and Pharmacology*, 103, 10-20. <https://doi.org/10.1016/j.yrtph.2019.01.020>.
- Anthesis Consulting Group. (2018). Toxics in Carpets in the European Union. March 2018. Retrieved from https://circulareconomy.europa.eu/platform/sites/default/files/knowledge_-_toxics_in_carpets_eu_review_anthesis_final_study.pdf
- Association of State and Territorial Health Officials (ASTHO). (2021). PFAS Risk Communications Hub. Retrieved April 30, 2021 from <https://astho.org/PFAS/>
- Bartell, S. (2012). Bias in half-life estimates using log concentration regression in the presence of background exposures, and potential solutions. *Journal of Exposure Science and Environmental Epidemiology*, 22, 299–303. <https://doi.org/10.1038/jes.2012.2>
- Blaine, A. C., Rich, C. D., Hundal, L. S., Lau, C., Mills, M. A., Harris, K. M., & Higgins, C. P. (2013). Uptake of Perfluoroalkyl Acids into Edible Crops via Land Applied Biosolids: Field and Greenhouse Studies. *Environmental Science & Technology*, 47, 14062–14069. <https://doi.org/10.1021/es403094q>
- Buck, R. C., Franklin, J., Berger, U., Conder, J. M., Cousins, I. T., de Voegt, P., Jensen, A. A., Kannan, K., Mabury, S. A., & van Leeuwen, S. P. (2011). Perfluoroalkyl and polyfluoroalkyl substances in the environment: Terminology, classification, and origins. *Integrated Environmental Assessment and Management*, 7, 513–541. <https://doi.org/10.1002/ieam.258>
- Buck, R. C., Korzeniowski, S.H., Laganis, E., & Adamsky, F. (2021). Identification and Classification of Commercially Relevant Per-and Poly-fluoroalkyl Substances (PFAS). Manuscript Final. *Integrated Environmental Assessment and Management*. <https://doi.org/10.1002/ieam.4450>
- California Carpet Stewardship Program. (2020). Recycled Carpet-Derived Products. December 2020. Retrieved from https://carpetrecovery.org/wp-content/uploads/2020/12/CARE_MrkDev_PCC_Dec2020_fnl.pdf
- Chapter 19.405 RCW: Washington Clean Energy Transformation Act

Chapter 70A.222 RCW: Packages Containing Metals and Toxic Chemicals

Chapter 70A.350 RCW: Pollution Prevention for Healthy People and Puget Sound Act

Chapter 70A.400 RCW: Firefighting Agents and Equipment—Toxic Chemical Use

Chapter 70A.430 RCW: Children’s Safe Products

Chapter 82.21 RCW: Hazardous Substance Tax – Model Toxics Control Act

Chapter 173-303 WAC: Dangerous Waste Regulations

Chapter 173-333 WAC: Persistent Bioaccumulative Toxins.

Chapter 173-334 WAC: Children’s Safe Products Reporting Rule

Chapter 173-350 WAC: Solid Waste Handling Standards

Chapter 173-351 WAC: Criteria for Municipal Solid Waste Landfills

Chapter 246-290 WAC: Group A Public Water Supplies Rule

Choi, Y. J., Kim Lazcano, R., Yousefi, P., Trim, H., & Lee, L. S. (2019). Perfluoroalkyl Acid Characterization in U.S. Municipal Organic Solid Waste Composts. *Environmental Science & Technology Letters*, 6, 372–377. <https://doi.org/10.1021/acs.estlett.9b00280>

Clarke, B. O., & Smith, S. R. (2011). Review of ‘emerging’ organic contaminants in biosolids and assessment of international research priorities for the agricultural use of biosolids. *Environment International*, 37, 226–247. <https://doi.org/10.1016/j.envint.2010.06.004>

Compost Manufacturing Alliance. (2020). Compost Manufacturing Alliance-(PSA 1)- Profile submittal addendum related to fluorinated chemicals. Retrieved from <https://compostmanufacturingalliance.com/wp-content/uploads/2020/06/fluorinated-chemicals-2020.pdf>

Compost Manufacturing Alliance. (2021). Testing your Products. What is Field Testing?. Retrieved May 20, 2021 from <https://compostmanufacturingalliance.com/cma-field-testing/>

Conder, J. M., Arblaster, J., Larson, E., Brown, J., & Higgins, C. (2020). Guidance for Assessing the Ecological Risks of PFASs to Threatened and Endangered Species at Aqueous Film Forming Foam-Impacted Sites. SERDP Project ER18-1614. *Strategic Environmental Research and Development Program (SERDP)*. Retrieved from <https://www.serdp-estcp.org/Program-Areas/Environmental-Restoration/ER18-1614>

Conder, J. M., Hoke, R. A., Wolf, W. de, Russell, M. H., & Buck, R. C. (2008). Are PFCAs Bioaccumulative? A Critical Review and Comparison with Regulatory Criteria and Persistent Lipophilic Compounds. *Environmental Science & Technology*, 42, 995–1003. <https://doi.org/10.1021/es070895g>

Cory. D. (2021a). Email from Devon Cory, WSDOT, to Irina Makarow, Ecology. Re: Class-B firefighting foam? May 11, 2021. Available at https://www.ezview.wa.gov/Portals/_1962/Documents/PFAS/PFAS_CAP_PersonalCommunication_References.pdf

- Cory, D. (2021b). Email from Devon Cory, WSDOT, to Irina Makarow, Ecology. Re: Class-B firefighting foam? May 17, 2021. Available at https://www.ezview.wa.gov/Portals/_1962/Documents/PFAS/PFAS_CAP_PersonalCommunication_References.pdf
- Cousins, I.T., DeWitt, J.C., Glüge, J., Goldenman, G., Herzke, D., Lohmann, R., Ng, C.A., Scheringer, M., & Wang, Z. (2020). The high persistence of PFAS is sufficient for their management as a chemical class. *Environmental Science: Processes & Impacts*, 12, 2307-2312. <https://doi.org/10.1039/D0EM00355G>
- Department of Defense (DOD). (2017). DOD Quality Systems Manual Version 5.1 DOE Quality Systems for Analytical Services Version 3.1. Retrieved from <https://cswab.org/wp-content/uploads/2018/03/DOD-DOE-Quality-Systems-Manual-5.1-includes-PFAS-Testing-Jan-2017.pdf>
- Divine, C., Zodrow, J., Frenchmeyer, M., Dally, K., Osborn, E., & Anderson, P. (2020). Approach for Assessing PFAS Risk to Threatened and Endangered Species. SERDP Project ER18-1653. *Strategic Environmental Research and Development Program (SERDP)*. Retrieved from <https://www.serdp-estcp.org/Program-Areas/Environmental-Restoration/ER18-1653>
- Environmental Research Institute of the States. (2021). PFAS Risk Communications Hub. Retrieved April 30, 2021 from <https://www.eristates.org/projects/pfas-risk-communications-hub/>
- Environmental Justice Task Force. (2020). Report to the Washington State Governor and Legislature. Recommendations for Prioritizing EJ in Washington State Government. Fall 2020. Retrieved from [https://healthequity.wa.gov/Portals/9/Doc/Publications/Reports/EJTF%20Report_FINAL\(1\).pdf](https://healthequity.wa.gov/Portals/9/Doc/Publications/Reports/EJTF%20Report_FINAL(1).pdf)
- Fanning, L. (2021). Email from Lee Fanning, WSDOT, to Irina Makarow, Ecology. Re: WSDOT use of AFFF foam/substitute for training /testing in tunnels. April 27, 2021. Available at https://www.ezview.wa.gov/Portals/_1962/Documents/PFAS/PFAS_CAP_PersonalCommunication_References.pdf
- Gewurtz, S. B., Bhavsar, S. P., Crozier, P. W., Diamond, M. L., Helm, P. A., Marvin, C. H., & Reiner, E. J. (2009). Perfluoroalkyl Contaminants in Window Film: Indoor/Outdoor, Urban/Rural, and Winter/Summer Contamination and Assessment of Carpet as a Possible Source. *Environmental Science & Technology*, 43, 7317–7323. <https://doi.org/10.1021/es9002718>
- Glüge, J., Scheringer, M., Cousins, I.T., Dewitt, J. C., Goldenman, G., Herzke, D., Lohmann, R., Ng, C.A., Trier, X., and Wang, Z. (2020). An overview of the uses of per- and polyfluoroalkyl substances (PFAS). *Environmental Science: Processes and Impacts*, 22, 2345-2373. <https://doi.org/10.1039/D0EM00291G>
- Grandjean, P., Timmermann, C., Kruse, M., Nielsen, F., Vinholt, P. J., Boding, L., Heilmann, C., & Mølbak, K. (2020). Severity of COVID-19 at elevated exposure to perfluorinated alkylates. *PLoS one*, 15(12), e0244815. <https://doi.org/10.1371/journal.pone.0244815>

- Healthy Building Network. (2017). Eliminating Toxics in Carpet: Lessons for the future of recycling. October 2017. Retrieved from <https://s3.amazonaws.com/hbnweb.prod/uploads/files/eliminating-toxics-in-carpet-lessons-for-the-future-of-recycling.pdf>
- Inslee, J. (2020). Proclamation by the Governor Amending Proclamation 20-25. 20-28. Open Public Meeting Act and Public Records Act. March 24, 2020. Retrieved from <https://www.governor.wa.gov/sites/default/files/proclamations/20-28%20-%20COVID-19%20Open%20Govt%20Laws%20Waivers%20%28tmp%291.pdf>
- Inslee, J. (2021). Proclamation by the Governor Amending and Extending Proclamations 20-05 and 20-28, et seq. 20-28.15 Open Public Meetings Act and Public Records Act Proclamations. January 19, 2021. Retrieved from https://www.governor.wa.gov/sites/default/files/proclamations/proc_20-28.15.pdf
- Interstate Technology & Regulatory Council. (2021). Risk Communication Toolkit. Retrieved April 30, 2021 from <https://rct-1.itrcweb.org/>
- Kim, S.-K., & Kannan, K. (2007). Perfluorinated Acids in Air, Rain, Snow, Surface Runoff, and Lakes: Relative Importance of Pathways to Contamination of Urban Lakes. *Environmental Science & Technology*, 41, 8328–8334. <https://doi.org/10.1021/es072107t>
- Kwiatkowski, C.F., Andrews, D.Q., Birnbaum, L.S., Bruton, T.A., DeWitt, J.C., Knappe, D.R.U., Maffini, M.V., Miller, M.F., Pelch, K.E., Reade, A., Soehl, A., Trier, X., Venier, M., Wagner, C.C., Wang, Z., & Blum, A. (2020). Scientific basis for managing PFAS as a chemical class. *Environmental Science & Technology Letters*, 7, (8), 532-543. DOI: 10.1021/acs.estlett.0c00255
- Lee, S., Kim, S., Park, J., Kim, H. J., Choi, G., Choi, S., Kim, S., Kim, S. Y., Kim, S., Choi, K., & Moon, H. B. (2018). Perfluoroalkyl substances (PFASs) in breast milk from Korea: Time-course trends, influencing factors, and infant exposure. *The Science of the total environment*, 612, 286–292. <https://doi.org/10.1016/j.scitotenv.2017.08.094>
- Lohmann, R., Cousins, I.T., DeWitt, J.C., Glüge, J., Goldenmann, G., Herzke, D., Lindstrom, A.B., Miller, M.F., Ng, C.A., Patton, S., Scheringer, M., Trier, X., & Wang, Z. (2020). Are Fluoropolymers Really of Low Concern for Human and Environmental Health and Separate from Other PFAS? *Environmental Science & Technology Letters*, 54, 20, 12820–12828. <https://doi.org/10.1021/acs.est.0c03244>
- Ma., J., Zhu, H, & Kannan, K. (2020) Fecal excretion of perfluorolkyo and polyfluoroalkyl substances in pets from New York State, United States. *Environmental Science & Technology Letters* 2020, 7, 135-142. <https://doi.org/10.1021/acs.estlett.9b00786>
- Makarow, I. (2020a). Email from Irina Makarow, Ecology, to Rory O’Rourke, King County. Re: PFAS CAP Comment Period Extension Request for King County Comments. November 16, 2020. Available at https://www.ezview.wa.gov/Portals/_1962/Documents/PFAS/PFAS_CAP_PersonalCommunication_References.pdf

- Makarow, I. (2020b). Email from Irina Makarow, Ecology, to Shirlee Tan, King County. Re: PFAS CAP. December 28, 2020. Available at https://www.ezview.wa.gov/Portals/_1962/Documents/PFAS/PFAS_CAP_PersonalCommunication_References.pdf
- Makarow, I. (2021). Letter to Darrel K. Smith, National Waste & Recycling Association. January 25, 2021. Available at https://www.ezview.wa.gov/Portals/_1962/Documents/PFAS/PFAS_CAP_PersonalCommunication_References.pdf
- Nian, M., Luo, K., Luo, F., Aimuzi, R., Huo, X., Chen, Q., Tian, Y., & Zhang, J. (2020). Association between Prenatal Exposure to PFAS and Fetal Sex Hormones: Are the Short-Chain PFAS Safer? *Environmental Science & Technology*, 54, 8291–8299. <https://doi.org/10.1021/acs.est.0c02444>
- Olsen, G. W., Mair, D. C., Lange, C. C., Harrington, L. M., Church, T. R., Goldberg, C. L., Herron, R. M., Hanna, H., Nobiletti, J. B., Rios, J. A., Reagen, W. K., & Ley, C. A. (2017). Per- and polyfluoroalkyl substances (PFAS) in American Red Cross adult blood donors, 2000–2015. *Environmental Research*, 157, 87–95. <https://doi.org/10.1016/j.envres.2017.05.013>
- O'Rourke, R. (2020). Email from Rory O'Rourke, King County, to Irina Makarow, Ecology. PFAS CAP Comment Period Extension Request for King County Comments. November 9, 2020. Retrieved from https://scs-public.s3-us-gov-west-1.amazonaws.com/env_production/oid100/did200002/pid_200743/assets/merged/510mik_document.pdf?v=FUEWCV7Z4
- Pérez, F., Nadal, M., Navarro-Ortega, A., Fàbrega, F., Domingo, J. L., Barceló, D., & Farré, M. (2013). Accumulation of perfluoroalkyl substances in human tissues. *Environment International*, 59, 354–362. <https://doi.org/10.1016/j.envint.2013.06.004>
- Poulsen, P. B., Jensen, A. A., & Wallström, E. (2005). More environmentally friendly alternatives to PFOS-compounds and PFOA. In *The Danish Environmental Protection Agency*. <http://www2.mst.dk/udgiv/publications/2005/87-7614-668-5/pdf/87-7614-669-3.pdf>
- Product Stewardship Institute. (2015). Advancing Carpet Stewardship: A How-To Guide. October 2015. Retrieved from: https://cdn.ymaws.com/www.productstewardship.us/resource/resmgr/PSI_Reports/2015.10.14_PSI_Carpet_Report.pdf
- Rice, D. & Johnson, L. (2020). Re: Docket ID No EPA-HQ-OLEM-2020-052 - Comments on *Interim Guidance on the Destruction and Disposal of Perfluoroalkyl and Polyfluoroalkyl Substances and Materials Containing Perfluoroalkyl and Polyfluoroalkyl Substances*, 85 Fed. Reg. 83554. December 22, 2020. Available at https://www.ezview.wa.gov/Portals/_1962/Documents/PFAS/PFAS_CAP_PersonalCommunication_References.pdf

- Roos, A., Berger, U., Järnberg, U., van Dijk, J., & Bignert, A. (2013). Increasing Concentrations of Perfluoroalkyl Acids in Scandinavian Otters (*Lutra lutra*) between 1972 and 2011: A New Threat to the Otter Population? *Environmental Science & Technology*, *47*, 11757–11765. <https://doi.org/10.1021/es401485t>
- Ruffle, B., Vedagiri, U., Bogdan, D., Maier, M., Schwach, C., & Murphy-Hagan, C. (2020). Perfluoroalkyl Substances in U.S. market basket fish and shellfish, *Environmental Research*, *190*, 109932, <https://doi.org/10.1016/j.envres.2020.109932>.
- Russell, M. H., Waterland, R. L., & Wong, F. (2015). Calculation of chemical elimination half-life from blood with an ongoing exposure source: the example of perfluorooctanoic acid (PFOA). *Chemosphere*, *129*, 210–216. <https://doi.org/10.1016/j.chemosphere.2014.07.061>
- Sanborn, Head & Associates, Inc. (2019). PFAS Waste Source Testing Report. New England Waste Services of Vermont Inc. October 2019. Coventry, Vermont. Solid Waste ID No. OL510. Retrieved from <https://anrweb.vt.gov/PubDocs/DEC/SolidWaste/OL510/OL510%202019.10.15%20NEWSVT%20PFAS%20Source%20Testing%20Rpt%20-%20Final.pdf>
- Scher, D. P., Kelly, J. E., Huset, C. A., Barry, K. M., Hoffbeck, R. W., Yingling, V. L., & Messing, R. B. (2018). Occurrence of perfluoroalkyl substances (PFAS) in garden produce at homes with a history of PFAS-contaminated drinking water. *Chemosphere*, *196*, 548–555. <https://doi.org/10.1016/j.chemosphere.2017.12.179>
- Sharp, M. (2021). Personal communication between Irina Makarow, Ecology, and Marietta Sharp, Ecology, regarding action taken in response to allegations of possible violations of 2018 Washington state PFAS firefighting law. April 2, 2021. Available at https://www.ezview.wa.gov/Portals/_1962/Documents/PFAS/PFAS_CAP_PersonalCommunication_References.pdf
- Shi, Y., Vestergren, R., Nost, T. H., Zhou, Z., & Cai, Y. (2018). Probing the Differential Tissue Distribution and Bioaccumulation Behavior of Per- and Polyfluoroalkyl Substances of Varying Chain-Lengths, Isomeric Structures and Functional Groups in Crucian Carp. *Environmental Science & Technology*, *52*, 4592–4600. <https://doi.org/10.1021/acs.est.7b06128>
- Simcich, T. (2021). Email from Tina Simcich, Ecology, to Irina Makarow, Ecology. Re: DES Carpet contract question. April 1, 2021. Available at https://www.ezview.wa.gov/Portals/_1962/Documents/PFAS/PFAS_CAP_PersonalCommunication_References.pdf
- Smith, D.K. (2021). Letter to Irina Makarow, Ecology. RE: Draft PFAS Chemical Action Plan. Retrieved from https://scs-public.s3-us-gov-west-1.amazonaws.com/env_production/oid100/did200002/pid_200743/assets/merged/ctOrie8_document.pdf?v=T2EZ7PDG3

- Spokane Regional Clean Air Agency. (2013). Statement of Basis for: Spokane Regional Solid Waste System Waste-to-Energy Facility Chapter 401 Air Operating Permit AOP-3 Renewal #2. February 11, 2013. Retrieved from https://spokanecleanair.org/documents/AOP_Permits/WTE%20Renewal%20%20Statement%20of%20Basis.pdf
- Stahl, T., Mattern, D., & Brunn, H. (2011). Toxicology of perfluorinated compounds. *Environmental Sciences Europe*, 23, 38. <https://doi.org/10.1186/2190-4715-23-38>
- Steenland, K., Fletcher, T., Stein, C.R., M. Bartell, S.M., Darrow, L., Lopez-Espinosa, M.J., Ryan, P.B., & Savitz, D.A. (2020). Review: Evolution of evidence on PFOA and health following the assessments of the C8 Science Panel, *Environment International*, 145, 106125. <https://doi.org/10.1016/j.envint.2020.106125>
- Tan, S. (2020). Email from Shirlee Tan, King County, to Irina Makarow, Ecology. PFAS CAP. December 21, 2020. Retrieved from https://scs-public.s3-us-gov-west-1.amazonaws.com/env_production/oid100/did200002/pid_200743/assets/merged/490piqz_document.pdf?v=FUEWCV7Z4
- U.S. Environmental Protection Agency (EPA). (2015). Pre-manufacture Notice Number P-15-502 Consent Order and Determinations Supporting Consent Order. November 6, 2015. Retrieved from <https://chemview.epa.gov/>
- U.S. Environmental Protection Agency (EPA). (2017). UCMR3 (2013-2015) Occurrence data by state, 2017. Retrieved June 25, 2021 from <https://www.epa.gov/sites/production/files/2017-02/ucmr-3-occurrence-data-by-state.zip>
- U.S. Environmental Protection Agency (EPA). (2020a). Draft Interim Guidance on the Destruction and Disposal of Perfluoroalkyl and Polyfluoroalkyl Substances and Materials Containing Perfluoroalkyl and Polyfluoroalkyl Substances, December 18, 2020. Retrieved from <https://beta.regulations.gov/docket/EPA-HQ-OLEM-2020-0527/document>
- U.S. Environmental Protection Agency (EPA). (2020b). Technical Brief. Perfluoroalkyl and Polyfluoroalkyl Substances (PFAS). Methods and guidance for sampling and analyzing water and other environmental media. EPA/600/F-17/022h. Updated January 2020. Retrieved from https://www.epa.gov/sites/production/files/2020-01/documents/pfas_methods-sampling_tech_brief_7jan2020-update.pdf
- U.S. Environmental Protection Agency (EPA). (2020c). Rulemaking Docket EPA-HQ-TRI-2019-0375. March 5, 2020. Retrieved March 22, 2021 from <https://www.regulations.gov/docket/EPA-HQ-TRI-2019-0375/unified-agenda>
- U.S. Environmental Protection Agency (EPA). (2021a). Perfluorobutanesulfonamide and polyoxyalkylene containing polyurethane (PROVISIONAL). TSCA Section 5 Order. Retrieved from <https://chemview.epa.gov/chemview/?tf=0&ch=241099&su=2-5-6-7-37574985&as=3-10-13-9-8&ac=1-14-15-16-6378999&ma=4-11-17-1981377&gs=&tds=0&tdl=10&tas1=1&tas2=asc&tas3=undefined&tss=&modal=template&modalId=15640453&modalSrc=16&modalDetailId=37150935&modalVaeChild=null>

- U.S. Environmental Protection Agency (EPA). (2021b). PFAS Analytical Methods Development and Sampling Research. Retrieved from <https://www.epa.gov/water-research/pfas-analytical-methods-development-and-sampling-research#:~:text=EPA%20method%20that%20measures%20PFAS,for%2050%20specific%20PFAS%20compounds>
- U.S. Environmental Protection Agency (EPA). (2021c). PFAS Innovative Treatment Team (PITT). Retrieved April 8, 2021 from <https://www.epa.gov/chemical-research/pfas-innovative-treatment-team-pitt>
- U.S. Environmental Protection Agency (EPA). (2021d). Research Brief. Innovative Research for a Sustainable Future Potential PFAS Destruction Technology: Pyrolysis and Gasification. January 2021. Retrieved from https://www.epa.gov/sites/production/files/2021-01/documents/pitt_research_brief_pyrolysis_final_jan_27_2021_508.pdf
- U.S. Fire Administration. (1998). U.S. Fire Administration/Technical Report Series. Special Report: Scrap and Shredded Tire Fires USFA-TR-093/December 1998. Retrieved from <https://www.usfa.fema.gov/downloads/pdf/publications/tr-093.pdf>
- U.S. Food and Drug Administration (FDA). (2020). FDA Announces the Voluntary Phase-Out by Industry of Certain PFAS Used in Food Packaging. Constituent Update. July 31, 2020. Retrieved March 31, 2021 from <https://www.fda.gov/food/cfsan-constituent-updates/fda-announces-voluntary-phase-out-industry-certain-pfas-used-food-packaging>
- Valeriano, L. (2020). Letter from Laurie Valeriano, Toxic Free Future, to Darin Rice, Ecology. Regarding enforcement of the 2018 Washington state PFAS firefighting foam law. July 21, 2020. Available at https://www.ezview.wa.gov/Portals/_1962/Documents/PFAS/PFAS_CAP_PersonalCommunication_References.pdf
- Venkatesan, A. K., & Halden, R. U. (2013). National inventory of perfluoroalkyl substances in archived U.S. biosolids from the 2001 EPA National Sewage Sludge Survey. *Journal of Hazardous Materials*, 252–253, 413–418. <https://doi.org/10.1016/j.jhazmat.2013.03.016>
- Waterfield, G., Rogers, M., Grandjean, P., Auffhammer, M., & Sunding, D. (2020). Reducing exposure to high levels of perfluorinated compounds in drinking water improves reproductive outcomes: evidence from an intervention in Minnesota. *Environmental Health*, 19, 42. <https://doi.org/10.1186/s12940-020-00591-0>
- Washington State Department of Commerce. (2020). Funding Programs for Drinking Water and Wastewater Projects. Updated October 2, 2020. Retrieved from <https://deptofcommerce.app.box.com/v/sciwaterfundingsummary>
- Washington State Department of Ecology (Ecology). (2020). Shoptalk, Dangerous Waste and Pollution Prevention newsletter, Spring 2020. Retrieved from <https://apps.ecology.wa.gov/publications/documents/2004002.pdf>
- Washington State Department of Ecology (Ecology). (2021a). Per- and polyfluoroalkyl substances (PFAS). Retrieved on July 13, 2021 from <https://ecology.wa.gov/Waste-Toxics/Reducing-toxic-chemicals/Addressing-priority-toxic-chemicals/PFAS>

- Washington State Department of Ecology (Ecology). (2021b). Everett landfill Tire Fire. Site Information. Retrieved from <https://apps.ecology.wa.gov/gsp/Sitepage.aspx?csid=3862>
- Washington State Department of Health (Health). (2021a). PFAS. Retrieved on July 13, 2021 from <https://www.doh.wa.gov/CommunityandEnvironment/Contaminants/PFAS>
- Washington State Department of Health (Health). (2021b). Washington State Department of health, Office of Drinking Water, Source Water Assessment Program (SWAP) Mapping Application. Accessed June 25, 2021. <https://fortress.wa.gov/doh/swap/index.html>
- Washington State Legislature. (2012). Substitute Senate Bill 6341. February 3, 2012. Retrieved from <https://apps.leg.wa.gov/documents/billdocs/2011-12/Pdf/Bills/Senate%20Bills/6341-S.pdf>
- Washington State Register (WSR). (2020a). WSR 20-19-130. Department of Ecology. Filed September 22, 2020, 10:59 a.m. Announcing the Draft Per- and Polyfluoroalkyl Substances (PFAS) Chemical Action Plan (CAP)—Complete and Published for Public Comment. Retrieved from lawfilesexternal.leg.wa.gov/law/wsr/2020/19/20-19-130.htm
- Washington State Register (WSR). (2020b). WSR 20-23-092. Department of Ecology. Filed November 17, 2020, 2:35 p.m. Extending the Public Comment Period on the Draft Per- and Polyfluoroalkyl Substances (PFAS) Chemical Action Plan (CAP) Through January 4, 2021. Retrieved from lawfilesexternal.leg.wa.gov/law/wsr/2020/23/20-23-092.htm
- Washington State Register (WSR). (2021). WSR 21-02-031. Department of Ecology. Filed December 29, 2020, 7:39 a.m. Extending the Public Comment Period on the Draft Per- and Polyfluoroalkyl Substances (PFAS) Chemical Action Plan (CAP) Through January 22, 2021. Retrieved from lawfilesexternal.leg.wa.gov/law/wsr/2021/02/21-02-031.htm
- Whiting, I., Nicol, L., Keyte, I., KriBig, J., Crookes, M., Gebbink, W., Potrykus, A., & Schopel, M. (2020). The use of PFAS and fluorine-free alternatives in textiles, upholstery, carpets, leather and apparel: Final report under framework contract ENV.A3/FRA/2015/0010. In V3 ed. October 10, 2020. Retrieved from https://echa.europa.eu/documents/10162/13641/pfas_in_textiles_final_report_en.pdf/0a3b1c60-3427-5327-4a19-4d98ee06f041
- Zhang, C., Hopkins, Z.R., McCord, J., Strynar, M.J., & Knappe, D.R.U. (2019). Fate of Per- and Polyfluoroalkyl Ether Acids in the Total Oxidizable Precursor Assay and Implications for the Analysis of Impacted Water. *Environmental Sciences and Technology Letters*, 6(11), 662–668. doi: 10.1021/acs.estlett.9b00525.
- Zheng, G., Schreder, E., Dempsey, J.C., Uding, N., Chy, V., Andres, G., Sathyanarayana, S., & Salamova, A. (2021). Per- and Polyfluoroalkyl Substances (PFAS) in Breast Milk: Concerning Trends for Current-Use PFAS. *Environmental Science and Technology*, 55, 11, 7510–7520. <https://doi.org/10.1021/acs.est.0c06978>
- Zushi, Y., & Masunaga, S. (2009). Identifying the nonpoint source of perfluorinated compounds using a geographic information system based approach. *Environmental Toxicology and Chemistry*, 28, 691. <https://doi.org/10.1897/08-194.1>

List of acronyms

General acronyms

Table 95. Acronyms found in the response to comments appendix.

Acronym	Definition
AAAS	American Association for the Advancement of Science
AFFF	Aqueous film forming foam
ASTHO	Association of State and Territorial Health Officials
ATSDR	Agency for Toxic Substances and Disease Registry
BAF	Bioaccumulation factor
BCF	Bioconcentration factor
BW	Body weight
CAA	Clean Air Act
CAP	Chemical Action Plan
CAS	Chemical Abstract Service
CDC	U.S. Centers for Disease Control and Prevention
CERCLA	Comprehensive Environmental Response, Compensation, and Liability Act
CFR	Code of Federal Regulations
CHCC	Chemicals of high concern to children
COVID-19	Coronavirus disease 2019
CSPA	Children's Safe Products Act
CWA	Clean Water Act
D	Day
DOD	United States Department of Defense
DON	United States Department of the Navy
E2SSB	Engrossed Second Substitute Senate Bill
DW	Dangerous Waste
ECF	Electrochemical fluorination
ECOS	Environmental Council of States
ECOssl	Ecological soil screening levels
EFSA	European Food Safety Authority
EHW	Extremely hazardous waste
EIS	Environmental impact statement
EJ	Environmental justice
EPA	United States Environmental Protection Agency
EPCRA	Emergency Planning and Community Right-to-Know Act
ERIS	Environmental Research Institute of the States
FAA	Federal Aviation Administration
FCN	Food contact notification
FDA	United States Food and Drug Administration

Acronym	Definition
Fed. Reg.	Federal Register
GAC	Granular activated carbon
Health	Washington State Department of Health
HED	Human equivalent
HOC	Halogenated organic compound
I	Interstate
IDC	Initial demonstration of capability
ITRC	Interstate Technology & Regulatory Council
Kg	Kilogram
LOAEL	Lowest observed adverse effects level
MCL	Maximum contaminant level
MCLG	Maximum contaminant level goal
mg	Milligram
Mg/ha	Megagram per hectare
MI SAW	Michigan Science Advisory Workgroup
MQO	Measurement quality objectives
MSWLF	Municipal solid waste landfill
MS4	Municipal separate stormwater sewer system
MTCA	Model Toxics Control Act
MWC	Municipal waste combustor
NEBRA	Northeast Biosolids and Residuals Association
ng/kg-day	Nanogram per kilogram per day
NOAEL	No observed adverse effects level
NDA	National Defense Authorization Act
NPDES	National pollutant discharge elimination system
NWRA	National Waste and Recycling Association
OC	Organic contaminant
OECD	Organisation for Economic Co-operation and Development
OTM	Other test method
PIGE	Particle-induced gamma ray emission
ppm	Part per million
ppt	Part per trillion
POTW	Publicly owned treatment works
QAPP	Quality assurance progress plan
QC	Quality control
QSM	Quality systems manual
RCRA	Resource Conservation and Recovery Act
RCW	Revised Code of Washington
SAL	State action level
SBOH	Washington State Board of Health
SERDP	Strategic Environmental Research and Development Program

Acronym	Definition
SNUR	Significant New Use Rule
SOP	Standard operating procedure
SQG	Small quantity generator
SSHERI	Social Science Environmental Health Research Institute
TCP	Toxic Cleanup Program
TOP	Total oxidizable precursor
TRI	Toxics release inventory
TSCA	Toxic Substances Control Act
UCMR	Unregulated contaminant monitoring rule
UCMR3	Third unregulated contaminant monitoring rule
UCMR5	Fifth unregulated contaminant monitoring rule
U.S.	United States
UTC	Washington State Utilities and Transportation Commission
VCP	Voluntary cleanup program
WAC	Washington Administrative Code
WDFW	Washington State Department of Fish and Wildlife
WSA	Waste stream assessment
WSDOT	Washington State Department of Transportation
WSR	Washington State Register
WWTP	Wastewater treatment plant

Chemical names

Table 96. Chemical name acronyms found in the response to comments appendix, excluding general acronyms listed only in the table above.

Acronym	Chemical name
6:2 FTOH	6:2 fluorotelomer alcohol
8:2 FTOH	8:2 fluorotelomer alcohol
6:2 FTS	6:2 fluorotelomer sulfonate
ADONA	4, 8-Dioxa-3H-Perfluorononoic acid
APFO	Ammonium perfluorooctanoate
C	Carbon
F	Fluorine
FTAC	Fluorotelomer acrylate
FTOH	Fluorotelomer alcohol
FTS	Fluorotelomer sulfonate
FTSCI	Fluorotelomer sulfonyl chloride
H	Hydrogen
HFPO-DA (GenX)	Hexafluoropropylene oxide dimer acid

Acronym	Chemical name
PAF	Perfluoroalkanoyl fluoride
PAP	Per- or polyfluoroalkyl phosphate ester
PASF	Perfluoroalkane sulfonyl fluoride
PCA	Polychlorinated alkane
PFAA	Perfluorinated alkyl acid
PFAI	Perfluoroalkyl iodides
PFAL	Perfluoroalkyl aldehydes and aldehyde hydrates
PFAS	Per- and poly-fluorinated alkyl substances
PFBA	Perfluorobutanoic acid
PFBS	Perfluorobutane sulfonic acid
PFCA	Perfluoro-carboxylic acid
PFDA	Perfluorodecanoic acid
PFDS	Perfluorodecane sulfonate
PFEA	Perfluoroalkyl ether acids
PFECA	Perfluoroalkyl ether carboxylic acid
PFEESA	Perfluoro(2-ethoxyethane)sulfonic acid
PFESA	Perfluoroalkyl ether sulfonic acid
PFHpA	Perfluoroheptanoic acid
PFHpS	Perfluoroheptane sulfonic acid
PFHxA	Perfluorohexanoic acid
PFHxS	Perfluorohexane sulfonic acid
PFNA	Perfluorononanoic acid
PFOA	Perfluorooctanoic acid
PFOS	Perfluorooctane sulfonic acid
PFOSA	Perfluorooctane sulfonamide
PFSA	Perfluoro- sulfonic acid
PFTeDA	Perfluorotetradecanoic acid
POSF	Perfluorooctane sulfonyl fluoride
UV	Ultraviolet